


Sentencing Practices in Tennessee



Administrative Office of the Courts

Information for Cases Sentenced Between
July 1, 2002 and December 31, 2009

Data Extraction: March 2010
Prepared: March 2010

Sentencing Practices in Tennessee Contents

Percent of Cases Pre and Post 2005 Reform Act	1
Sentence Type Information	
Class A	1
Class B	1
Class C	2
Class D	2
Class E	2
Average Incarceration Lengths in Months	
Class A	3
Rape of Child	4
Second Degree Murder	5
Especially Aggravated Kidnapping	6
Class B	7
Schedule II Cocaine	8
Aggravated Robbery	9
Aggravated Sexual Battery	10
Class C	11
Aggravated Burglary	12
Aggravated Assault	13
Schedule II Cocaine < ½ Gram	14
Schedule II Drugs: Max \$100,000 Fine	15
Class D	16
Theft: \$1,000 to \$10,000	17
Burglary Other Than Habitation	18
Identity Theft	19
Obtain Drugs by Fraud	20
Class E	21
Forgery: Up to \$1,000	22
Burglary: Auto	23
Theft: \$500 to \$1,000	24
Schedule VI Drugs: Not < ½ Ounce	25
Habitual Traffic Offender	26
Failure to Appear (Felony)	27
Average Probation Lengths in Months	
Class B	28
Class C	29
Class D	30
Class E	31
Average Split Sentence Lengths in Months	
Class B	32
Class C	33
Class D	34
Class E	35

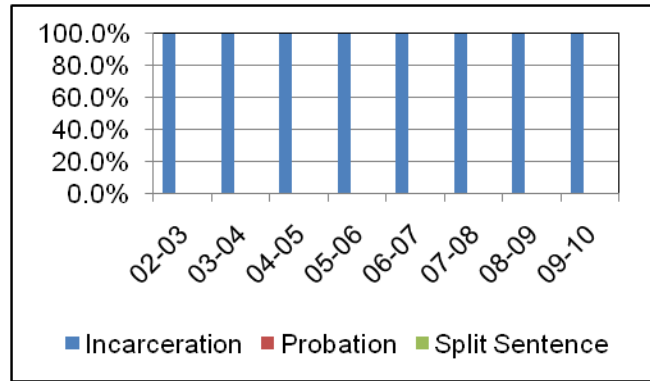
Percent of Cases with Offense Dates Pre and Post Reform Act

Fiscal Year	05-06		06-07		07-08		08-09		09-10	
	Pre Act	Post Act	Pre Act	Post Act	Pre Act	Post Act	Pre Act	Post Act	Pre Act	Post Act
A	92.8%	7.2%	58.4%	41.6%	31.9%	68.1%	25.8%	74.2%	12.9%	87.1%
B	77.4%	22.6%	29.1%	70.9%	12.0%	88.0%	6.3%	93.7%	3.6%	96.4%
C	69.3%	30.7%	23.6%	76.4%	8.0%	92.0%	3.4%	96.6%	1.8%	98.2%
D	67.7%	32.3%	23.1%	76.9%	7.8%	92.2%	2.6%	97.4%	2.1%	97.9%
E	65.6%	34.4%	19.5%	80.5%	7.6%	92.4%	3.2%	96.8%	1.4%	98.6%
Total	68.4%	31.6%	22.9%	77.1%	8.5%	91.5%	3.8%	96.2%	2.1%	97.9%

Sentence Type Information

Percent of Sentence Type - Felony Class A - All Offenders

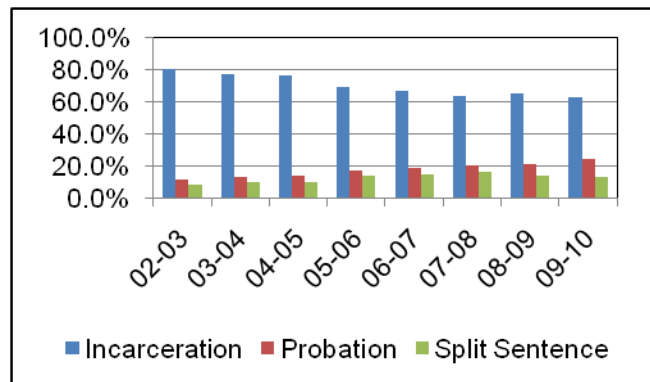
Fiscal Year	Incarceration	Probation	Split Sentence	N
	Percent	Percent	Percent	
02-03	99.4%	0.6%	0.0%	533
03-04	100.0%	0.0%	0.0%	523
04-05	100.0%	0.0%	0.0%	560
05-06	99.8%	0.2%	0.0%	479
06-07	99.6%	0.4%	0.0%	516
07-08	99.6%	0.2%	0.2%	454
08-09	99.7%	0.3%	0.0%	705
09-10	99.7%	0.0%	0.3%	350



Incarceration includes life without parole and death sentences, probation includes sentences to community corrections.

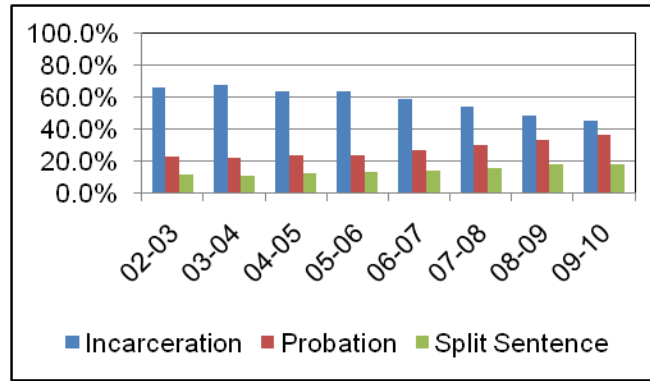
Percent of Sentence Type - Felony Class B - All Offenders

Fiscal Year	Incarceration	Probation	Split Sentence	N
	Percent	Percent	Percent	
02-03	80.1%	11.5%	8.4%	2,758
03-04	76.9%	12.9%	10.2%	2,897
04-05	76.2%	13.6%	10.2%	3,072
05-06	68.7%	17.3%	13.9%	3,292
06-07	66.3%	18.8%	14.9%	4,069
07-08	63.6%	20.1%	16.3%	3,866
08-09	65.2%	21.3%	13.5%	3,728
09-10	63.0%	24.2%	12.7%	1,761



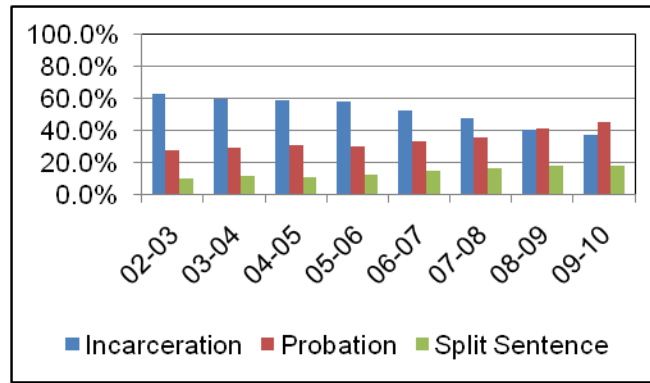
Percent of Sentence Type - Felony Class C - All Offenders

Fiscal Year	Incarceration	Probation	Split Sentence	N
	Percent	Percent	Percent	
02-03	66.1%	22.5%	11.4%	8,378
03-04	67.4%	21.7%	10.9%	9,549
04-05	63.6%	23.7%	12.7%	9,043
05-06	63.2%	23.9%	12.9%	9,500
06-07	58.8%	26.9%	14.3%	10,179
07-08	54.3%	29.8%	15.9%	9,951
08-09	48.6%	33.5%	17.9%	9,456
09-10	45.3%	36.7%	18.0%	4,560



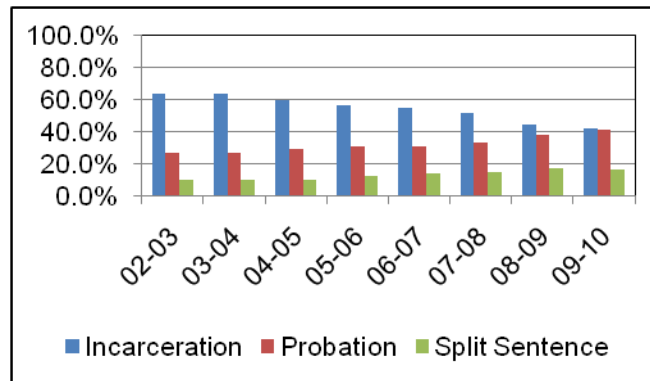
Percent of Sentence Type - Felony Class D - All Offenders

Fiscal Year	Incarceration	Probation	Split Sentence	N
	Percent	Percent	Percent	
02-03	62.6%	27.6%	9.8%	8,325
03-04	59.7%	29.0%	11.3%	8,817
04-05	58.5%	30.7%	10.8%	9,071
05-06	57.9%	29.9%	12.2%	9,194
06-07	52.2%	33.0%	14.8%	10,068
07-08	47.9%	35.6%	16.6%	10,479
08-09	40.4%	41.6%	18.1%	10,542
09-10	37.2%	45.0%	17.8%	5,121



Percent of Sentence Type - Felony Class E - All Offenders

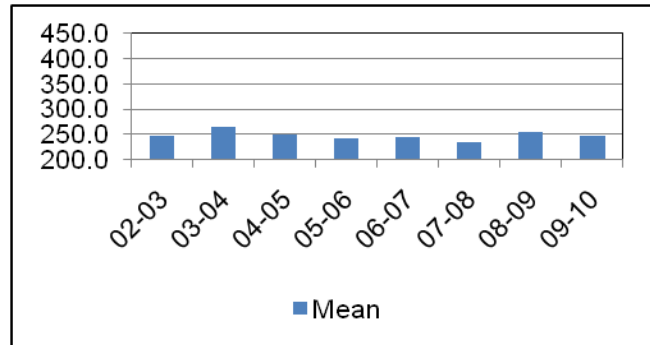
Fiscal Year	Incarceration	Probation	Split Sentence	N
	Percent	Percent	Percent	
02-03	63.5%	26.6%	10.0%	14,977
03-04	63.5%	26.7%	9.9%	14,754
04-05	60.1%	29.7%	10.2%	15,243
05-06	56.6%	30.6%	12.8%	15,666
06-07	54.9%	30.7%	14.4%	16,277
07-08	52.0%	33.4%	14.6%	15,503
08-09	44.8%	38.2%	17.0%	15,126
09-10	42.0%	41.7%	16.3%	6,808



Average Incarceration Lengths in Months by Felony Class And Offense

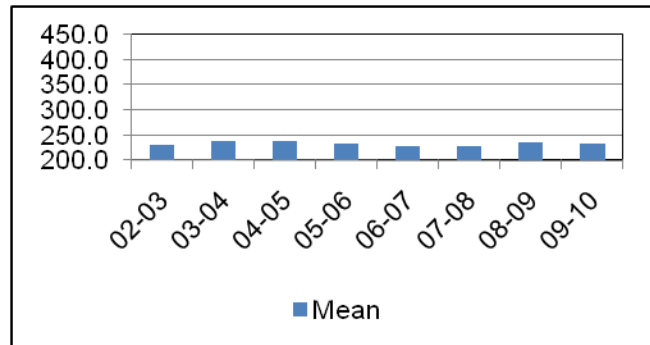
Average Incarceration Length - Class A - All Offenders

Fiscal Year	Mean	Median	Standard Deviation	N
02-03	245.8	240.0	78.3	530
03-04	265.2	240.0	98.9	523
04-05	249.4	240.0	80.0	560
05-06	241.3	240.0	76.8	478
06-07	244.4	240.0	88.0	514
07-08	235.2	216.0	73.5	452
08-09	255.3	240.0	86.7	703
09-10	247.2	240.0	79.1	349



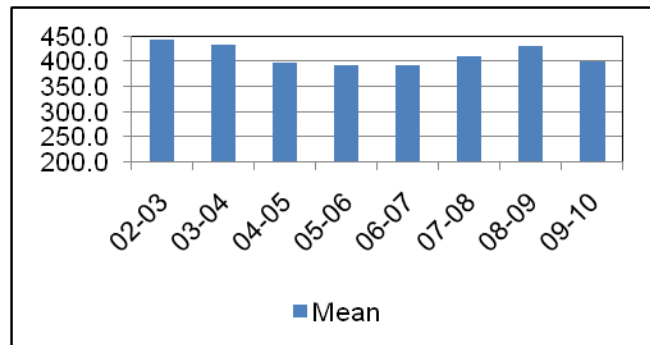
Average Incarceration Length - Class A - Standard Offenders

Fiscal Year	Mean	Median	Standard Deviation	N
02-03	230.6	240.0	47.5	479
03-04	237.4	240.0	44.3	445
04-05	238.1	240.0	43.3	485
05-06	233.2	240.0	45.2	414
06-07	226.7	240.0	47.0	423
07-08	227.8	216.0	44.8	396
08-09	235.0	240.0	43.4	595
09-10	232.9	240.0	49.0	284



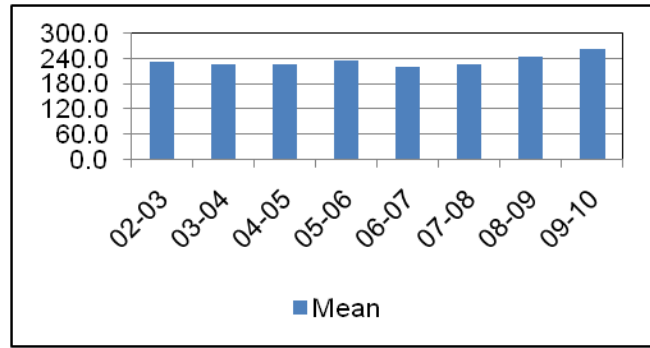
Average Incarceration Length - Class A - Multiple Offenders

Fiscal Year	Mean	Median	Standard Deviation	N
02-03	441.8	480.0	53.0	35
03-04	433.4	432.0	49.4	52
04-05	396.7	360.0	55.2	35
05-06	391.7	384.0	71.2	25
06-07	393.1	420.0	79.8	49
07-08	409.2	408.0	62.4	20
08-09	429.4	480.0	58.2	68
09-10	399.8	384.0	47.3	35



Average Incarceration Length - Rape of a Child - All Offenders

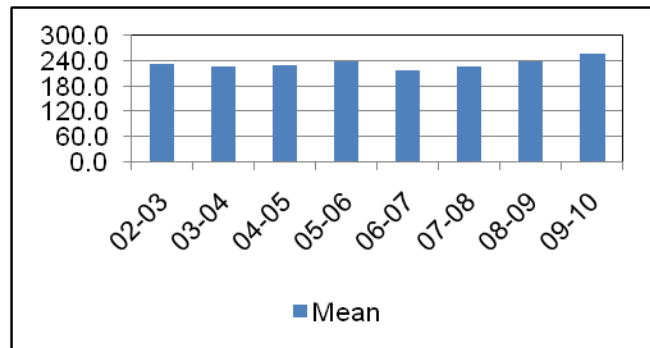
Fiscal Year	Mean	Median	Standard Deviation	N
02-03	232.5	240.0	46.9	151
03-04	224.5	240.0	60.8	114
04-05	225.5	240.0	40.7	155
05-06	236.5	240.0	44.5	152
06-07	218.8	180.0	52.4	141
07-08	225.7	216.0	43.2	121
08-09	243.5	240.0	44.6	203
09-10	261.2	300.0	52.0	68



The table for multiple offenders was not included due to low occurrence frequencies.

Average Incarceration Length - Rape of a Child - Standard Offenders

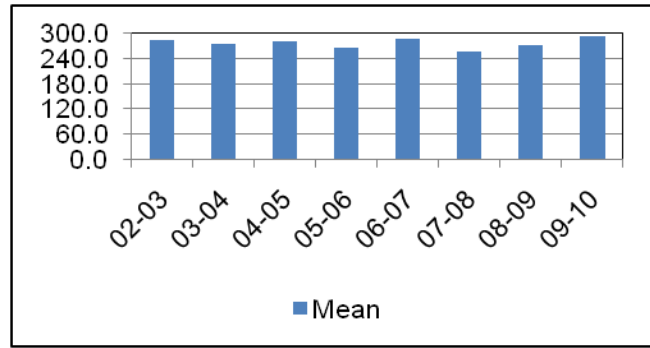
Fiscal Year	Mean	Median	Standard Deviation	N
02-03	231.0	240.0	43.7	150
03-04	227.8	240.0	42.1	107
04-05	229.1	240.0	37.8	148
05-06	238.5	240.0	43.3	148
06-07	218.1	180.0	50.4	134
07-08	225.7	216.0	43.2	121
08-09	239.9	240.0	36.2	199
09-10	256.6	300.0	48.5	65



Average Incarceration Length - Second Degree Murder - All Offenders

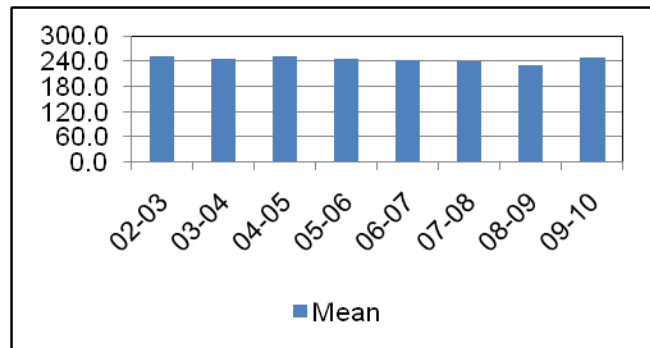
Fiscal Year	Mean	Median	Standard Deviation	N
02-03	284.4	276.0	88.8	103
03-04	273.9	240.0	90.5	115
04-05	280.0	264.0	96.5	94
05-06	267.1	252.0	79.7	95
06-07	286.5	264.0	95.3	92
07-08	256.4	240.0	78.4	84
08-09	271.7	240.0	95.9	116
09-10	293.4	288.0	113.3	58

The table for multiple offenders was not included due to low occurrence frequencies.



Average Incarceration Length - Second Degree Murder - Standard Offenders

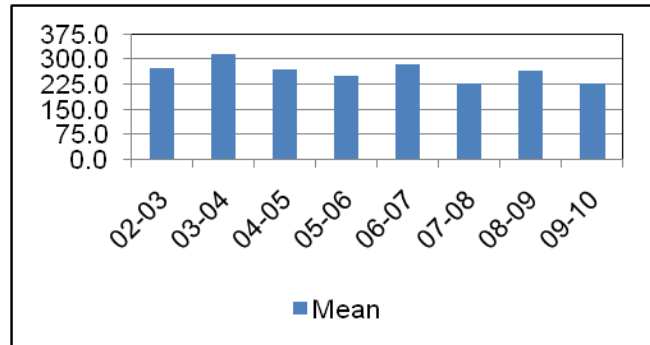
Fiscal Year	Mean	Median	Standard Deviation	N
02-03	252.8	240.0	42.7	84
03-04	243.9	240.0	42.2	89
04-05	250.7	240.0	42.3	73
05-06	243.8	240.0	45.4	77
06-07	243.6	240.0	44.3	70
07-08	238.3	240.0	50.0	71
08-09	230.5	240.0	41.9	89
09-10	249.9	240.0	46.2	40



Average Incarceration Length - Especially Aggravated Kidnapping - All Offenders

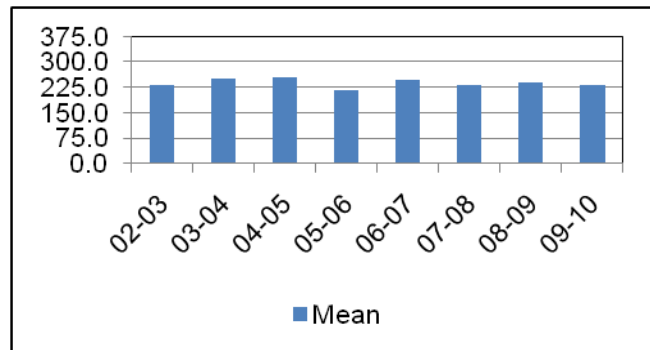
Fiscal Year	Mean	Median	Standard Deviation	N
02-03	272.0	240.0	116.0	66
03-04	315.5	264.0	116.4	102
04-05	267.3	252.0	55.1	44
05-06	249.7	240.0	82.5	21
06-07	284.9	252.0	130.0	39
07-08	225.9	222.0	73.6	28
08-09	264.5	246.0	104.6	80
09-10	227.4	240.0	68.0	31

The table for multiple offenders was not included due to low occurrence frequencies.



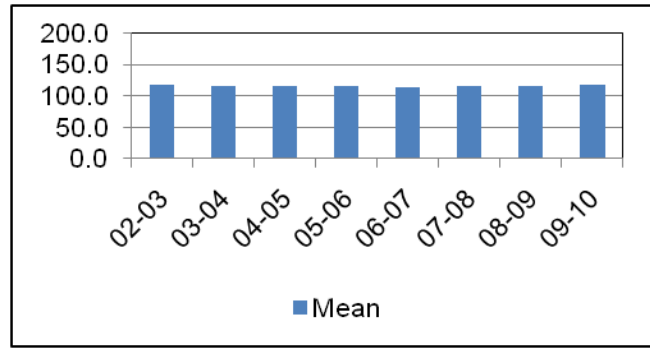
Average Incarceration Length - Especially Aggravated Kidnapping - Standard Offenders

Fiscal Year	Mean	Median	Standard Deviation	N
02-03	229.6	204.0	53.6	54
03-04	251.4	240.0	33.9	74
04-05	254.7	240.0	35.4	35
05-06	216.7	204.0	41.9	17
06-07	247.9	240.0	37.7	29
07-08	231.8	240.0	47.6	22
08-09	240.4	240.0	54.0	58
09-10	230.7	240.0	40.4	22



Average Incarceration Length - Felony Class B - All Offenders

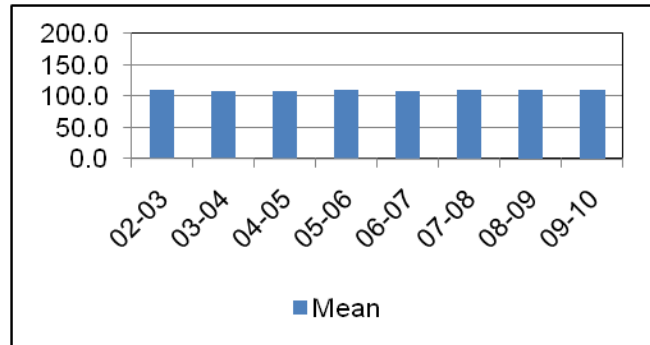
Fiscal Year	Mean	Median	Standard Deviation	N
02-03	116.8	96.0	34.7	2,207
03-04	115.1	96.0	35.8	2,227
04-05	115.0	96.0	39.6	2,338
05-06	115.0	96.0	35.3	2,262
06-07	114.3	96.0	33.3	2,697
07-08	115.5	96.0	37.0	2,456
08-09	116.3	96.0	35.4	2,428
09-10	117.2	96.0	37.0	1,110



One persistent offender Schedule II Cocaine case was removed from 2004 because of an inordinately high sentence of 54 years.

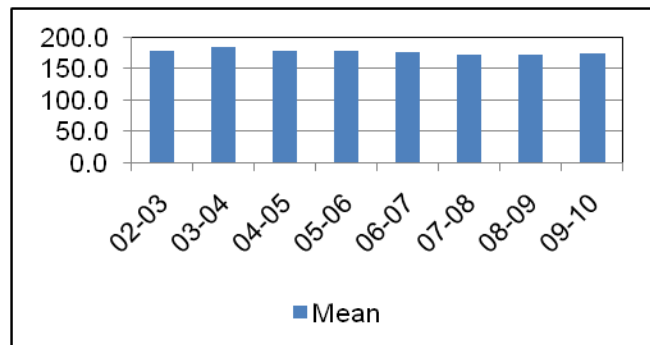
Average Incarceration Length - Felony Class B - Standard Offenders

Fiscal Year	Mean	Median	Standard Deviation	N
02-03	110.1	96.0	18.3	1,898
03-04	108.3	96.0	18.2	1,904
04-05	107.5	96.0	18.5	1,958
05-06	108.8	96.0	18.3	1,865
06-07	108.5	96.0	17.5	2,261
07-08	108.8	96.0	17.7	2,031
08-09	110.1	96.0	18.6	2,015
09-10	109.2	96.0	19.1	885



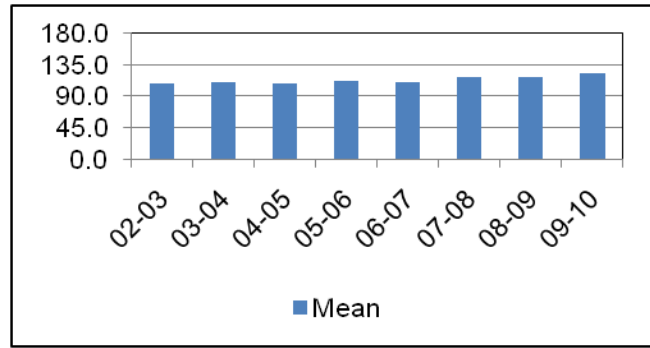
Average Incarceration Length - Felony Class B - Multiple Offenders

Fiscal Year	Mean	Median	Standard Deviation	N
02-03	178.6	168.0	39.5	176
03-04	183.2	180.0	38.0	179
04-05	177.3	180.0	36.1	162
05-06	178.1	180.0	39.3	191
06-07	176.4	180.0	34.7	215
07-08	172.6	168.0	34.9	201
08-09	171.5	168.0	35.5	201
09-10	173.7	180.0	32.3	126



**Average Incarceration Length - Schedule II Cocaine
- All Offenders**

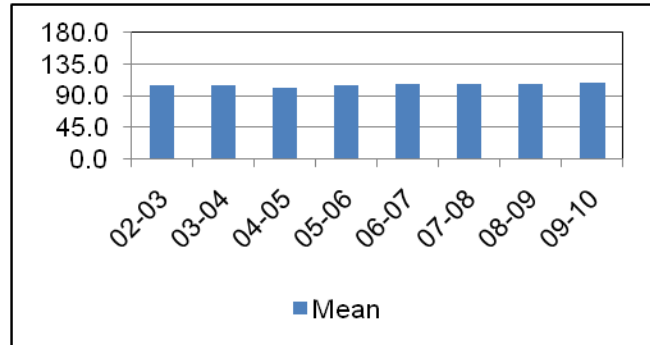
Fiscal Year	Mean	Median	Standard Deviation	N
02-03	108.3	96.0	20.3	655
03-04	110.2	96.0	30.4	773
04-05	107.9	96.0	31.9	603
05-06	112.3	96.0	34.0	649
06-07	110.6	96.0	27.7	808
07-08	117.9	96.0	43.4	714
08-09	117.6	96.0	35.7	535
09-10	123.0	96.0	43.0	225



One persistent offender case was removed from 2004 because of an inordinately high sentence of 54 years.

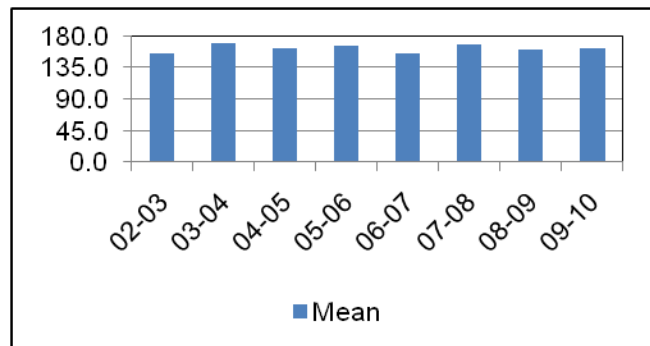
**Average Incarceration Length - Schedule II Cocaine
- Standard Offenders**

Fiscal Year	Mean	Median	Standard Deviation	N
02-03	104.8	96.0	15.2	605
03-04	103.9	96.0	16.1	709
04-05	101.2	96.0	13.7	550
05-06	104.7	96.0	16.7	583
06-07	105.7	96.0	15.7	731
07-08	105.8	96.0	16.2	612
08-09	105.7	96.0	16.4	435
09-10	109.1	96.0	25.2	178



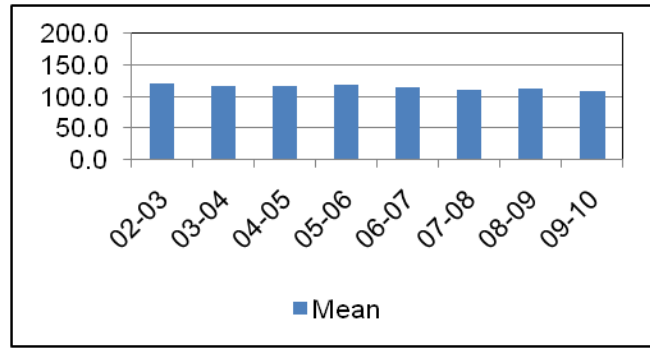
**Average Incarceration Length - Schedule II Cocaine
- Multiple Offenders**

Fiscal Year	Mean	Median	Standard Deviation	N
02-03	155.0	144.0	20.5	47
03-04	169.9	168.0	36.6	57
04-05	162.7	144.0	34.6	45
05-06	165.2	168.0	24.9	52
06-07	155.4	144.0	32.5	62
07-08	167.4	156.0	35.9	75
08-09	160.0	144.0	28.5	88
09-10	162.4	144.0	28.3	41



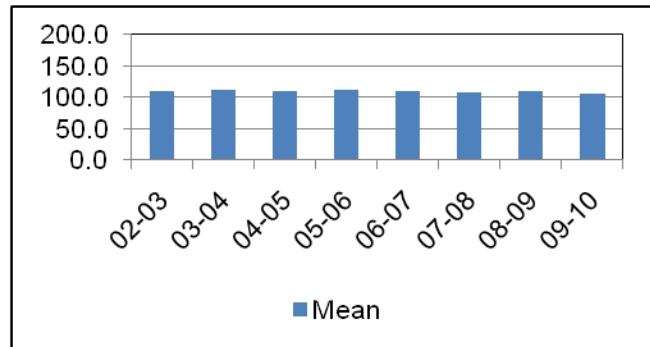
Average Incarceration Length - Aggravated Robbery - All Offenders

Fiscal Year	Mean	Median	Standard Deviation	N
02-03	119.7	96.0	43.0	846
03-04	117.5	96.0	40.8	751
04-05	115.8	96.0	40.2	956
05-06	118.3	96.0	43.6	794
06-07	113.9	96.0	33.4	1,030
07-08	110.4	96.0	35.0	809
08-09	112.5	96.0	34.7	899
09-10	108.4	96.0	29.9	417



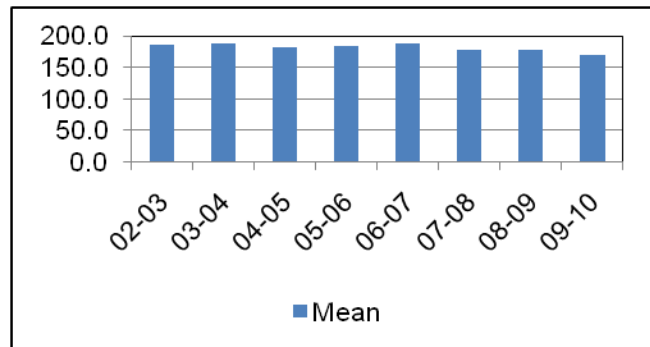
Average Incarceration Length - Aggravated Robbery - Standard Offenders

Fiscal Year	Mean	Median	Standard Deviation	N
02-03	109.4	96.0	17.3	649
03-04	110.7	96.0	19.6	574
04-05	109.5	96.0	18.5	716
05-06	111.1	96.0	19.9	522
06-07	109.5	96.0	16.4	761
07-08	108.3	96.0	17.1	613
08-09	109.3	96.0	17.7	680
09-10	104.9	96.0	14.2	310



Average Incarceration Length - Aggravated Robbery - Multiple Offenders

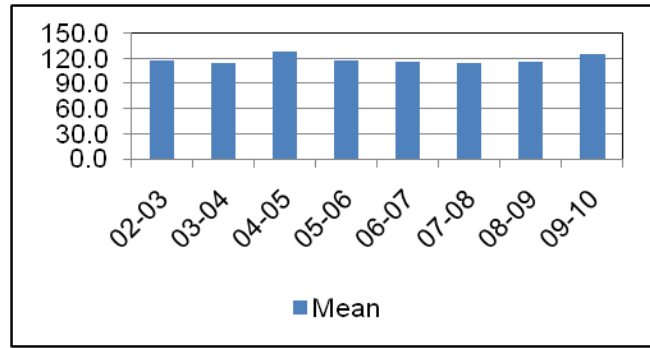
Fiscal Year	Mean	Median	Standard Deviation	N
02-03	185.7	180.0	39.7	88
03-04	187.4	180.0	36.2	71
04-05	182.6	180.0	32.6	78
05-06	183.3	180.0	43.2	96
06-07	187.7	180.0	30.0	93
07-08	178.5	180.0	36.0	39
08-09	178.3	180.0	38.5	56
09-10	169.9	180.0	23.8	32



Average Incarceration Length - Aggravated Sexual Battery - All Offenders

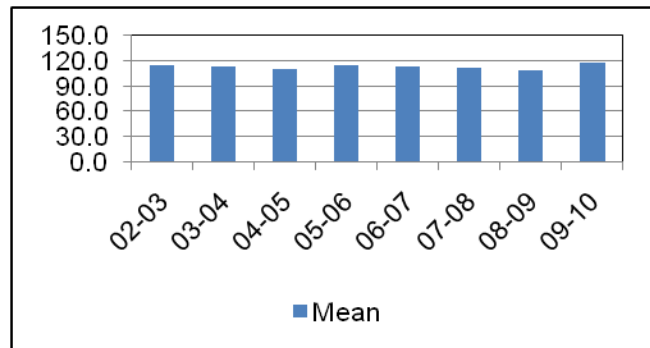
Fiscal Year	Mean	Median	Standard Deviation	N
02-03	117.4	120.0	28.7	168
03-04	114.4	108.0	23.9	167
04-05	128.7	108.0	58.0	243
05-06	117.7	120.0	24.1	192
06-07	116.6	108.0	30.7	119
07-08	114.3	108.0	22.5	167
08-09	116.3	96.0	29.9	190
09-10	125.6	120.0	30.2	81

The table for multiple offenders was not included due to low occurrence frequencies.



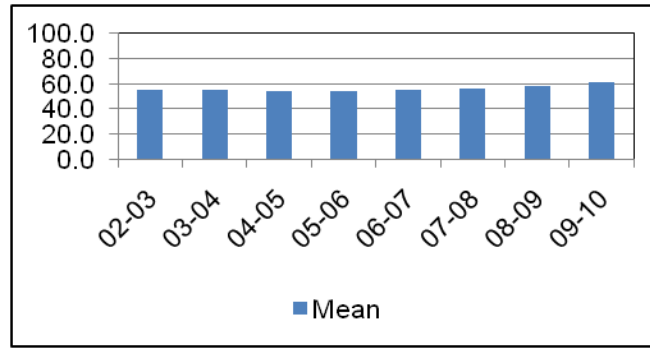
Average Incarceration Length - Aggravated Sexual Battery - Standard Offenders

Fiscal Year	Mean	Median	Standard Deviation	N
02-03	114.7	120.0	18.9	161
03-04	113.4	108.0	20.8	153
04-05	110.3	96.0	18.2	212
05-06	114.4	120.0	18.4	181
06-07	112.5	108.0	18.1	114
07-08	111.7	108.0	18.6	157
08-09	109.0	96.0	17.9	170
09-10	117.3	120.0	18.1	70



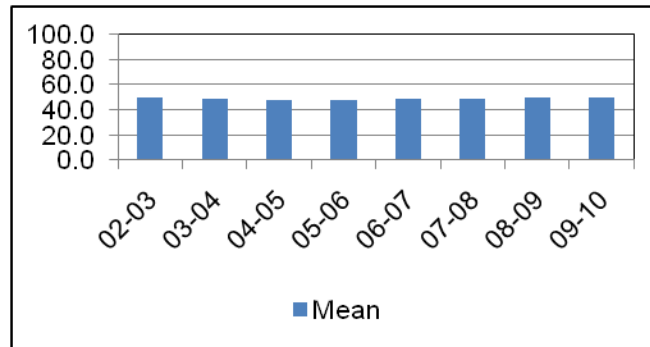
Average Incarceration Length - Class C - All Offenders

Fiscal Year	Mean	Median	Standard Deviation	N
02-03	55.5	48.0	23.6	5,540
03-04	55.2	48.0	23.9	6,437
04-05	53.9	48.0	23.9	5,752
05-06	54.0	48.0	23.4	6,003
06-07	55.3	48.0	25.3	5,981
07-08	56.1	48.0	25.5	5,405
08-09	57.9	48.0	25.9	4,592
09-10	61.1	48.0	31.4	2,067



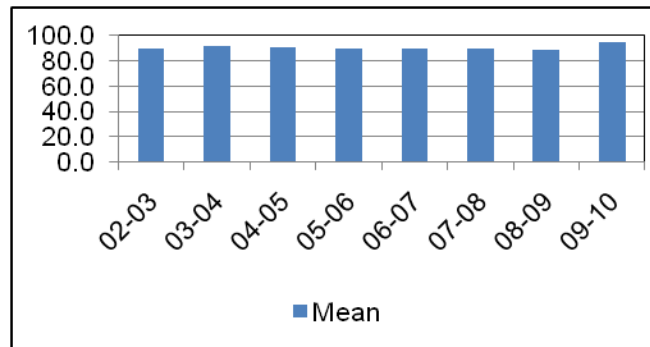
Average Incarceration Length - Class C - Standard Offenders

Fiscal Year	Mean	Median	Standard Deviation	N
02-03	49.5	48.0	14.8	4,862
03-04	48.8	48.0	14.4	5,570
04-05	47.7	48.0	14.1	5,009
05-06	48.1	48.0	14.4	5,193
06-07	48.6	48.0	15.4	5,100
07-08	49.1	48.0	15.5	4,588
08-09	50.1	48.0	15.6	3,766
09-10	49.3	48.0	16.8	1,623



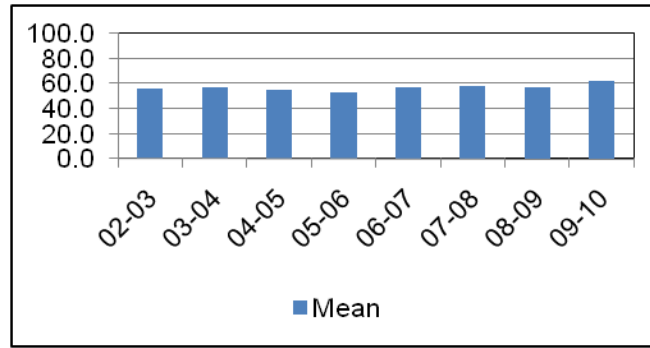
Average Incarceration Length - Class C - Multiple Offenders

Fiscal Year	Mean	Median	Standard Deviation	N
02-03	90.2	96.0	16.9	538
03-04	91.4	96.0	19.4	699
04-05	91.1	96.0	20.1	581
05-06	89.5	84.0	19.6	629
06-07	89.8	84.0	20.3	640
07-08	89.9	96.0	20.1	582
08-09	89.3	96.0	20.5	627
09-10	95.0	96.0	22.7	338



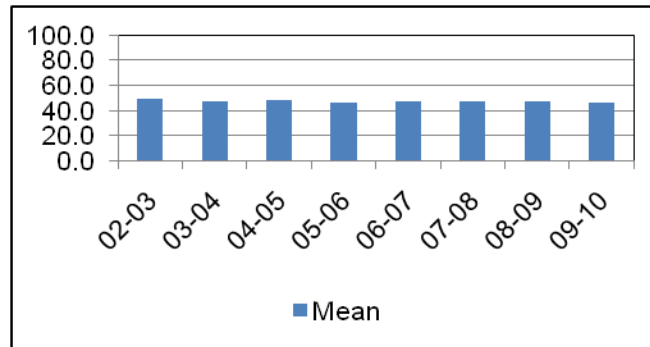
Average Incarceration Length - Aggravated Burglary - All Offenders

Fiscal Year	Mean	Median	Standard Deviation	N
02-03	55.8	48.0	22.3	1,340
03-04	57.3	48.0	26.6	1,603
04-05	54.8	48.0	23.6	1,448
05-06	53.2	48.0	22.9	1,344
06-07	56.9	48.0	28.1	1,387
07-08	57.9	48.0	28.2	1,150
08-09	56.9	48.0	26.1	1,088
09-10	62.4	48.0	35.5	504



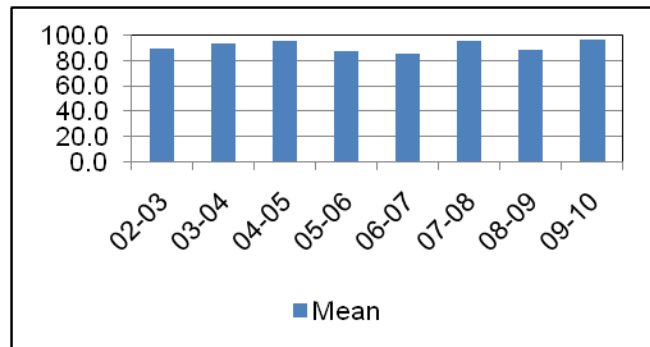
Average Incarceration Length - Aggravated Burglary - Standard Offenders

Fiscal Year	Mean	Median	Standard Deviation	N
02-03	49.4	48.0	13.7	1,151
03-04	47.6	48.0	13.5	1,304
04-05	48.0	48.0	13.7	1,257
05-06	46.7	42.0	12.9	1,152
06-07	47.5	48.0	13.4	1,144
07-08	47.8	42.0	13.9	938
08-09	47.1	42.0	13.7	857
09-10	46.0	36.0	14.9	376



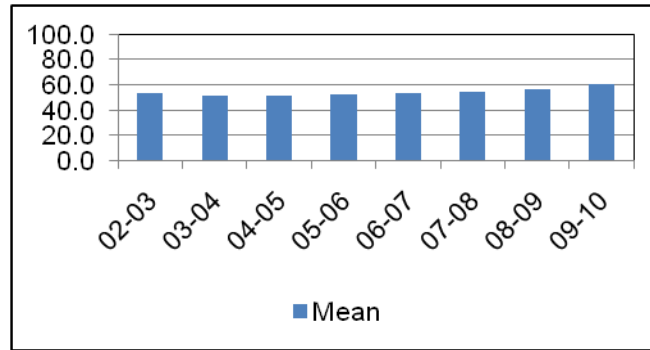
Average Incarceration Length - Aggravated Burglary - Multiple Offenders

Fiscal Year	Mean	Median	Standard Deviation	N
02-03	89.4	96.0	16.4	165
03-04	93.6	96.0	18.5	247
04-05	95.1	96.0	20.0	160
05-06	87.7	84.0	16.4	148
06-07	85.9	72.0	19.0	147
07-08	95.3	96.0	18.2	138
08-09	88.1	84.0	17.4	178
09-10	96.2	96.0	19.0	87



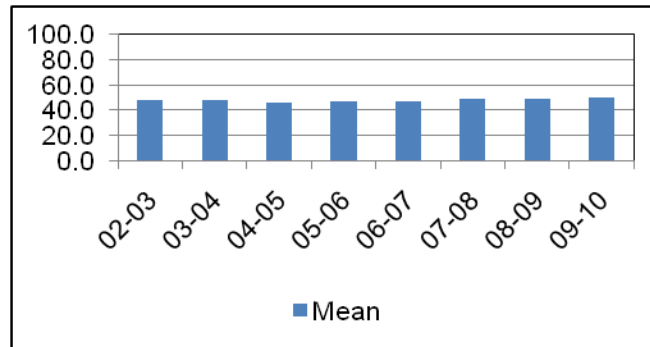
Average Incarceration Length - Aggravated Assault - All Offenders

Fiscal Year	Mean	Median	Standard Deviation	N
02-03	53.2	48.0	23.6	922
03-04	51.8	48.0	20.9	1,036
04-05	51.8	48.0	22.7	895
05-06	52.4	48.0	22.7	955
06-07	53.4	48.0	24.6	961
07-08	54.9	48.0	24.5	898
08-09	56.2	48.0	25.9	827
09-10	60.8	48.0	29.8	333



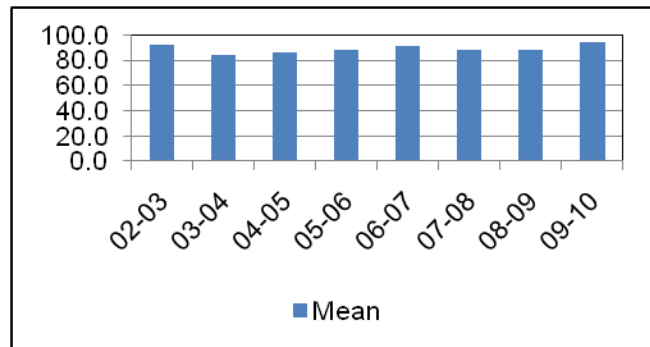
Average Incarceration Length - Aggravated Assault - Standard Offenders

Fiscal Year	Mean	Median	Standard Deviation	N
02-03	47.8	42.0	14.8	822
03-04	47.8	36.0	14.3	935
04-05	46.1	36.0	13.5	784
05-06	46.6	36.0	13.8	832
06-07	46.5	36.0	15.6	801
07-08	48.9	48.0	14.9	783
08-09	48.8	48.0	15.2	682
09-10	50.2	48.0	16.7	266



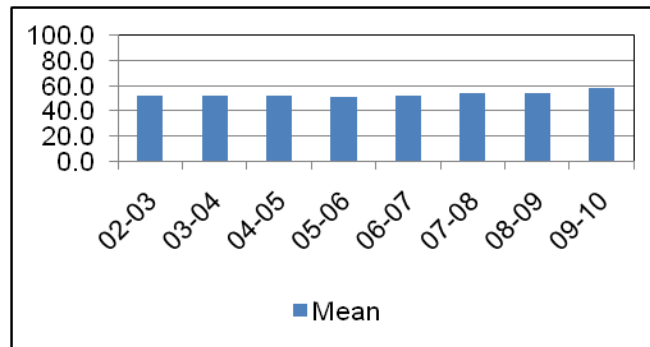
Average Incarceration Length - Aggravated Assault - Multiple Offenders

Fiscal Year	Mean	Median	Standard Deviation	N
02-03	91.8	96.0	17.9	77
03-04	84.1	72.0	20.0	83
04-05	86.4	84.0	18.0	92
05-06	88.1	84.0	18.5	96
06-07	91.1	96.0	19.9	128
07-08	88.2	96.0	19.1	88
08-09	88.3	84.0	22.3	107
09-10	94.5	96.0	19.9	53



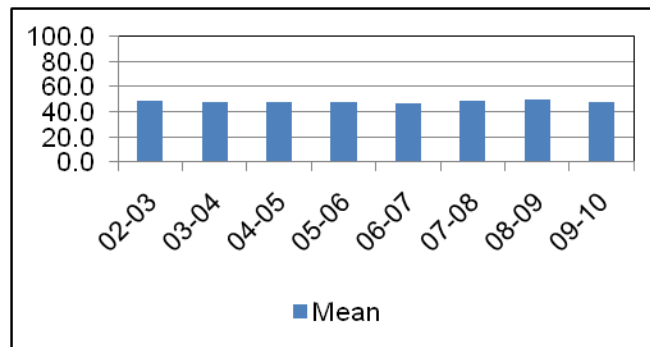
Average Incarceration Length - Schedule II Cocaine < 1/2 Gram - All Offenders

Fiscal Year	Mean	Median	Standard Deviation	N
02-03	52.4	48.0	19.0	968
03-04	51.8	48.0	19.8	1,150
04-05	52.2	48.0	21.1	943
05-06	51.3	48.0	20.5	1,044
06-07	51.8	48.0	21.6	1,103
07-08	54.7	48.0	23.6	1,252
08-09	54.7	48.0	20.8	770
09-10	58.1	48.0	27.4	351



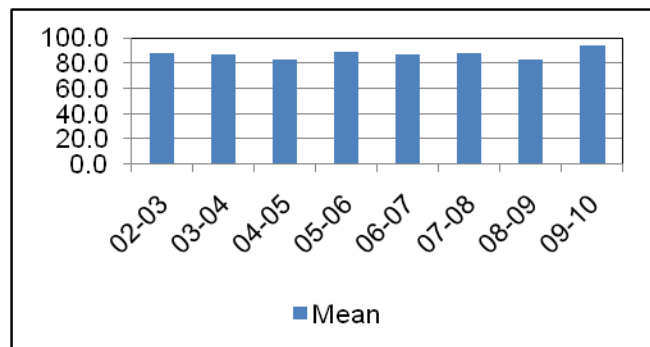
Average Incarceration Length - Schedule II Cocaine < 1/2 Gram - Standard Offenders

Fiscal Year	Mean	Median	Standard Deviation	N
02-03	49.1	48.0	14.0	889
03-04	48.1	48.0	13.9	1,046
04-05	47.6	48.0	13.7	829
05-06	47.5	36.0	14.6	921
06-07	46.7	36.0	13.8	961
07-08	48.8	48.0	14.8	1,056
08-09	49.3	48.0	13.8	659
09-10	47.5	36.0	14.3	273



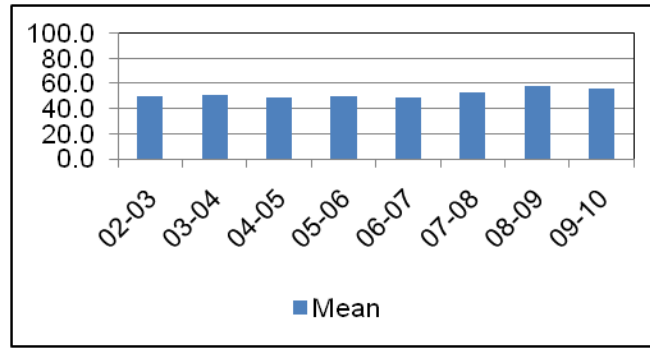
Average Incarceration Length - Schedule II Cocaine < 1/2 Gram - Multiple Offenders

Fiscal Year	Mean	Median	Standard Deviation	N
02-03	88.2	96.0	17.5	72
03-04	86.6	84.0	19.9	86
04-05	83.0	72.0	17.5	86
05-06	88.8	84.0	22.8	94
06-07	86.5	84.0	20.2	113
07-08	87.6	96.0	19.3	143
08-09	83.0	73.0	15.8	94
09-10	94.3	96.0	24.3	69



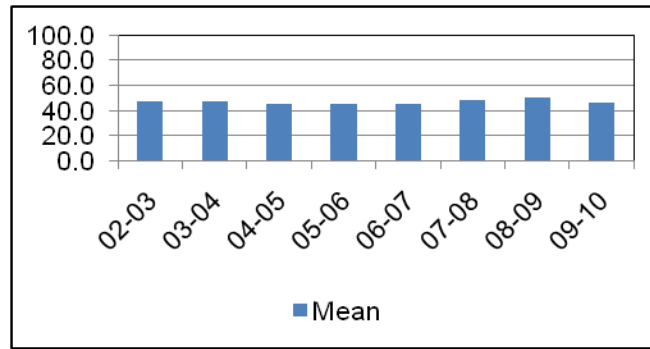
**Average Incarceration Length - Schedule II Drugs:
Max \$100,000 Fine - All Offenders**

Fiscal Year	Mean	Median	Standard Deviation	N
02-03	50.3	48.0	18.5	604
03-04	51.2	48.0	19.3	790
04-05	48.6	48.0	17.4	714
05-06	49.5	48.0	19.3	612
06-07	49.2	36.0	19.3	420
07-08	52.6	48.0	21.4	368
08-09	57.5	48.0	23.6	279
09-10	55.8	48.0	28.5	132



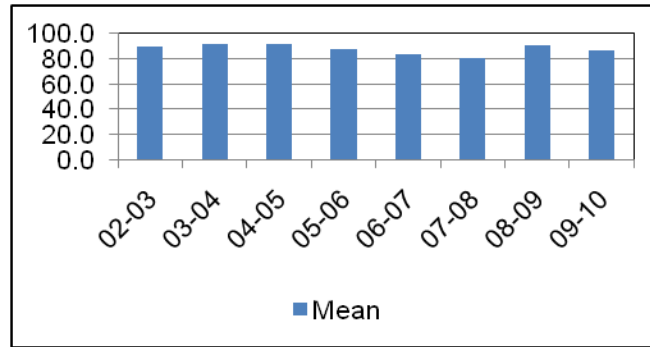
**Average Incarceration Length - Schedule II Drugs:
Max \$100,000 Fine - Standard Offenders**

Fiscal Year	Mean	Median	Standard Deviation	N
02-03	47.0	48.0	12.7	564
03-04	46.9	48.0	13.0	718
04-05	45.6	36.0	12.0	659
05-06	45.6	36.0	12.6	553
06-07	45.5	36.0	13.3	382
07-08	48.3	48.0	15.0	328
08-09	50.4	48.0	15.1	230
09-10	46.8	36.0	15.2	109



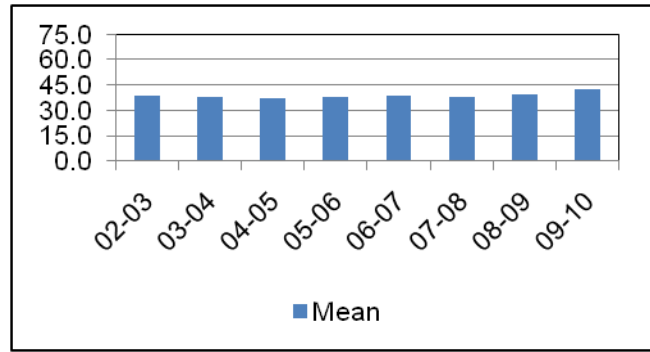
**Average Incarceration Length - Schedule II Drugs:
Max \$100,000 Fine - Multiple Offenders**

Fiscal Year	Mean	Median	Standard Deviation	N
02-03	90.1	84.0	18.2	34
03-04	91.8	96.0	18.4	65
04-05	91.4	96.0	18.3	45
05-06	87.7	72.0	20.4	46
06-07	83.3	72.0	20.9	32
07-08	80.1	73.0	16.3	33
08-09	90.9	96.0	23.1	45
09-10	86.1	72.0	21.3	20



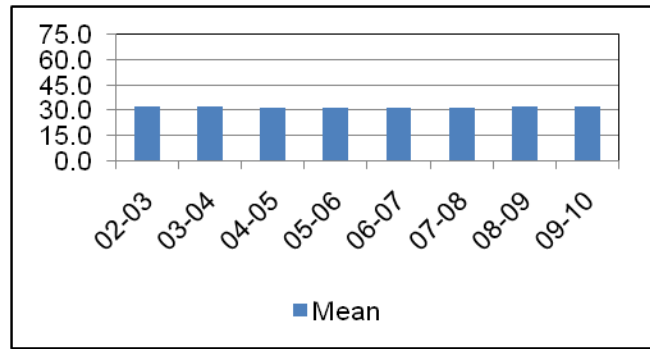
Average Incarceration Length - Class D - All Offenders

Fiscal Year	Mean	Median	Standard Deviation	N
02-03	38.7	36.0	21.8	5,208
03-04	37.8	36.0	20.3	5,267
04-05	36.9	25.0	20.0	5,308
05-06	37.7	36.0	19.9	5,324
06-07	38.6	36.0	22.8	5,251
07-08	37.8	25.0	21.7	5,016
08-09	39.7	36.0	23.4	4,255
09-10	42.8	36.0	26.0	1,904



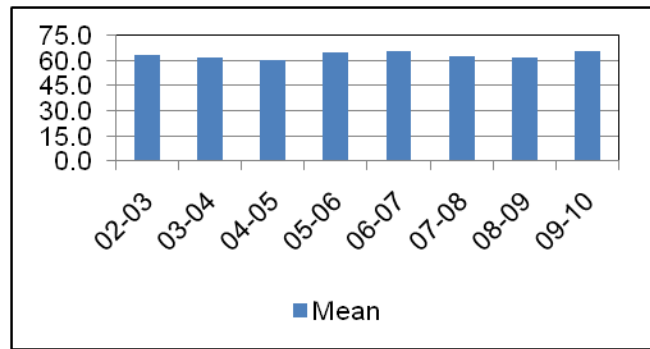
Average Incarceration Length - Class D - Standard Offenders

Fiscal Year	Mean	Median	Standard Deviation	N
02-03	32.2	24.0	9.9	4,460
03-04	31.9	24.0	10.0	4,479
04-05	31.2	24.0	9.5	4,519
05-06	31.7	24.0	9.9	4,529
06-07	31.5	24.0	9.9	4,450
07-08	31.2	24.0	9.7	4,222
08-09	31.9	24.0	10.4	3,468
09-10	32.3	24.0	10.5	1,452



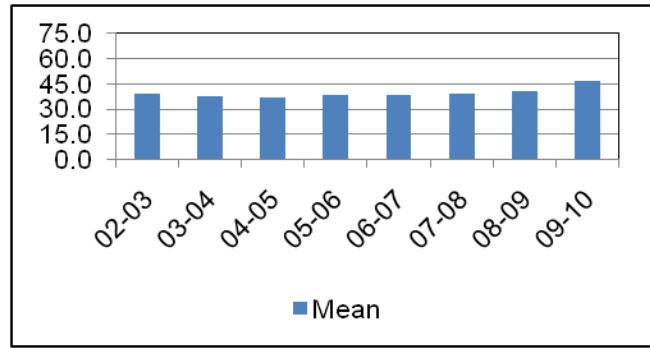
Average Incarceration Length - Class D - Multiple Offenders

Fiscal Year	Mean	Median	Standard Deviation	N
02-03	63.3	60.0	17.3	551
03-04	61.8	60.0	17.8	626
04-05	59.7	48.0	17.2	630
05-06	64.8	60.0	19.6	670
06-07	65.1	60.0	18.1	602
07-08	62.1	60.0	18.1	584
08-09	61.5	60.0	17.8	578
09-10	65.1	60.0	18.6	329



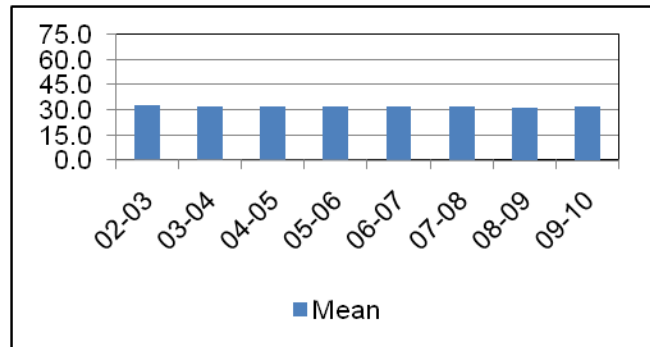
Average Incarceration Length - Theft: \$1,000 to \$10,000 - All Offenders

Fiscal Year	Mean	Median	Standard Deviation	N
02-03	39.5	36.0	22.0	1,883
03-04	37.7	36.0	19.8	1,664
04-05	36.6	36.0	17.7	1,585
05-06	38.1	36.0	20.4	1,753
06-07	38.2	36.0	21.1	1,583
07-08	39.0	36.0	22.4	1,556
08-09	40.6	36.0	25.8	1,323
09-10	46.8	36.0	30.2	532



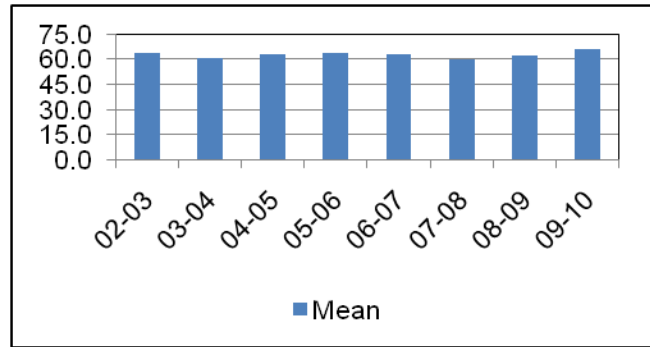
Average Incarceration Length - Theft: \$1,000 to \$10,000 - Standard Offenders

Fiscal Year	Mean	Median	Standard Deviation	N
02-03	32.7	24.0	10.2	1,593
03-04	32.2	24.0	10.0	1,425
04-05	31.8	24.0	9.7	1,372
05-06	31.9	24.0	9.8	1,488
06-07	32.0	24.0	10.0	1,349
07-08	31.9	24.0	10.0	1,279
08-09	31.1	24.0	9.9	1,055
09-10	32.2	24.0	10.7	376



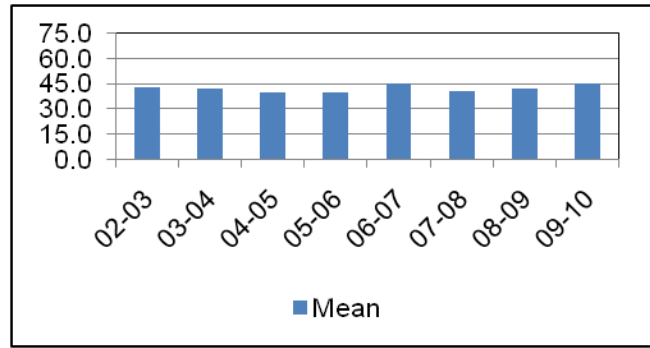
Average Incarceration Length - Theft: \$1,000 to \$10,000 - Multiple Offenders

Fiscal Year	Mean	Median	Standard Deviation	N
02-03	63.6	60.0	18.0	218
03-04	60.8	60.0	17.1	193
04-05	63.2	60.0	18.9	179
05-06	63.4	60.0	18.4	208
06-07	63.2	60.0	19.2	188
07-08	59.8	54.0	16.5	209
08-09	62.4	60.0	19.0	192
09-10	66.3	72.0	17.7	107



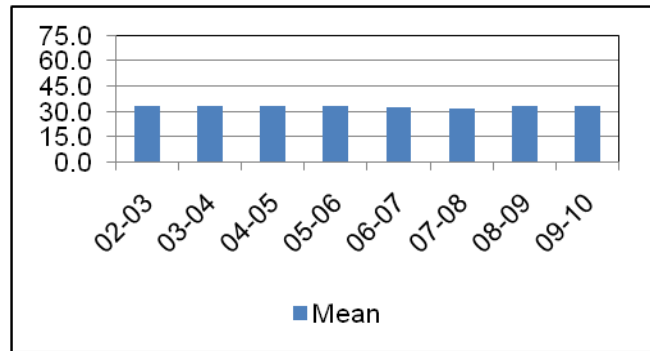
Average Incarceration Length - Burglary Other Than Habitation - All Offenders

Fiscal Year	Mean	Median	Standard Deviation	N
02-03	42.6	36.0	26.5	989
03-04	42.4	36.0	24.1	1,272
04-05	39.4	36.0	19.3	1,056
05-06	39.6	36.0	21.0	1,071
06-07	44.8	36.0	28.9	967
07-08	40.4	36.0	25.6	917
08-09	42.1	36.0	24.8	718
09-10	45.1	36.0	26.6	247



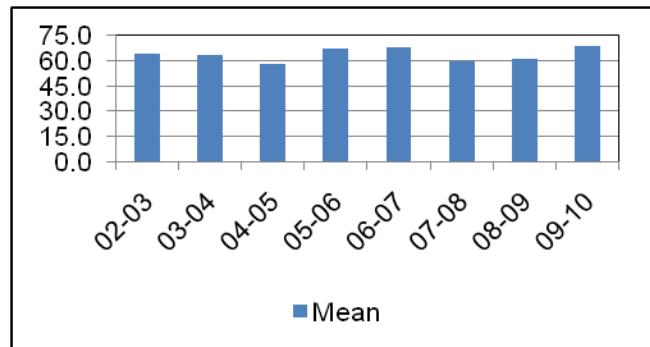
Average Incarceration Length - Burglary Other Than Habitation - Standard Offenders

Fiscal Year	Mean	Median	Standard Deviation	N
02-03	33.5	36.0	10.0	826
03-04	33.2	36.0	10.5	990
04-05	33.4	36.0	9.9	870
05-06	33.1	36.0	10.0	901
06-07	32.5	24.0	9.9	747
07-08	31.8	24.0	9.7	751
08-09	33.4	24.0	10.9	577
09-10	32.9	30.0	10.7	181



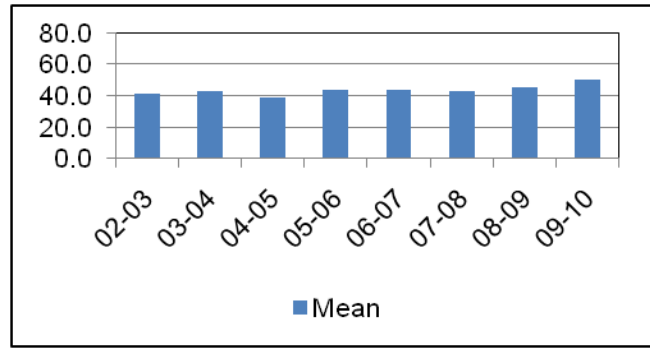
Average Incarceration Length - Burglary Other Than Habitation - Multiple Offenders

Fiscal Year	Mean	Median	Standard Deviation	N
02-03	63.9	60.0	17.8	95
03-04	63.3	60.0	18.0	224
04-05	58.4	48.0	15.5	153
05-06	67.1	61.0	20.9	144
06-07	68.3	72.0	17.8	154
07-08	60.0	48.0	16.7	111
08-09	61.1	60.0	15.9	96
09-10	69.0	72.0	18.0	43



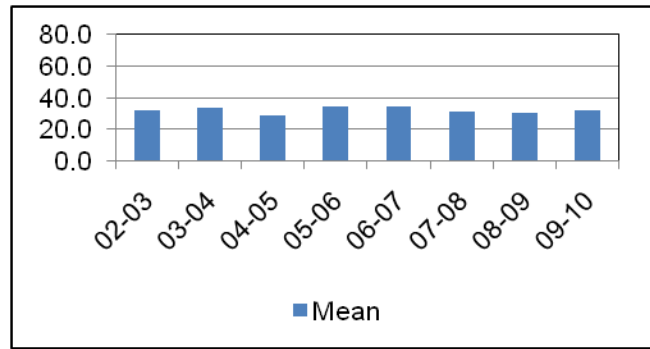
Average Incarceration Length - Identity Theft - All Offenders

Fiscal Year	Mean	Median	Standard Deviation	N
02-03	41.5	36.0	19.5	221
03-04	43.1	36.0	24.6	194
04-05	38.5	24.0	22.5	416
05-06	44.1	36.0	22.0	501
06-07	43.7	36.0	26.0	375
07-08	42.6	36.0	25.2	428
08-09	45.2	36.0	28.6	296
09-10	49.9	48.0	25.1	139



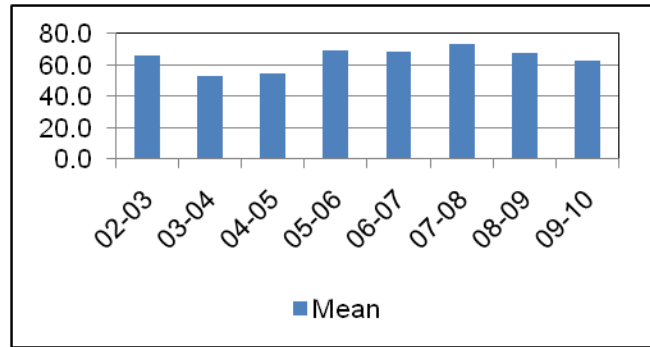
Average Incarceration Length - Identity Theft - Standard Offenders

Fiscal Year	Mean	Median	Standard Deviation	N
02-03	31.9	36.0	8.5	162
03-04	33.9	36.0	10.5	145
04-05	29.1	24.0	8.2	310
05-06	34.4	36.0	9.8	370
06-07	34.3	36.0	9.8	306
07-08	31.2	24.0	8.9	331
08-09	30.4	24.0	9.1	210
09-10	31.8	24.0	9.5	67



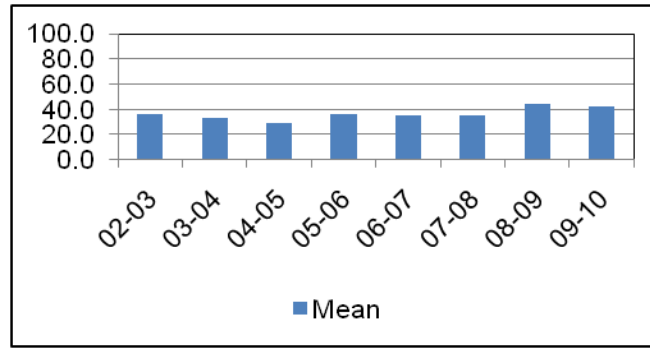
Average Incarceration Length - Identity Theft - Multiple Offenders

Fiscal Year	Mean	Median	Standard Deviation	N
02-03	65.5	72.0	12.2	55
03-04	52.9	48.0	13.9	34
04-05	54.4	60.0	12.6	86
05-06	68.8	60.0	21.2	125
06-07	68.3	72.0	15.5	49
07-08	73.4	72.0	19.5	75
08-09	67.7	72.0	19.0	61
09-10	62.6	48.0	19.0	65



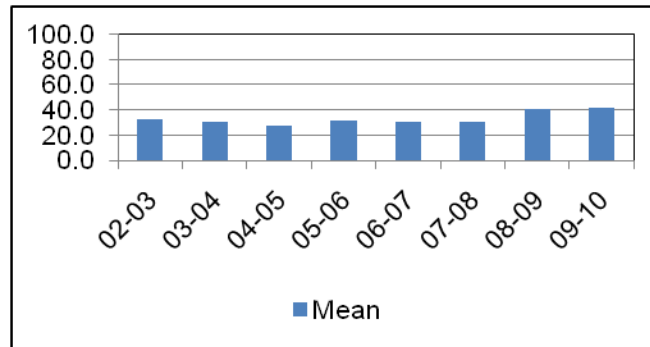
Average Incarceration Length - Obtain Drugs by Fraud - All Offenders

Fiscal Year	Mean	Median	Standard Deviation	N
02-03	36.2	36.0	20.1	241
03-04	32.7	24.0	14.8	219
04-05	29.3	24.0	12.8	309
05-06	35.9	36.0	15.0	177
06-07	35.0	24.0	18.1	335
07-08	35.5	30.0	16.8	168
08-09	44.2	48.0	14.2	191
09-10	42.6	48.0	11.8	99



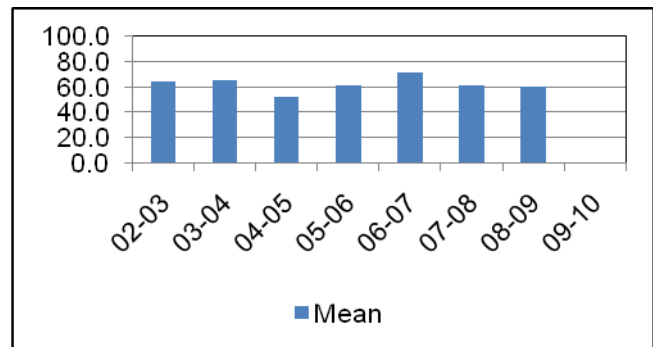
Average Incarceration Length - Obtain Drugs by Fraud - Standard Offenders

Fiscal Year	Mean	Median	Standard Deviation	N
02-03	32.3	25.0	9.3	227
03-04	30.1	24.0	9.2	206
04-05	27.7	24.0	8.4	294
05-06	31.8	24.0	9.5	154
06-07	31.0	24.0	9.4	310
07-08	30.2	24.0	8.3	141
08-09	40.8	48.0	11.0	162
09-10	41.5	48.0	9.1	97



Average Incarceration Length - Obtain Drugs by Fraud - Multiple Offenders

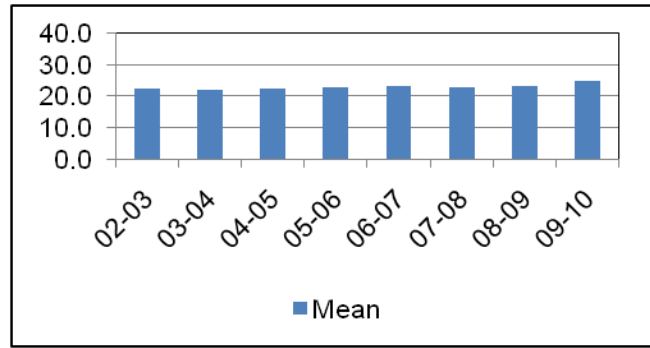
Fiscal Year	Mean	Median	Standard Deviation	N
02-03	64.0	72.0	12.4	6
03-04	65.5	72.0	8.3	11
04-05	51.7	48.0	21.0	13
05-06	61.7	60.0	15.0	22
06-07	71.3	60.0	21.8	17
07-08	61.1	48.0	19.3	26
08-09	60.2	60.0	10.0	26
09-10	*	*	*	*



* The reported 2009-2010 year for multiple offenders was not included due to low occurrence frequencies.

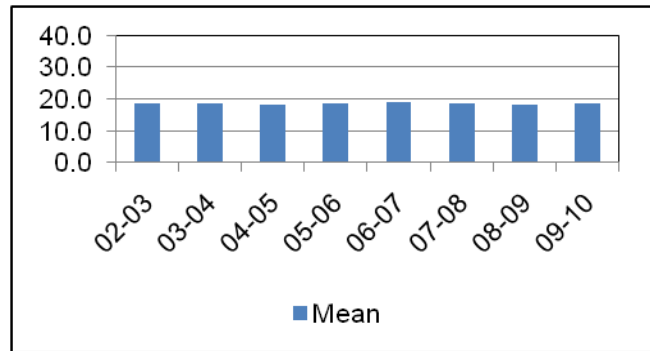
Average Incarceration Length - Class E - All Offenders

Fiscal Year	Mean	Median	Standard Deviation	N
02-03	22.3	24.0	11.9	9,503
03-04	22.1	24.0	11.2	9,367
04-05	22.4	24.0	12.4	9,159
05-06	23.0	24.0	12.5	8,865
06-07	23.2	24.0	12.5	8,932
07-08	22.7	24.0	12.2	8,056
08-09	23.1	24.0	12.8	6,772
09-10	24.9	24.0	14.6	2,858



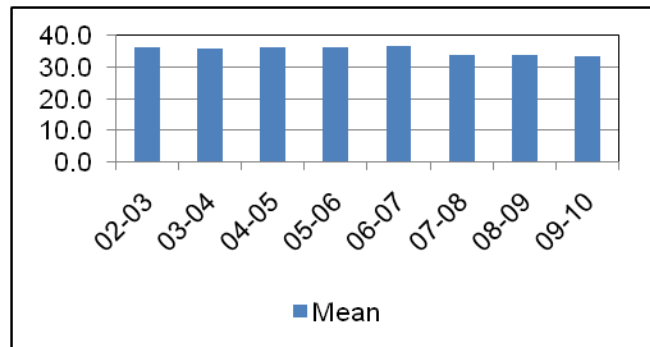
Average Incarceration Length - Class E - Standard Offenders

Fiscal Year	Mean	Median	Standard Deviation	N
02-03	18.6	24.0	6.1	7,927
03-04	18.6	18.0	6.0	7,810
04-05	18.3	18.0	6.0	7,535
05-06	18.6	18.0	6.1	7,185
06-07	18.8	24.0	6.4	7,137
07-08	18.4	18.0	6.3	6,391
08-09	18.3	18.0	6.1	5,244
09-10	18.6	18.0	6.5	2,042



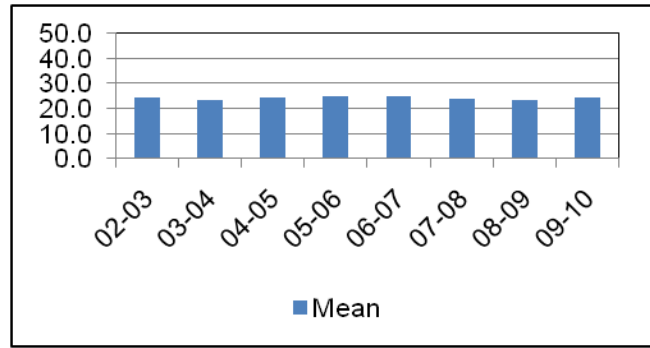
Average Incarceration Length - Class E - Multiple Offenders

Fiscal Year	Mean	Median	Standard Deviation	N
02-03	36.3	36.0	10.2	1,238
03-04	36.0	36.0	10.5	1,286
04-05	36.5	36.0	11.6	1,279
05-06	36.5	36.0	10.3	1,281
06-07	36.7	36.0	10.6	1,495
07-08	33.9	36.0	10.5	1,290
08-09	34.0	36.0	10.2	1,178
09-10	33.4	30.0	10.5	611



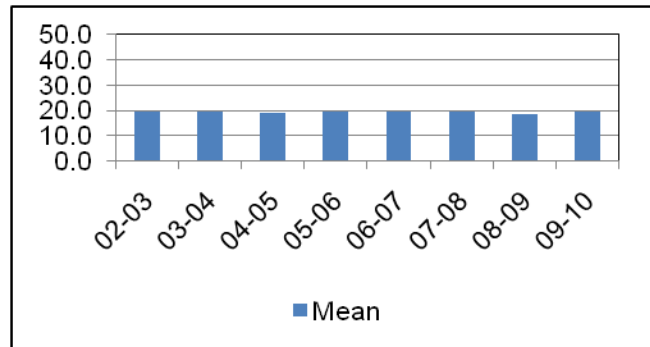
Average Incarceration Length - Forgery: Up to \$1,000 - All Offenders

Fiscal Year	Mean	Median	Standard Deviation	N
02-03	24.3	24.0	13.1	3,073
03-04	23.3	24.0	11.6	2,953
04-05	24.2	24.0	13.8	3,070
05-06	25.0	24.0	14.0	2,810
06-07	24.6	24.0	13.5	2,626
07-08	23.8	24.0	12.5	2,249
08-09	23.3	24.0	13.1	1,694
09-10	24.3	24.0	11.5	632



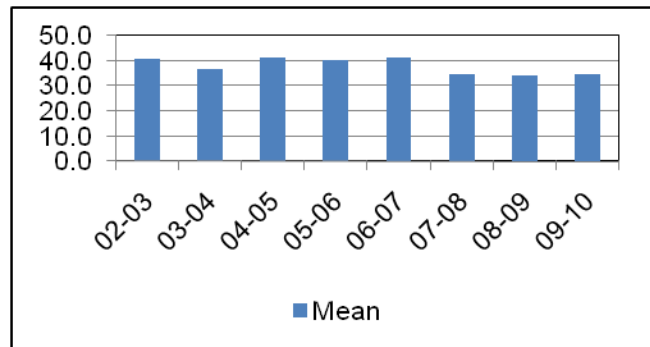
Average Incarceration Length - Forgery: Up to \$1,000 - Standard Offenders

Fiscal Year	Mean	Median	Standard Deviation	N
02-03	19.6	24.0	6.1	2,545
03-04	19.3	24.0	5.6	2,404
04-05	18.9	24.0	5.9	2,480
05-06	19.4	24.0	5.7	2,252
06-07	19.7	24.0	6.8	2,143
07-08	19.5	24.0	6.1	1,802
08-09	18.4	18.0	5.4	1,338
09-10	19.6	24.0	6.0	457



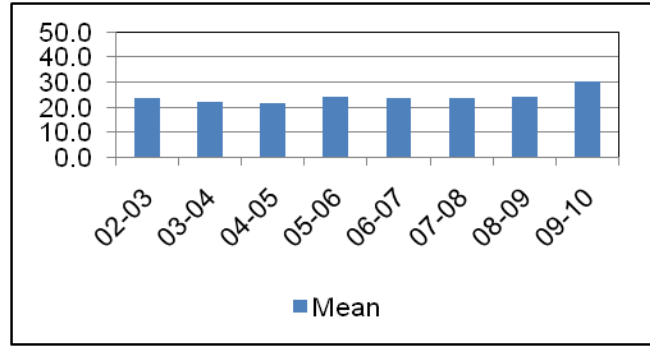
Average Incarceration Length - Forgery: Up to \$1,000 - Multiple Offenders

Fiscal Year	Mean	Median	Standard Deviation	N
02-03	40.7	48.0	9.4	388
03-04	36.6	36.0	10.9	463
04-05	41.3	48.0	12.0	465
05-06	40.0	48.0	9.4	368
06-07	41.4	48.0	8.7	389
07-08	34.8	36.0	10.7	333
08-09	34.3	36.0	10.0	271
09-10	34.8	36.0	11.1	157



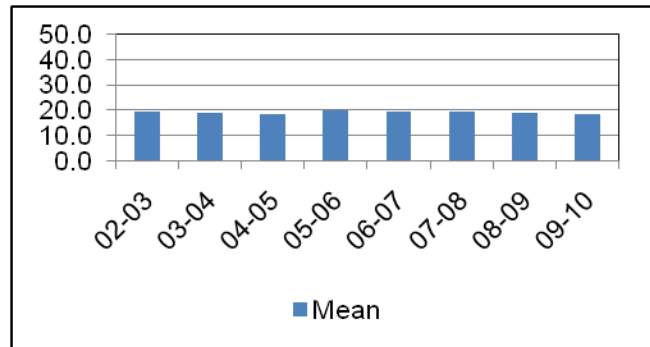
Average Incarceration Length - Burglary: Auto - All Offenders

Fiscal Year	Mean	Median	Standard Deviation	N
02-03	23.7	24.0	11.8	1,088
03-04	22.4	24.0	11.9	1,203
04-05	21.5	24.0	11.2	964
05-06	24.4	24.0	12.7	906
06-07	23.7	24.0	12.1	1,041
07-08	23.8	24.0	11.7	990
08-09	23.9	24.0	12.3	758
09-10	30.3	24.0	19.4	391



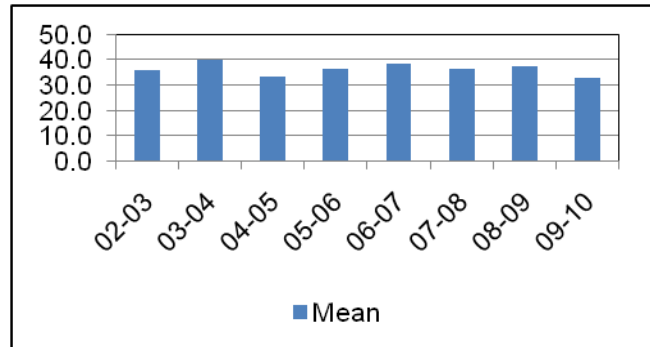
Average Incarceration Length - Burglary: Auto - Standard Offenders

Fiscal Year	Mean	Median	Standard Deviation	N
02-03	19.2	24.0	5.7	848
03-04	18.8	24.0	6.0	1,040
04-05	18.3	18.0	5.8	816
05-06	19.8	24.0	5.6	726
06-07	19.3	24.0	6.3	821
07-08	19.6	24.0	6.0	784
08-09	18.8	24.0	6.2	583
09-10	18.4	24.0	5.8	228



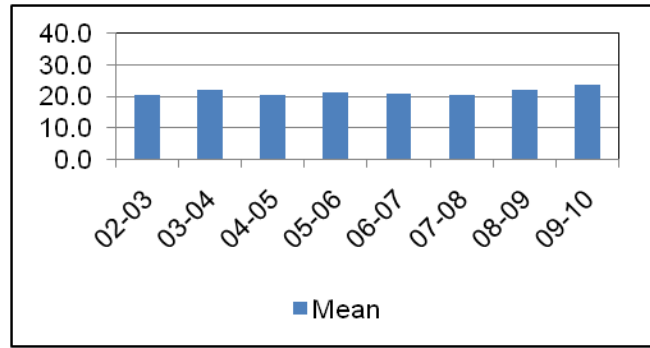
Average Incarceration Length - Burglary: Auto - Multiple Offenders

Fiscal Year	Mean	Median	Standard Deviation	N
02-03	35.8	36.0	9.6	203
03-04	40.0	48.0	9.8	131
04-05	33.1	33.0	10.3	116
05-06	36.4	36.0	10.8	135
06-07	38.5	48.0	12.0	192
07-08	36.6	36.0	10.6	172
08-09	37.5	36.0	10.4	136
09-10	32.7	24.0	10.4	97



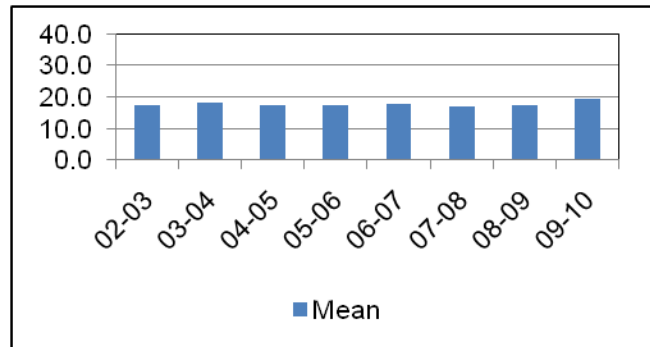
Average Incarceration Length - Theft: \$500 - \$1,000 - All Offenders

Fiscal Year	Mean	Median	Standard Deviation	N
02-03	20.5	18.0	11.1	870
03-04	22.2	24.0	11.9	836
04-05	20.3	18.0	10.4	795
05-06	21.1	18.0	11.8	776
06-07	20.6	24.0	10.3	766
07-08	20.5	18.0	12.0	822
08-09	22.2	18.0	14.2	697
09-10	23.7	24.0	13.6	348



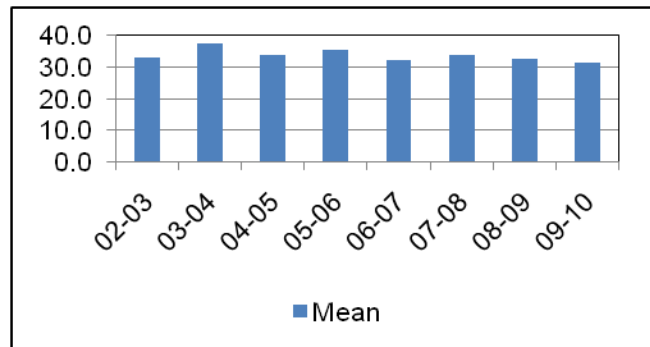
Average Incarceration Length - Theft: \$500 - \$1,000 - Standard Offenders

Fiscal Year	Mean	Median	Standard Deviation	N
02-03	17.4	12.0	6.0	750
03-04	18.3	18.0	5.9	697
04-05	17.4	12.0	6.1	677
05-06	17.6	12.0	6.4	658
06-07	17.9	18.0	6.1	652
07-08	16.9	12.0	5.9	693
08-09	17.2	12.0	7.4	549
09-10	19.3	18.0	8.3	270



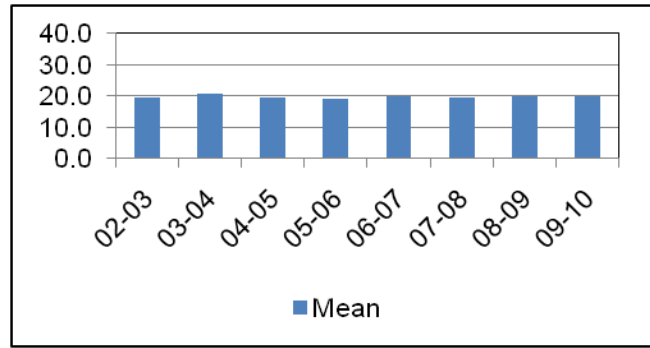
Average Incarceration Length - Theft: \$500 - \$1,000 - Multiple Offenders

Fiscal Year	Mean	Median	Standard Deviation	N
02-03	33.2	36.0	9.2	93
03-04	37.6	36.0	11.4	114
04-05	33.8	36.0	11.1	100
05-06	35.5	36.0	10.6	92
06-07	32.2	24.0	10.0	96
07-08	34.0	36.0	11.5	93
08-09	32.5	36.0	10.1	101
09-10	31.6	36.0	8.4	59



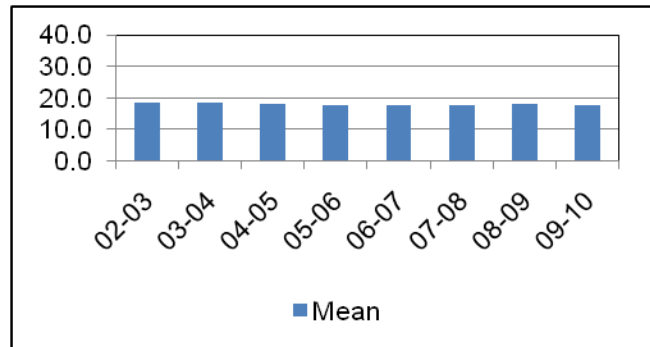
**Average Incarceration Length - Schedule VI Drugs:
Not < 1/2 Ounce - All Offenders**

Fiscal Year	Mean	Median	Standard Deviation	N
02-03	19.6	24.0	7.8	543
03-04	20.7	24.0	9.7	480
04-05	19.7	20.0	9.7	457
05-06	19.3	18.0	8.8	470
06-07	19.8	18.0	10.6	527
07-08	19.4	18.0	9.7	539
08-09	19.9	22.0	9.0	418
09-10	19.8	18.0	10.5	202



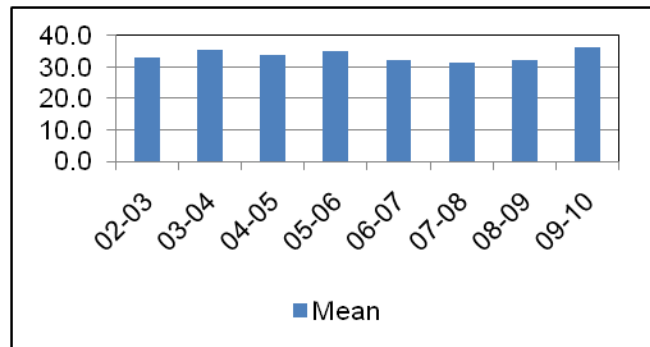
**Average Incarceration Length - Schedule VI Drugs:
Not < 1/2 Ounce - Standard Offenders**

Fiscal Year	Mean	Median	Standard Deviation	N
02-03	18.4	18.0	6.1	499
03-04	18.4	18.0	6.2	426
04-05	18.1	18.0	7.2	417
05-06	17.5	12.0	5.9	428
06-07	17.7	12.0	6.0	478
07-08	17.8	13.0	7.5	482
08-09	18.0	18.0	5.9	369
09-10	17.7	12.0	7.3	177



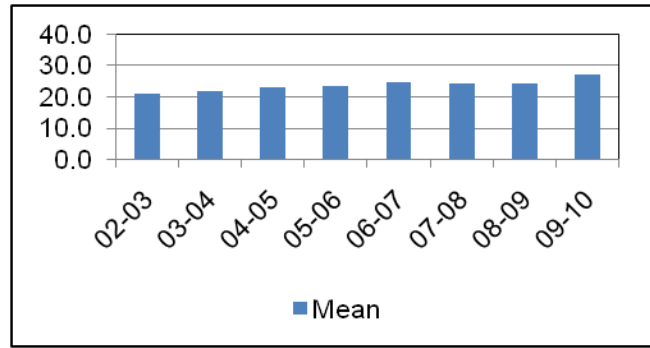
**Average Incarceration Length - Schedule VI Drugs:
Not < 1/2 Ounce - Multiple Offenders**

Fiscal Year	Mean	Median	Standard Deviation	N
02-03	32.9	36.0	9.2	42
03-04	35.2	36.0	9.4	47
04-05	33.9	24.5	13.3	34
05-06	35.0	36.0	9.5	37
06-07	32.2	30.0	10.5	33
07-08	31.5	30.0	10.1	48
08-09	32.3	24.0	10.1	45
09-10	36.0	33.0	14.7	22



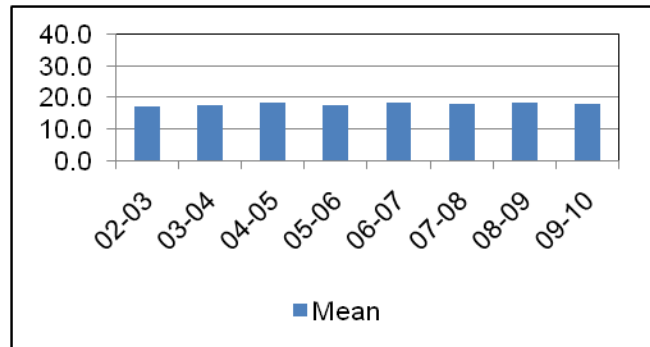
Average Incarceration Length - Habitual Traffic Offender - All Offenders

Fiscal Year	Mean	Median	Standard Deviation	N
02-03	20.9	18.0	10.5	738
03-04	21.8	24.0	11.0	683
04-05	23.1	24.0	11.8	567
05-06	23.3	24.0	11.8	655
06-07	24.5	24.0	13.3	563
07-08	24.1	24.0	13.1	509
08-09	24.3	24.0	12.9	448
09-10	27.1	24.0	16.5	178



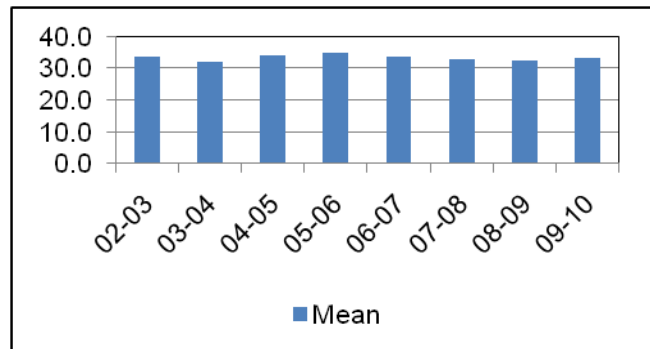
Average Incarceration Length - Habitual Traffic Offender - Standard Offenders

Fiscal Year	Mean	Median	Standard Deviation	N
02-03	17.2	15.0	5.6	593
03-04	17.7	18.0	5.7	525
04-05	18.3	18.0	5.7	430
05-06	17.6	18.0	5.9	455
06-07	18.5	18.0	6.9	390
07-08	18.1	18.0	5.6	356
08-09	18.2	18.0	5.8	302
09-10	18.0	18.0	6.0	111



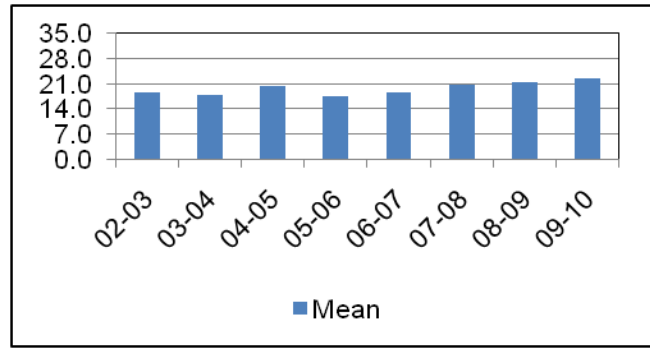
Average Incarceration Length - Habitual Traffic Offender - Multiple Offenders

Fiscal Year	Mean	Median	Standard Deviation	N
02-03	33.6	36.0	9.2	126
03-04	31.9	30.0	9.0	133
04-05	34.1	36.0	9.4	109
05-06	34.9	36.0	9.7	182
06-07	33.7	36.0	9.3	144
07-08	32.9	36.0	9.2	122
08-09	32.3	36.0	8.9	121
09-10	33.4	36.0	9.4	48



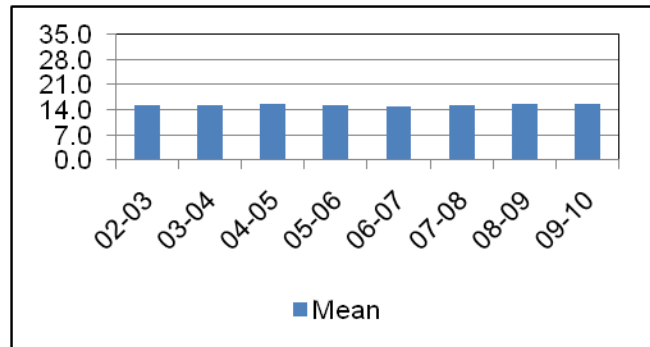
Average Incarceration Length - Failure to Appear (Felony) - All Offenders

Fiscal Year	Mean	Median	Standard Deviation	N
02-03	18.4	12.0	10.0	347
03-04	18.1	12.0	9.9	341
04-05	20.3	12.0	12.7	366
05-06	17.7	12.0	9.0	396
06-07	18.8	12.0	10.3	309
07-08	20.8	12.0	12.7	288
08-09	21.3	12.0	14.6	248
09-10	22.4	18.0	14.4	86



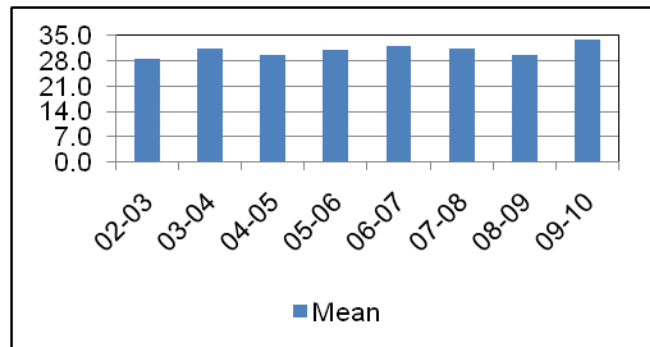
Average Incarceration Length - Failure to Appear (Felony) - Standard Offenders

Fiscal Year	Mean	Median	Standard Deviation	N
02-03	15.1	12.0	5.2	277
03-04	15.2	12.0	5.1	290
04-05	15.6	12.0	5.3	285
05-06	15.3	12.0	5.1	344
06-07	15.0	12.0	5.0	247
07-08	15.4	12.0	5.1	215
08-09	15.6	12.0	5.3	193
09-10	15.7	12.0	5.1	63



Average Incarceration Length - Failure to Appear (Felony) - Multiple Offenders

Fiscal Year	Mean	Median	Standard Deviation	N
02-03	28.7	24.0	8.1	60
03-04	31.4	24.0	9.5	39
04-05	29.8	24.0	9.1	64
05-06	31.0	24.0	8.8	49
06-07	32.0	24.0	10.2	59
07-08	31.4	24.0	11.0	56
08-09	29.6	24.0	9.3	34
09-10	33.9	36.0	10.6	17

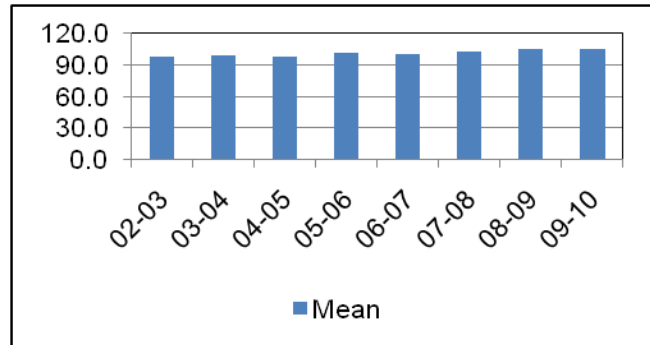


Average Probation Lengths in Months by Felony Class

Average Probation Length - Felony Class B - All Offenders

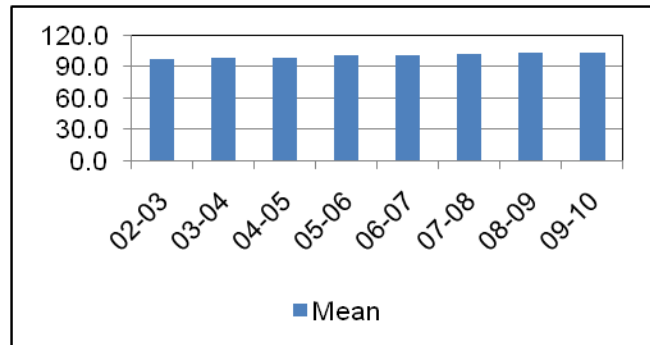
Fiscal Year	Mean	Median	Standard Deviation	N
02-03	97.7	96.0	19.6	317
03-04	98.8	96.0	20.4	374
04-05	98.4	96.0	19.1	418
05-06	101.6	96.0	18.2	570
06-07	100.6	96.0	13.9	766
07-08	102.7	96.0	15.5	777
08-09	104.8	96.0	17.6	794
09-10	105.6	96.0	23.7	427

The table for multiple offenders was not included due to low occurrence frequencies.



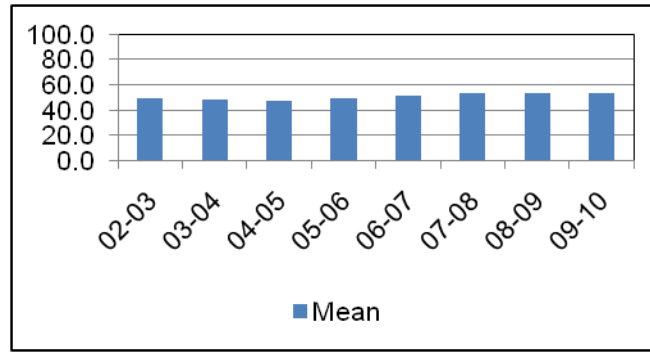
Average Probation Length - Felony Class B - Standard Offenders

Fiscal Year	Mean	Median	Standard Deviation	N
02-03	97.5	96.0	19.4	314
03-04	98.7	96.0	20.4	369
04-05	98.1	96.0	18.2	407
05-06	101.2	96.0	17.6	559
06-07	100.3	96.0	13.3	752
07-08	101.8	96.0	14.2	754
08-09	102.6	96.0	14.5	742
09-10	103.3	96.0	20.5	408



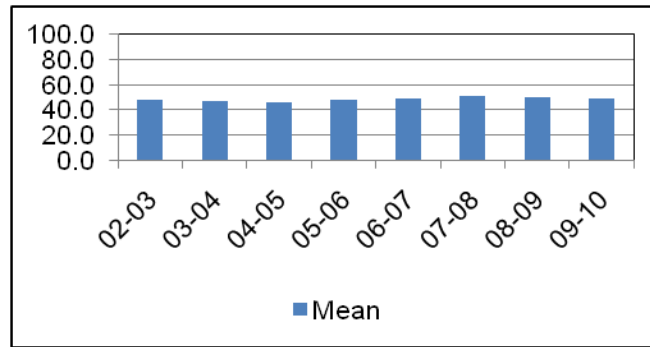
Average Probation Length - Class C - All Offenders

Fiscal Year	Mean	Median	Standard Deviation	N
02-03	49.4	48.0	18.4	1,881
03-04	48.6	48.0	17.3	2,073
04-05	47.5	36.0	16.9	2,143
05-06	49.5	42.0	20.0	2,269
06-07	51.1	48.0	20.3	2,743
07-08	53.1	48.0	24.8	2,968
08-09	54.0	48.0	22.7	3,169
09-10	53.3	48.0	21.7	1,674



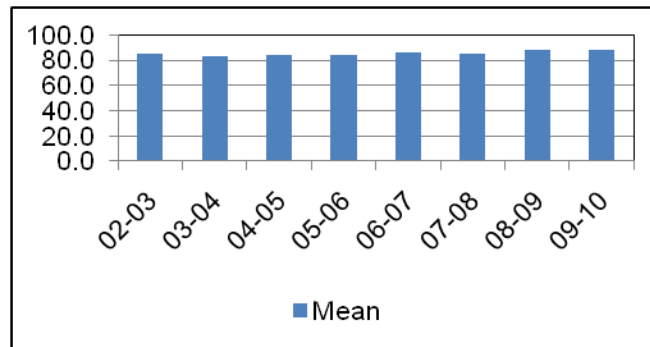
Average Probation Length - Class C - Standard Offenders

Fiscal Year	Mean	Median	Standard Deviation	N
02-03	47.9	48.0	16.9	1,799
03-04	47.4	48.0	16.1	1,993
04-05	46.0	36.0	14.7	2,042
05-06	47.5	36.0	17.6	2,141
06-07	48.7	48.0	17.2	2,584
07-08	50.6	48.0	22.9	2,763
08-09	50.2	48.0	18.8	2,869
09-10	49.4	48.0	17.1	1,525



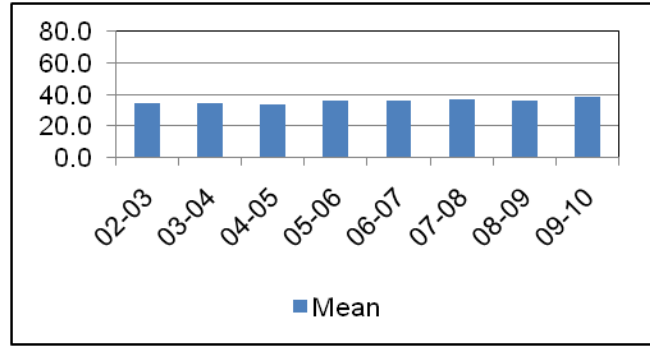
Average Probation Length - Class C - Multiple Offenders

Fiscal Year	Mean	Median	Standard Deviation	N
02-03	85.5	96.0	16.3	78
03-04	83.0	72.0	15.5	68
04-05	84.4	72.0	21.4	87
05-06	84.2	72.0	18.2	105
06-07	86.5	84.0	17.0	122
07-08	85.2	84.0	20.3	173
08-09	88.3	84.0	22.0	267
09-10	88.5	84.0	20.1	129



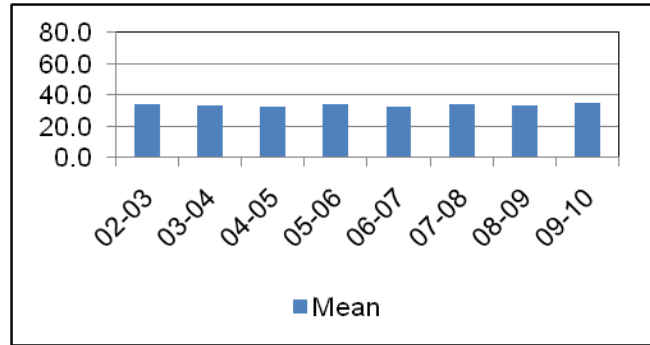
Average Probation Length - Class D - All Offenders

Fiscal Year	Mean	Median	Standard Deviation	N
02-03	34.6	27.0	15.6	2,299
03-04	34.3	30.0	15.1	2,557
04-05	33.6	24.0	16.6	2,787
05-06	36.1	36.0	16.5	2,745
06-07	36.0	36.0	17.7	3,325
07-08	36.6	36.0	17.4	3,727
08-09	36.2	36.0	16.6	4,383
09-10	38.2	36.0	19.1	2,304



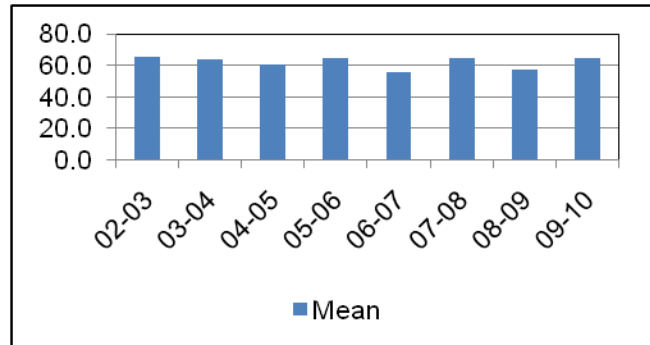
Average Probation Length - Class D - Standard Offenders

Fiscal Year	Mean	Median	Standard Deviation	N
02-03	33.7	24.0	14.4	2,231
03-04	33.2	24.0	13.7	2,462
04-05	32.1	24.0	14.4	2,661
05-06	33.9	36.0	13.3	2,581
06-07	32.6	24.0	12.5	2,986
07-08	34.1	36.0	12.6	3,489
08-09	33.7	30.0	12.8	4,024
09-10	34.5	36.0	12.5	2,098



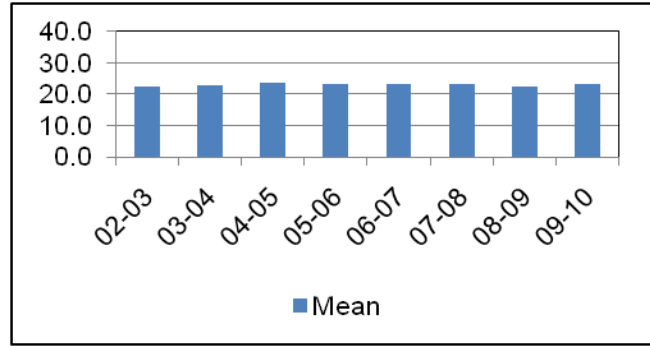
Average Probation Length - Class D - Multiple Offenders

Fiscal Year	Mean	Median	Standard Deviation	N
02-03	65.1	72.0	21.9	65
03-04	63.6	60.0	19.5	89
04-05	60.8	48.0	22.9	107
05-06	64.5	72.0	15.9	146
06-07	55.7	48.0	16.8	277
07-08	64.4	60.0	22.8	186
08-09	57.5	48.0	18.1	292
09-10	64.3	60.0	20.6	161



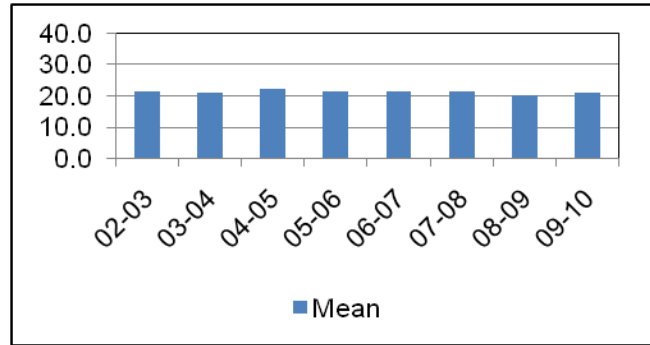
Average Probation Length - Class E - All Offenders

Fiscal Year	Mean	Median	Standard Deviation	N
02-03	22.4	24.0	12.1	3,982
03-04	22.6	24.0	11.9	3,932
04-05	23.6	24.0	15.1	4,532
05-06	23.3	24.0	13.0	4,797
06-07	23.4	24.0	13.3	5,004
07-08	23.1	24.0	13.2	5,181
08-09	22.4	24.0	12.1	5,780
09-10	23.0	24.0	12.3	2,837



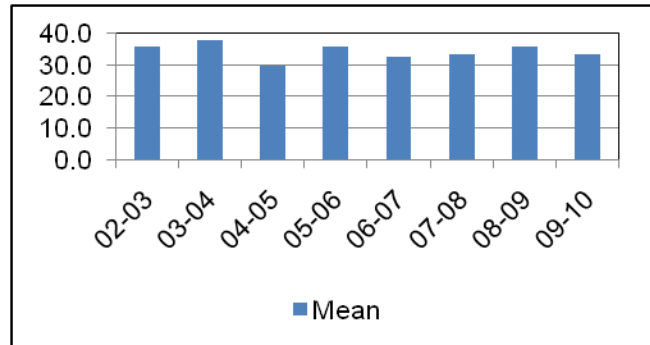
Average Probation Length - Class E - Standard Offenders

Fiscal Year	Mean	Median	Standard Deviation	N
02-03	21.4	24.0	10.7	3,763
03-04	21.0	24.0	10.3	3,608
04-05	22.2	24.0	14.0	4,106
05-06	21.6	24.0	11.0	4,392
06-07	21.5	24.0	10.9	4,547
07-08	21.4	24.0	11.5	4,690
08-09	20.3	24.0	9.4	5,207
09-10	21.1	24.0	10.2	2,545



Average Probation Length - Class E - Multiple Offenders

Fiscal Year	Mean	Median	Standard Deviation	N
02-03	35.9	36.0	10.9	200
03-04	38.0	48.0	11.3	270
04-05	29.6	24.0	9.2	342
05-06	35.7	36.0	10.5	318
06-07	32.5	24.0	10.8	370
07-08	33.6	30.0	10.9	387
08-09	35.7	36.0	10.3	451
09-10	33.3	36.0	9.5	228

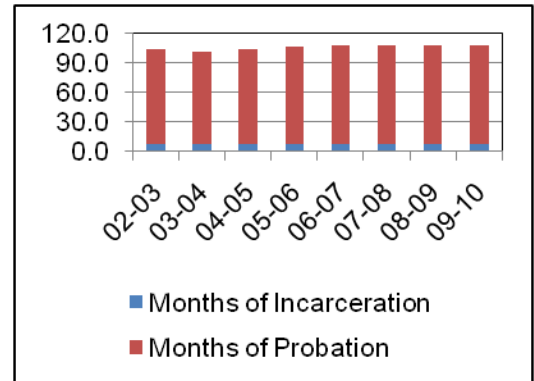


Average Split Sentence Lengths in Months by Felony Class

Average Sentence Length - Felony Class B - All Offenders

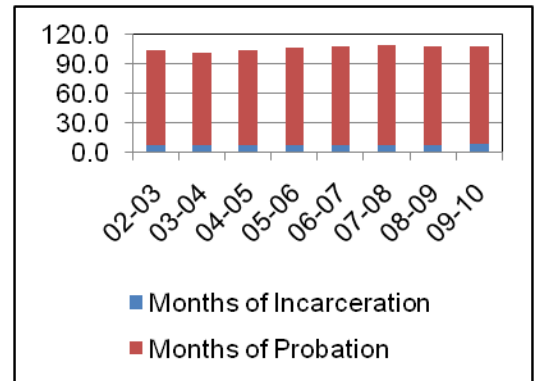
Fiscal Year	Months of Incarceration				Months of Probation		
	Mean	Median	Standard Deviation	N	Mean	Median	Standard Deviation
02-03	7.4	6.0	4.3	232	96.3	96.0	20.7
03-04	7.2	6.0	4.2	295	94.5	96.0	21.5
04-05	7.3	6.0	5.7	312	97.2	96.0	27.5
05-06	7.5	6.6	4.3	459	99.3	96.0	26.0
06-07	7.3	6.0	4.5	606	101.0	96.0	26.6
07-08	7.6	6.0	4.2	631	100.8	96.0	23.7
08-09	7.7	6.3	3.9	504	100.5	96.0	19.8
09-10	8.0	8.0	3.9	224	99.8	96.0	15.3

The table for multiple offenders was not included due to low occurrence frequencies.



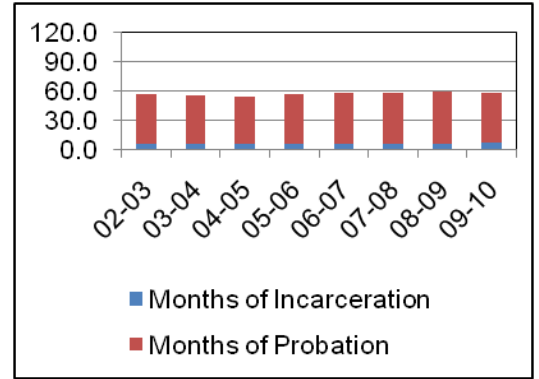
Average Sentence Length - Felony Class B - Standard Offenders

Fiscal Year	Months of Incarceration				Months of Probation		
	Mean	Median	Standard Deviation	N	Mean	Median	Standard Deviation
02-03	7.4	6.0	4.3	229	96.4	96.0	20.8
03-04	7.2	6.0	4.2	292	94.5	96.0	21.6
04-05	7.4	6.0	5.7	302	95.6	96.0	21.9
05-06	7.5	6.6	4.3	453	99.2	96.0	26.1
06-07	7.1	6.0	4.2	596	100.8	96.0	26.5
07-08	7.6	6.0	4.2	621	100.8	96.0	23.4
08-09	7.7	6.3	3.9	494	100.0	96.0	18.8
09-10	8.0	8.0	3.9	221	99.9	96.0	15.4



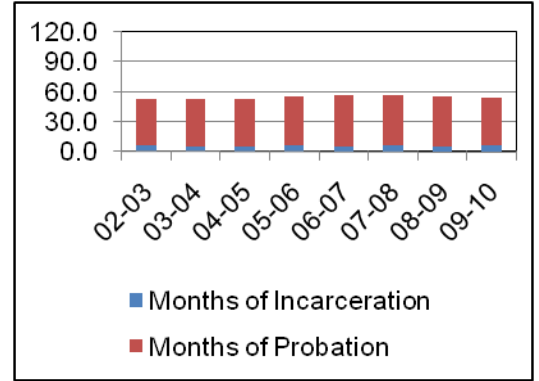
Average Sentence Length - Class C - All Offenders

Fiscal Year	Months of Incarceration			N	Months of Probation		
	Mean	Median	Standard Deviation		Mean	Median	Standard Deviation
02-03	6.1	5.9	6.8	957	49.6	46.0	21.2
03-04	5.6	5.0	3.8	1,039	48.9	48.0	17.9
04-05	5.7	5.0	3.9	1,148	47.9	46.0	18.6
05-06	5.8	5.0	4.1	1,228	50.5	48.0	18.8
06-07	5.8	5.0	4.1	1,455	52.4	48.0	21.5
07-08	6.0	5.9	4.1	1,578	52.0	48.0	22.8
08-09	5.9	5.9	4.1	1,694	52.8	48.0	21.3
09-10	6.6	6.0	4.0	819	51.5	48.0	20.6



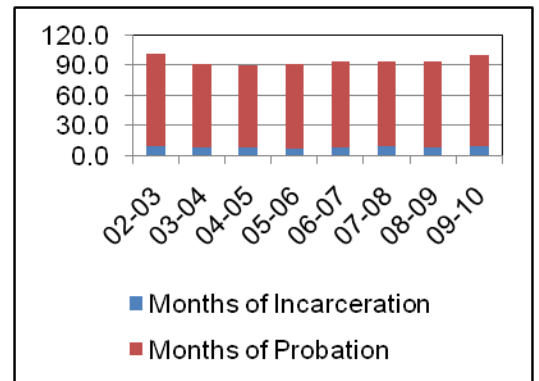
Average Sentence Length - Class C - Standard Offenders

Fiscal Year	Months of Incarceration			N	Months of Probation		
	Mean	Median	Standard Deviation		Mean	Median	Standard Deviation
02-03	6.0	5.9	6.9	903	47.1	44.0	18.3
03-04	5.5	4.9	3.7	993	47.2	48.0	15.8
04-05	5.6	5.0	3.9	1,107	46.5	44.0	16.4
05-06	5.8	4.9	4.1	1,172	49.1	48.0	17.1
06-07	5.7	5.0	4.1	1,390	50.8	48.0	20.1
07-08	5.8	5.0	4.1	1,485	49.9	48.0	21.1
08-09	5.7	5.0	4.0	1,537	49.6	48.0	18.4
09-10	6.4	6.0	3.9	752	48.0	47.0	16.1



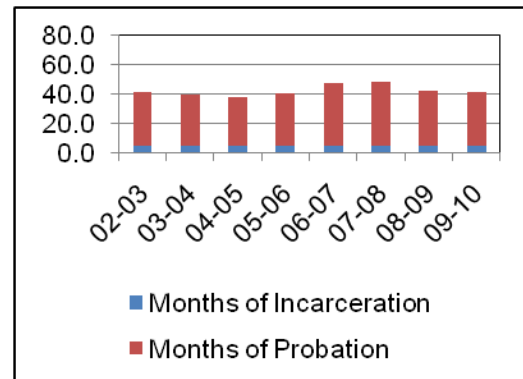
Average Sentence Length - Class C - Multiple Offenders

Fiscal Year	Months of Incarceration			N	Months of Probation		
	Mean	Median	Standard Deviation		Mean	Median	Standard Deviation
02-03	8.8	12.0	4.1	49	91.9	95.7	23.5
03-04	7.6	6.0	4.3	41	83.7	84.0	14.0
04-05	8.0	8.0	3.8	37	82.3	84.0	20.4
05-06	6.9	6.0	4.5	47	83.6	84.0	23.6
06-07	8.1	9.0	4.2	62	85.4	78.0	19.7
07-08	9.2	12.0	4.2	81	83.9	84.0	17.6
08-09	8.2	9.0	4.2	143	84.9	84.0	21.4
09-10	9.4	12.0	3.6	66	91.2	91.6	25.1



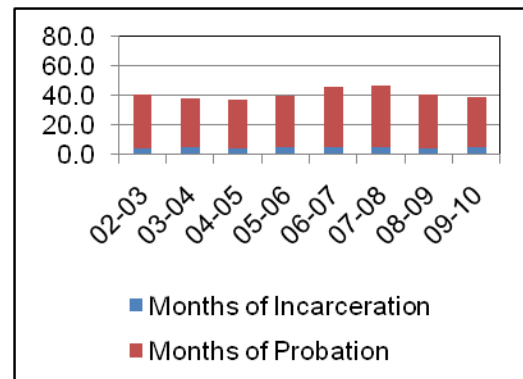
Average Sentence Length - Class D - All Offenders

Fiscal Year	Months of Incarceration			N	Months of Probation		
	Mean	Median	Standard Deviation		Mean	Median	Standard Deviation
02-03	4.6	3.9	3.4	818	36.8	35.0	18.5
03-04	4.7	3.5	3.6	993	34.9	35.0	15.1
04-05	4.7	3.8	3.4	976	33.4	30.0	14.2
05-06	5.0	3.9	3.8	1,125	35.7	35.2	17.8
06-07	5.1	4.0	3.9	1,492	42.4	36.0	27.3
07-08	4.9	3.8	4.0	1,736	43.3	36.0	31.7
08-09	4.6	3.5	3.6	1,904	37.8	36.0	18.1
09-10	5.3	4.0	4.0	913	36.2	36.0	17.3



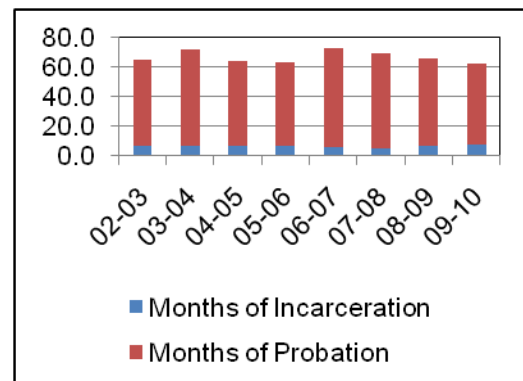
Average Sentence Length - Class D - Standard Offenders

Fiscal Year	Months of Incarceration			N	Months of Probation		
	Mean	Median	Standard Deviation		Mean	Median	Standard Deviation
02-03	4.5	3.6	3.3	779	35.9	34.0	18.0
03-04	4.6	3.3	3.6	949	33.6	34.0	13.5
04-05	4.6	3.6	3.3	931	32.3	30.0	12.9
05-06	4.9	3.9	3.7	1,085	34.8	34.0	16.8
06-07	5.0	3.9	3.8	1,414	40.9	36.0	26.7
07-08	4.9	3.3	4.0	1,639	41.9	36.0	30.6
08-09	4.4	3.0	3.5	1,800	36.3	36.0	16.4
09-10	5.2	4.0	3.9	842	34.1	35.6	14.6



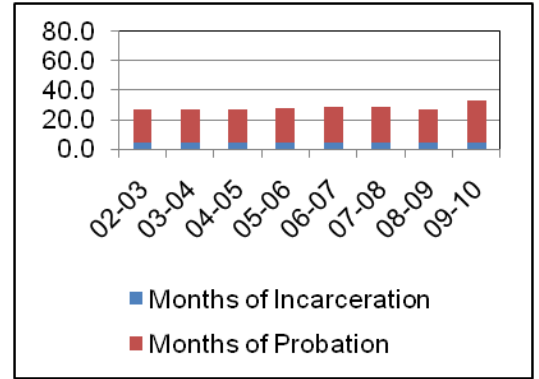
Average Sentence Length - Class D - Multiple Offenders

Fiscal Year	Months of Incarceration			N	Months of Probation		
	Mean	Median	Standard Deviation		Mean	Median	Standard Deviation
02-03	6.7	6.0	4.1	34	58.3	57.0	15.6
03-04	6.6	6.0	4.1	40	65.0	60.0	17.2
04-05	6.6	5.9	4.1	41	57.7	60.0	15.0
05-06	6.8	5.5	4.5	36	56.6	48.0	18.6
06-07	6.4	6.0	4.4	69	66.8	69.2	21.8
07-08	5.6	4.0	4.5	82	63.7	60.0	39.5
08-09	7.2	6.0	3.7	85	58.6	48.0	19.6
09-10	7.5	6.3	4.2	63	55.0	48.0	20.2



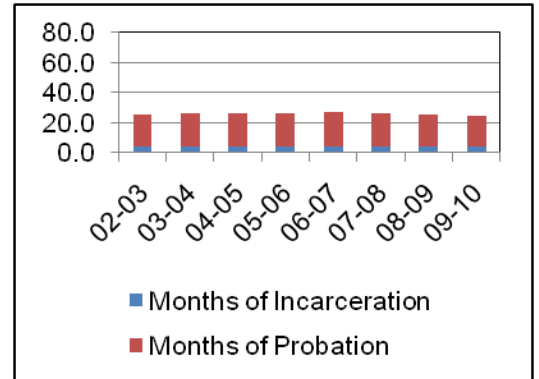
Average Sentence Length - Class E - All Offenders

Fiscal Year	Months of Incarceration			N	Months of Probation		
	Mean	Median	Standard Deviation		Mean	Median	Standard Deviation
02-03	4.1	3.9	2.6	1,492	22.9	22.0	14.3
03-04	4.3	4.0	2.9	1,455	22.7	22.0	13.7
04-05	4.3	4.0	2.7	1,552	22.9	22.6	13.6
05-06	4.6	3.9	3.4	2,004	23.5	24.0	16.0
06-07	4.2	3.0	3.3	2,341	24.8	24.0	17.5
07-08	4.1	3.0	3.2	2,266	24.4	24.0	15.3
08-09	4.0	3.0	3.3	2,574	23.4	23.9	13.2
09-10	4.6	3.9	3.2	1,113	28.2	23.0	25.9



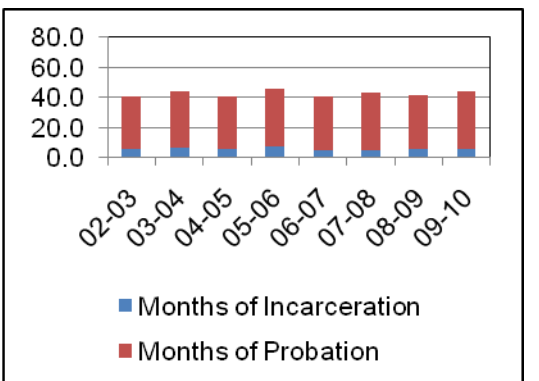
Average Sentence Length - Class E - Standard Offenders

Fiscal Year	Months of Incarceration			N	Months of Probation		
	Mean	Median	Standard Deviation		Mean	Median	Standard Deviation
02-03	3.9	3.6	2.6	1,380	21.7	22.0	13.7
03-04	4.1	3.9	2.7	1,373	21.7	21.0	13.1
04-05	4.2	4.0	2.7	1,441	21.7	21.0	13.0
05-06	4.4	3.3	3.2	1,838	22.0	22.4	13.6
06-07	4.1	3.0	3.1	2,119	23.3	24.0	17.0
07-08	4.0	3.0	3.1	2,062	22.6	23.0	14.1
08-09	3.8	3.0	3.2	2,326	21.7	23.0	11.6
09-10	4.1	3.0	3.1	915	20.1	21.0	10.7



Average Sentence Length - Class E - Multiple Offenders

Fiscal Year	Months of Incarceration			N	Months of Probation		
	Mean	Median	Standard Deviation		Mean	Median	Standard Deviation
02-03	5.7	6.0	2.7	94	35.1	36.0	7.9
03-04	6.4	6.0	3.8	76	37.4	36.0	10.9
04-05	5.6	6.0	3.0	97	35.1	36.0	10.2
05-06	7.0	5.9	4.0	154	38.4	36.0	27.5
06-07	5.1	4.9	3.3	182	35.2	36.0	14.1
07-08	4.9	4.0	3.6	158	38.1	36.0	13.7
08-09	5.6	5.0	3.5	204	35.5	36.0	13.1
09-10	6.0	5.9	3.3	111	37.8	39.0	12.5



One multiple offender Forgery-up to \$1,000 case was removed from 2009-2010 because of an inordinately high sentence of 10 years.