


Sentencing Practices in Tennessee



Administrative Office of the Courts

Information for Cases Sentenced Between
July 1, 2001 and June 30, 2009

Data Extraction: October 2009
Prepared: October 2009

Sentencing Practices in Tennessee Contents

Percent of Cases Pre and Post 2005 Reform Act	1
Sentence Type Information	
Class A	1
Class B	1
Class C	2
Class D	2
Class E	2
Average Incarceration Lengths in Months	
Class A	3
Rape of Child	4
Second Degree Murder	5
Especially Aggravated Kidnapping	6
Class B	7
Schedule II Cocaine	8
Aggravated Robbery	9
Aggravated Sexual Battery	10
Class C	11
Aggravated Burglary	12
Aggravated Assault	13
Schedule II Cocaine < ½ Gram	14
Schedule II Drugs: Max \$100,000 Fine	15
Class D	16
Theft: \$1,000 to \$10,000	17
Burglary Other Than Habitation	18
Identity Theft	19
Obtain Drugs by Fraud	20
Class E	21
Forgery: Up to \$1,000	22
Burglary: Auto	23
Theft: \$500 to \$1,000	24
Schedule VI Drugs: Not < ½ Ounce	25
Habitual Traffic Offender	26
Failure to Appear (Felony)	27
Average Probation Lengths in Months	
Class B	28
Class C	29
Class D	30
Class E	31
Average Split Sentence Lengths in Months	
Class B	32
Class C	33
Class D	34
Class E	35

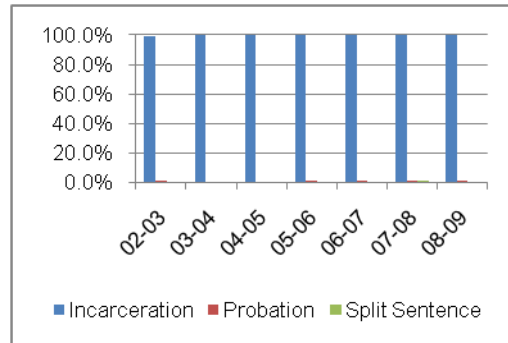
Percent of Cases with Offense Dates Pre and Post Reform Act

Felony Class	05-06		06-07		07-08		08-09	
	Pre Act	Post Act	Pre Act	Post Act	Pre Act	Post Act	Pre Act	Post Act
A	92.8%	7.2%	58.2%	41.8%	31.9%	68.1%	25.8%	74.2%
B	77.4%	22.6%	29.2%	70.8%	11.9%	88.1%	6.0%	94.0%
C	69.3%	30.7%	23.7%	76.3%	8.0%	92.0%	3.4%	96.6%
D	67.7%	32.3%	23.1%	76.9%	7.8%	92.2%	2.6%	97.4%
E	65.6%	34.4%	19.5%	80.5%	7.6%	92.4%	3.2%	96.8%
Total	68.4%	31.6%	22.9%	77.1%	8.5%	91.5%	3.8%	96.2%

Sentence Type Information

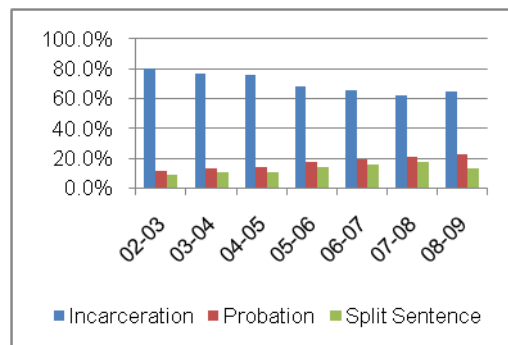
Percent of Sentence Type - Felony Class A - All Offenders

Fiscal Year	Incarceration	Probation	Split Sentence	N
	Percent	Percent	Percent	
02-03	99.4%	0.6%	0.0%	533
03-04	100.0%	0.0%	0.0%	523
04-05	100.0%	0.0%	0.0%	560
05-06	99.8%	0.2%	0.0%	478
06-07	99.6%	0.4%	0.0%	518
07-08	99.6%	0.2%	0.2%	454
08-09	99.7%	0.3%	0.0%	703



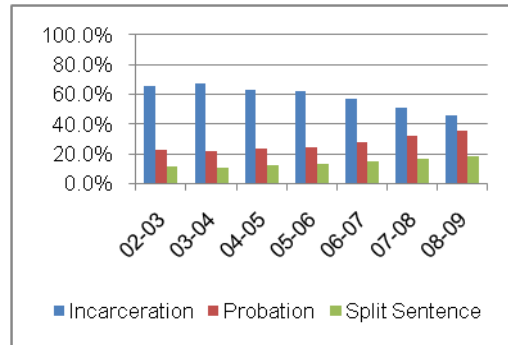
Percent of Sentence Type - Felony Class B - All Offenders

Fiscal Year	Incarceration	Probation	Split Sentence	N
	Percent	Percent	Percent	
02-03	79.8%	11.6%	8.6%	2,758
03-04	76.2%	13.3%	10.5%	2,897
04-05	75.7%	13.8%	10.5%	3,074
05-06	68.0%	17.7%	14.4%	3,289
06-07	65.8%	18.8%	15.4%	4,056
07-08	61.9%	20.9%	17.3%	3,864
08-09	64.2%	22.4%	13.4%	3,692



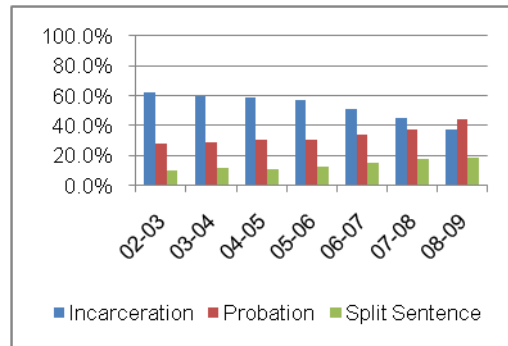
Percent of Sentence Type - Felony Class C - All Offenders

Fiscal Year	Incarceration	Probation	Split Sentence	N
	Percent	Percent	Percent	
02-03	65.9%	22.6%	11.6%	8,379
03-04	67.2%	21.8%	11.0%	9,549
04-05	63.2%	24.0%	12.8%	9,038
05-06	62.3%	24.6%	13.1%	9,483
06-07	56.9%	28.2%	15.0%	10,140
07-08	51.3%	31.8%	16.9%	9,887
08-09	46.2%	35.4%	18.4%	9,296



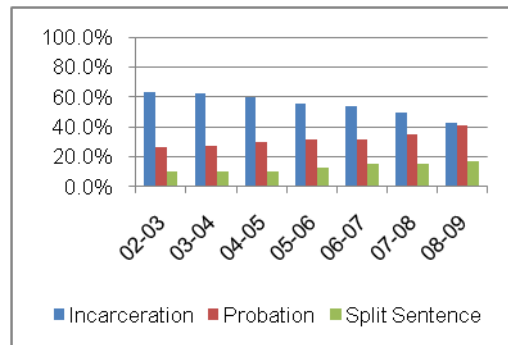
Percent of Sentence Type - Felony Class D - All Offenders

Fiscal Year	Incarceration	Probation	Split Sentence	N
	Percent	Percent	Percent	
02-03	62.5%	27.7%	9.7%	8,301
03-04	59.5%	29.1%	11.4%	8,817
04-05	58.4%	30.8%	10.8%	9,072
05-06	57.2%	30.4%	12.4%	9,184
06-07	50.8%	33.7%	15.5%	10,062
07-08	45.3%	37.3%	17.4%	10,446
08-09	37.0%	44.4%	18.6%	10,375



Percent of Sentence Type - Felony Class E - All Offenders

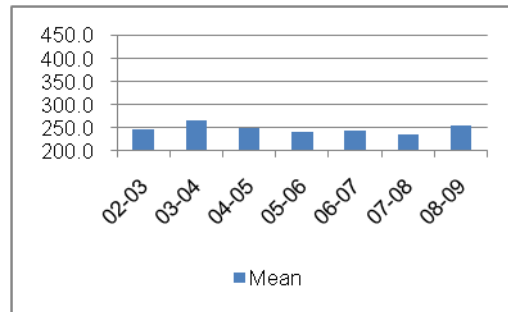
Fiscal Year	Incarceration	Probation	Split Sentence	N
	Percent	Percent	Percent	
02-03	63.4%	26.6%	10.1%	14,975
03-04	62.7%	27.4%	9.9%	14,751
04-05	59.4%	30.2%	10.4%	15,238
05-06	55.8%	31.3%	12.9%	15,653
06-07	53.3%	31.8%	14.8%	16,260
07-08	49.9%	35.0%	15.1%	15,461
08-09	42.3%	40.7%	17.0%	14,868



Average Incarceration Lengths in Months by Felony Class And Offense

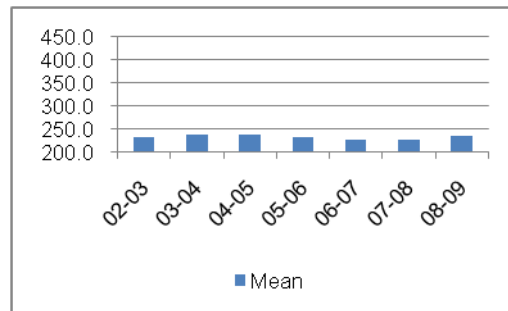
Average Incarceration Length - Class A - All Offenders

Fiscal Year	Mean	Median	Standard Deviation	N
02-03	246.4	240.0	78.2	530
03-04	265.2	240.0	98.9	523
04-05	249.4	240.0	80.0	560
05-06	241.3	240.0	76.8	477
06-07	244.5	240.0	87.8	516
07-08	235.2	216.0	73.5	452
08-09	255.1	240.0	86.8	701



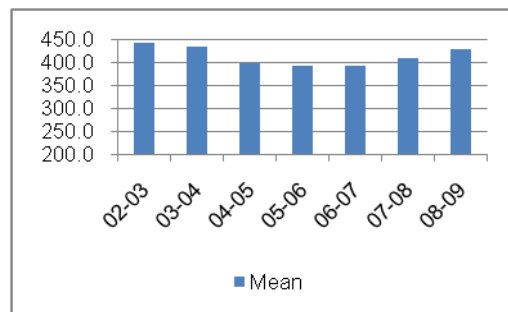
Average Incarceration Length - Class A - Standard Offenders

Fiscal Year	Mean	Median	Standard Deviation	N
02-03	231.4	240.0	47.7	479
03-04	237.4	240.0	44.3	445
04-05	238.1	240.0	43.3	485
05-06	233.1	240.0	45.1	413
06-07	226.9	240.0	47.0	425
07-08	227.8	216.0	44.8	396
08-09	234.7	240.0	43.4	593



Average Incarceration Length - Class A - Multiple Offenders

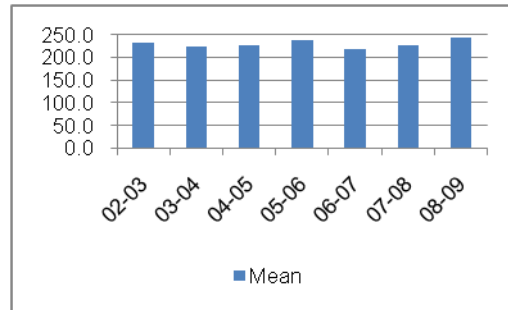
Fiscal Year	Mean	Median	Standard Deviation	N
02-03	441.8	480.0	53.0	35
03-04	433.4	432.0	49.4	52
04-05	396.7	360.0	55.2	35
05-06	391.7	384.0	71.2	25
06-07	393.1	420.0	79.8	49
07-08	409.2	408.0	62.4	20
08-09	429.4	480.0	58.2	68



Average Incarceration Length - Rape of a Child - All Offenders

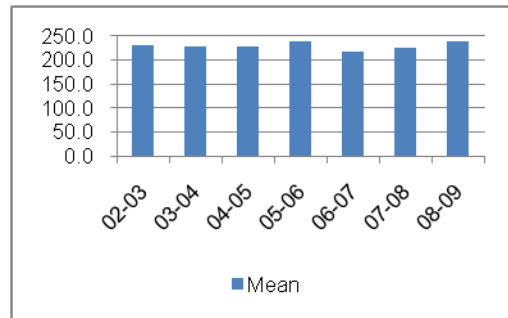
Fiscal Year	Mean	Median	Standard Deviation	N
02-03	232.5	240.0	46.9	151
03-04	224.5	240.0	60.8	114
04-05	225.5	240.0	40.7	155
05-06	236.8	240.0	44.3	152
06-07	218.8	180.0	52.4	141
07-08	225.7	216.0	43.2	121
08-09	243.5	240.0	44.6	203

The table for multiple offenders was not included due to low occurrence frequencies.



Average Incarceration Length - Rape of a Child - Standard Offenders

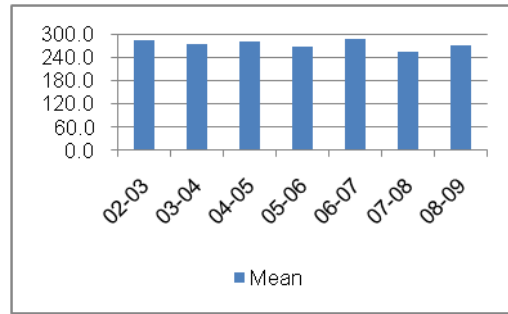
Fiscal Year	Mean	Median	Standard Deviation	N
02-03	231.0	240.0	43.7	150
03-04	227.8	240.0	42.1	107
04-05	229.1	240.0	37.8	148
05-06	238.8	240.0	43.1	148
06-07	218.1	180.0	50.4	134
07-08	225.7	216.0	43.2	121
08-09	239.9	240.0	36.2	199



Average Incarceration Length - Second Degree Murder - All Offenders

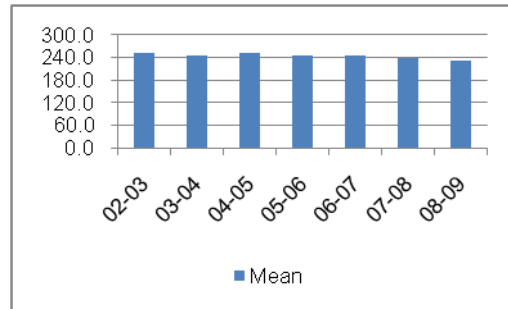
Fiscal Year	Mean	Median	Standard Deviation	N
02-03	284.4	276.0	88.8	103
03-04	273.9	240.0	90.5	115
04-05	280.0	264.0	96.5	94
05-06	267.1	252.0	79.7	95
06-07	287.2	264.0	95.1	92
07-08	256.4	240.0	78.4	84
08-09	271.7	240.0	95.9	116

The table for multiple offenders was not included due to low occurrence frequencies.



Average Incarceration Length - Second Degree Murder - Standard Offenders

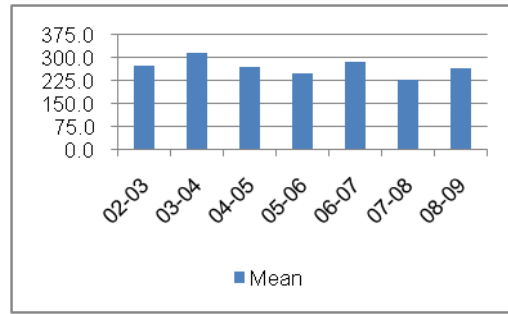
Fiscal Year	Mean	Median	Standard Deviation	N
02-03	252.8	240.0	42.7	84
03-04	243.9	240.0	42.2	89
04-05	250.7	240.0	42.3	73
05-06	243.8	240.0	45.4	77
06-07	244.5	240.0	44.5	70
07-08	238.3	240.0	50.0	71
08-09	230.5	240.0	41.9	89



Average Incarceration Length - Especially Aggravated Kidnapping - All Offenders

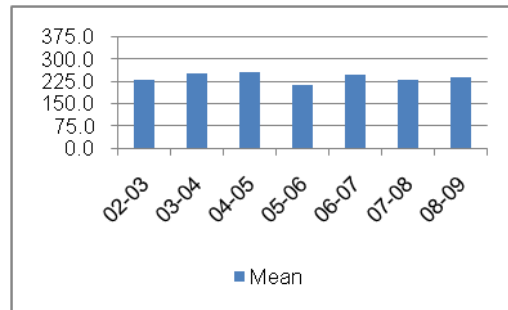
Fiscal Year	Mean	Median	Standard Deviation	N
02-03	273.8	240.0	115.5	66
03-04	315.5	264.0	116.4	102
04-05	267.3	252.0	55.1	44
05-06	247.2	240.0	83.8	20
06-07	284.9	252.0	130.0	39
07-08	225.9	222.0	73.6	28
08-09	264.5	246.0	104.6	80

The table for multiple offenders was not included due to low occurrence frequencies.



Average Incarceration Length - Especially Aggravated Kidnapping - Standard Offenders

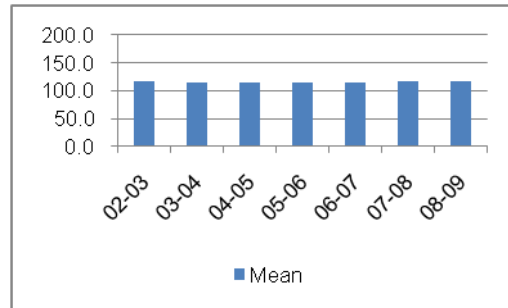
Fiscal Year	Mean	Median	Standard Deviation	N
02-03	231.8	216.0	54.0	54
03-04	251.4	240.0	33.9	74
04-05	254.7	240.0	35.4	35
05-06	211.5	192.0	37.1	16
06-07	247.9	240.0	37.7	29
07-08	231.8	240.0	47.6	22
08-09	240.4	240.0	54.0	58



Average Incarceration Length - Felony Class B - All Offenders

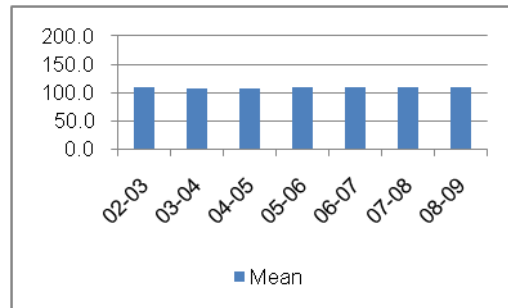
Fiscal Year	Mean	Median	Standard Deviation	N
02-03	116.8	96.0	34.7	2,199
03-04	115.2	96.0	35.9	2,207
04-05	115.0	96.0	39.7	2,322
05-06	115.2	96.0	35.5	2,235
06-07	114.6	96.0	33.4	2,667
07-08	116.0	96.0	37.4	2,388
08-09	116.5	96.0	36.4	2,368

One persistent offender Schedule II Cocaine case was removed from 2004 because of an inordinately high sentence of 54 years.



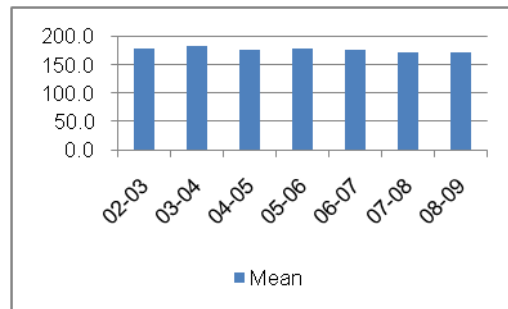
Average Incarceration Length - Felony Class B - Standard Offenders

Fiscal Year	Mean	Median	Standard Deviation	N
02-03	110.1	96.0	18.3	1,890
03-04	108.4	96.0	18.3	1,886
04-05	107.5	96.0	18.6	1,942
05-06	108.9	96.0	18.3	1,838
06-07	108.8	96.0	17.6	2,235
07-08	109.1	96.0	17.9	1,963
08-09	109.9	96.0	18.6	1,955



Average Incarceration Length - Felony Class B - Multiple Offenders

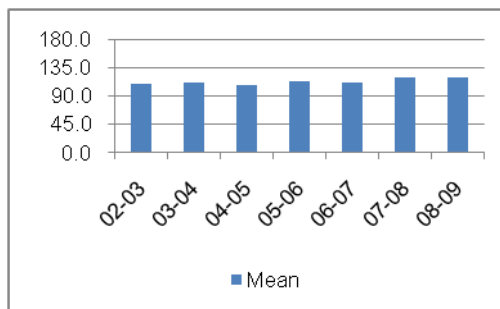
Fiscal Year	Mean	Median	Standard Deviation	N
02-03	178.6	168.0	39.5	176
03-04	183.4	180.0	38.0	178
04-05	177.3	180.0	36.1	162
05-06	178.1	180.0	39.3	191
06-07	176.6	180.0	34.6	214
07-08	172.6	168.0	34.9	201
08-09	171.8	168.0	35.7	199



Average Incarceration Length - Schedule II Cocaine - All Offenders

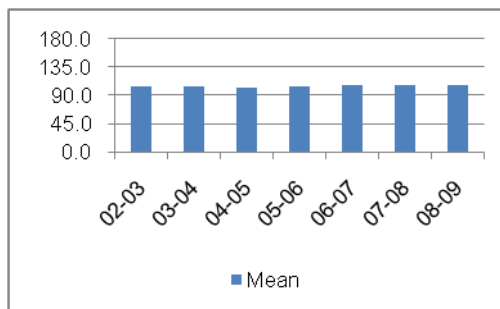
Fiscal Year	Mean	Median	Standard Deviation	N
02-03	108.4	96.0	20.4	648
03-04	110.3	96.0	30.7	754
04-05	108.0	96.0	32.1	592
05-06	112.5	96.0	34.3	633
06-07	110.9	96.0	27.9	784
07-08	119.0	96.0	44.6	667
08-09	118.3	96.0	36.7	499

One persistent offender case was removed from 2004 because of an inordinately high sentence of 54 years.



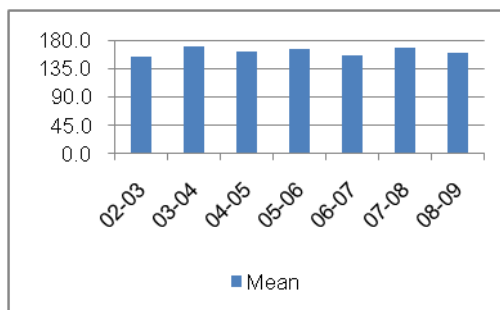
Average Incarceration Length - Schedule II Cocaine - Standard Offenders

Fiscal Year	Mean	Median	Standard Deviation	N
02-03	104.8	96.0	15.2	598
03-04	104.0	96.0	16.2	692
04-05	101.2	96.0	13.7	539
05-06	104.7	96.0	16.7	567
06-07	105.8	96.0	15.7	711
07-08	106.1	96.0	16.4	565
08-09	105.7	96.0	16.6	401



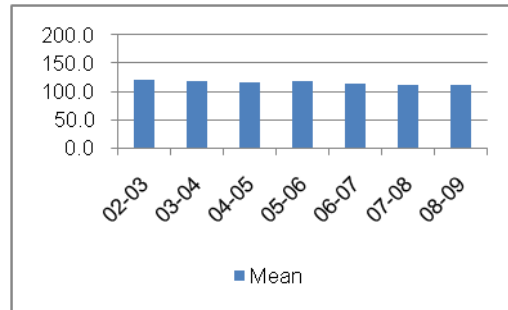
Average Incarceration Length - Schedule II Cocaine - Multiple Offenders

Fiscal Year	Mean	Median	Standard Deviation	N
02-03	155.0	144.0	20.5	47
03-04	170.4	168.0	36.7	56
04-05	162.7	144.0	34.6	45
05-06	165.2	168.0	24.9	52
06-07	155.8	144.0	32.6	61
07-08	167.4	156.0	35.9	75
08-09	160.5	144.0	29.0	86



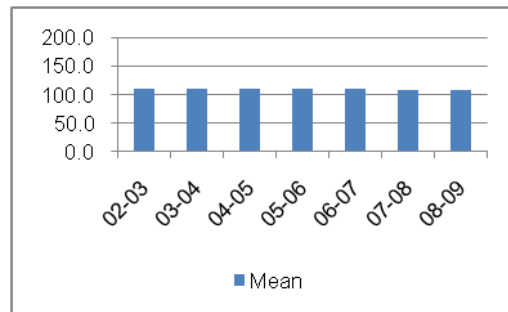
Average Incarceration Length - Aggravated Robbery - All Offenders

Fiscal Year	Mean	Median	Standard Deviation	N
02-03	119.7	96.0	43.0	846
03-04	117.5	96.0	40.8	752
04-05	115.8	96.0	40.2	956
05-06	118.3	96.0	43.6	794
06-07	114.0	96.0	33.5	1,028
07-08	110.5	96.0	35.0	807
08-09	112.6	96.0	35.8	902



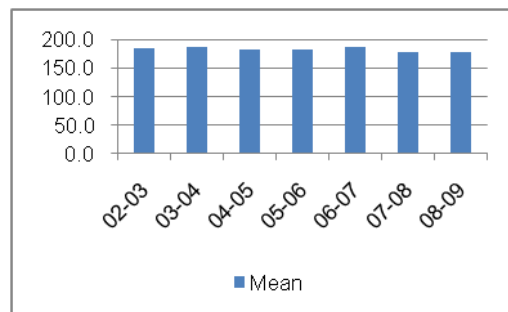
Average Incarceration Length - Aggravated Robbery - Standard Offenders

Fiscal Year	Mean	Median	Standard Deviation	N
02-03	109.4	96.0	17.3	649
03-04	110.7	96.0	19.6	575
04-05	109.5	96.0	18.5	716
05-06	111.1	96.0	19.9	522
06-07	109.6	96.0	16.5	759
07-08	108.4	96.0	17.1	611
08-09	109.1	96.0	17.8	680



Average Incarceration Length - Aggravated Robbery - Multiple Offenders

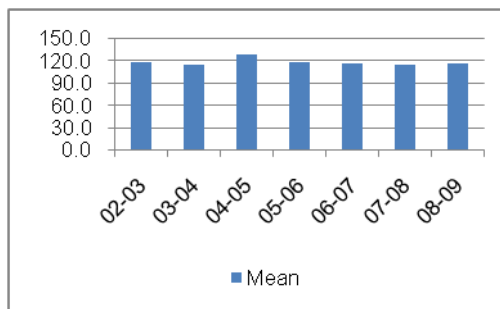
Fiscal Year	Mean	Median	Standard Deviation	N
02-03	185.7	180.0	39.7	88
03-04	187.4	180.0	36.2	71
04-05	182.6	180.0	32.6	78
05-06	183.3	180.0	43.2	96
06-07	187.7	180.0	30.0	93
07-08	178.5	180.0	36.0	39
08-09	178.3	180.0	38.5	56



Average Incarceration Length - Aggravated Sexual Battery - All Offenders

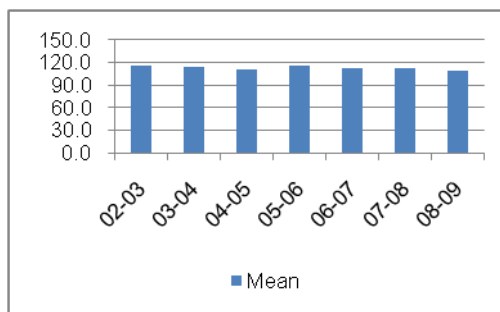
Fiscal Year	Mean	Median	Standard Deviation	N
02-03	117.4	120.0	28.7	168
03-04	114.4	108.0	23.9	167
04-05	128.8	108.0	58.0	242
05-06	118.1	120.0	23.8	192
06-07	116.9	108.0	30.6	118
07-08	114.3	108.0	22.5	167
08-09	116.3	96.0	29.9	190

The table for multiple offenders was not included due to low occurrence frequencies.



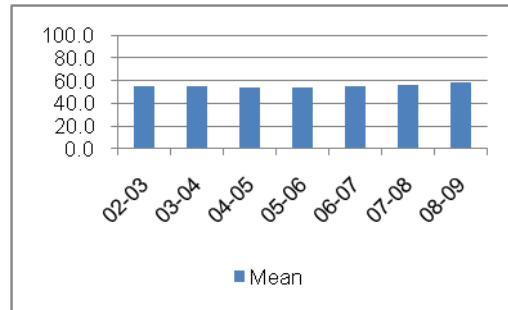
Average Incarceration Length - Aggravated Sexual Battery - Standard Offenders

Fiscal Year	Mean	Median	Standard Deviation	N
02-03	114.7	120.0	18.9	161
03-04	113.4	108.0	20.8	153
04-05	110.4	96.0	18.2	211
05-06	114.8	120.0	18.1	181
06-07	112.9	108.0	17.9	113
07-08	111.7	108.0	18.6	157
08-09	109.0	96.0	17.9	170



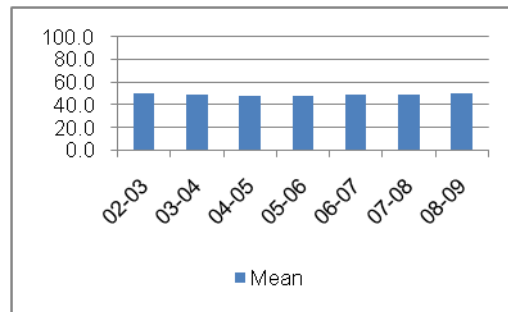
Average Incarceration Length - Class C - All Offenders

Fiscal Year	Mean	Median	Standard Deviation	N
02-03	55.5	48.0	23.6	5,518
03-04	55.2	48.0	23.9	6,420
04-05	53.9	48.0	24.0	5,714
05-06	54.0	48.0	23.5	5,907
06-07	55.5	48.0	25.5	5,765
07-08	56.2	48.0	25.8	5,071
08-09	58.2	48.0	26.2	4,290



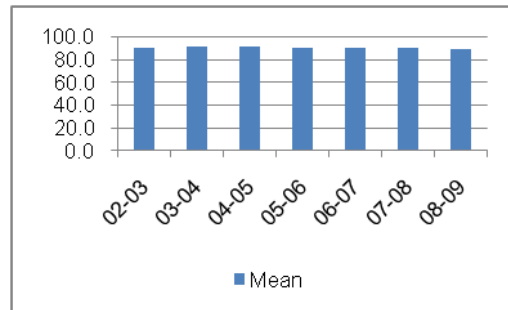
Average Incarceration Length - Class C - Standard Offenders

Fiscal Year	Mean	Median	Standard Deviation	N
02-03	49.6	48.0	14.8	4,844
03-04	48.8	48.0	14.4	5,556
04-05	47.7	48.0	14.1	4,972
05-06	48.0	48.0	14.4	5,103
06-07	48.5	48.0	15.2	4,896
07-08	49.1	48.0	15.4	4,294
08-09	50.4	48.0	15.7	3,504



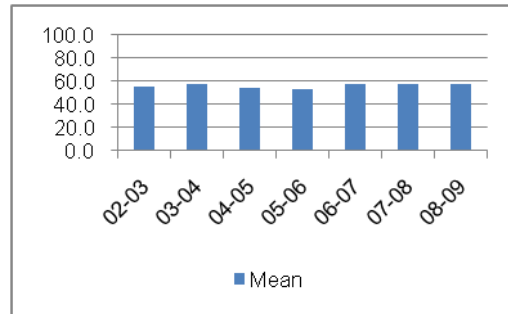
Average Incarceration Length - Class C - Multiple Offenders

Fiscal Year	Mean	Median	Standard Deviation	N
02-03	90.2	96.0	16.9	537
03-04	91.5	96.0	19.5	696
04-05	91.1	96.0	20.2	580
05-06	89.7	84.0	19.6	623
06-07	90.1	84.0	20.3	627
07-08	90.4	96.0	20.1	549
08-09	88.9	84.0	20.3	592



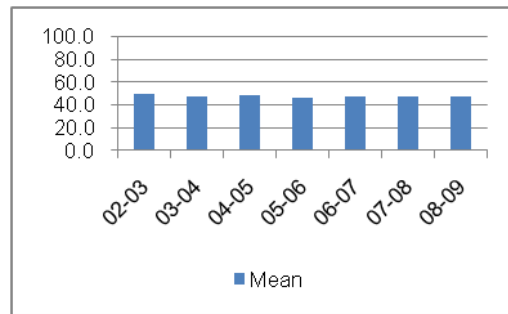
Average Incarceration Length - Aggravated Burglary - All Offenders

Fiscal Year	Mean	Median	Standard Deviation	N
02-03	55.9	48.0	22.3	1,337
03-04	57.2	48.0	26.5	1,605
04-05	54.8	48.0	23.7	1,438
05-06	53.3	48.0	22.9	1,322
06-07	57.1	48.0	28.5	1,329
07-08	58.0	48.0	28.8	1,072
08-09	57.8	48.0	26.6	989



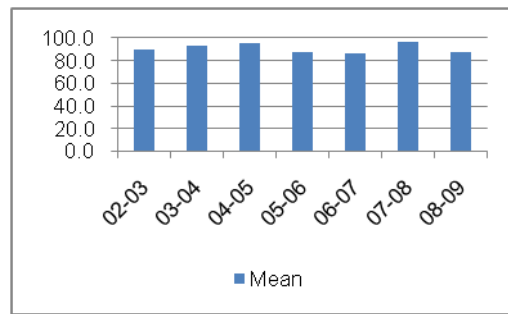
Average Incarceration Length - Aggravated Burglary - Standard Offenders

Fiscal Year	Mean	Median	Standard Deviation	N
02-03	49.5	48.0	13.8	1,148
03-04	47.5	48.0	13.5	1,307
04-05	48.0	48.0	13.7	1,247
05-06	46.7	42.0	12.8	1,128
06-07	47.3	48.0	13.3	1,089
07-08	47.6	42.0	13.8	873
08-09	47.4	42.0	14.1	763



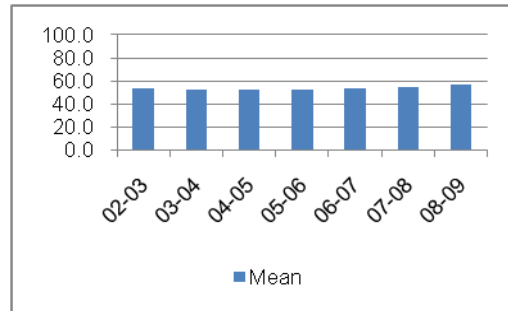
Average Incarceration Length - Aggravated Burglary - Multiple Offenders

Fiscal Year	Mean	Median	Standard Deviation	N
02-03	89.4	96.0	16.4	165
03-04	93.6	96.0	18.6	246
04-05	95.1	96.0	20.0	160
05-06	87.4	84.0	16.5	150
06-07	86.1	72.0	19.2	144
07-08	96.6	96.0	18.6	125
08-09	87.1	84.0	17.0	173



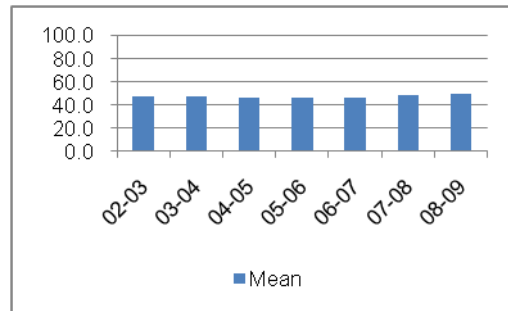
Average Incarceration Length - Aggravated Assault - All Offenders

Fiscal Year	Mean	Median	Standard Deviation	N
02-03	53.2	48.0	23.7	921
03-04	51.8	48.0	21.0	1,033
04-05	51.8	48.0	22.7	892
05-06	52.4	48.0	22.9	936
06-07	53.2	48.0	24.0	937
07-08	54.8	48.0	24.7	847
08-09	56.3	48.0	25.9	787



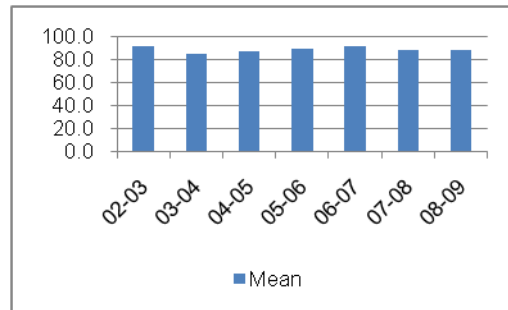
Average Incarceration Length - Aggravated Assault - Standard Offenders

Fiscal Year	Mean	Median	Standard Deviation	N
02-03	47.8	42.0	14.8	821
03-04	47.9	36.0	14.3	932
04-05	46.2	36.0	13.5	783
05-06	46.5	36.0	13.9	815
06-07	46.3	36.0	14.2	780
07-08	48.7	48.0	15.0	739
08-09	49.0	48.0	15.2	649



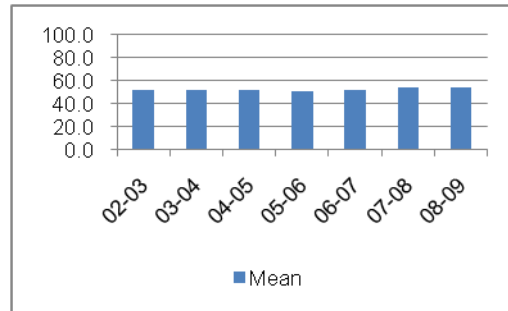
Average Incarceration Length - Aggravated Assault - Multiple Offenders

Fiscal Year	Mean	Median	Standard Deviation	N
02-03	91.8	96.0	17.9	77
03-04	84.1	72.0	20.0	83
04-05	86.5	84.0	18.1	90
05-06	88.6	84.0	18.3	94
06-07	91.5	96.0	20.0	125
07-08	87.7	96.0	19.3	81
08-09	88.0	84.0	22.0	102



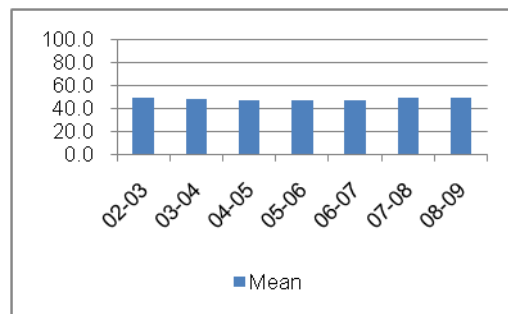
Average Incarceration Length - Schedule II Cocaine < 1/2 Gram - All Offenders

Fiscal Year	Mean	Median	Standard Deviation	N
02-03	52.5	48.0	19.0	962
03-04	51.8	48.0	19.8	1,141
04-05	52.1	48.0	21.1	937
05-06	51.3	48.0	20.6	1,023
06-07	52.0	48.0	21.9	1,049
07-08	54.7	48.0	23.6	1,164
08-09	54.6	48.0	20.6	718



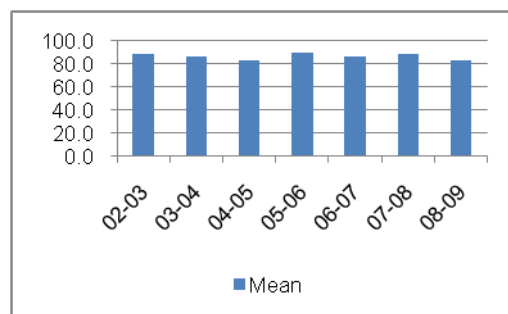
Average Incarceration Length - Schedule II Cocaine < 1/2 Gram - Standard Offenders

Fiscal Year	Mean	Median	Standard Deviation	N
02-03	49.1	48.0	14.0	883
03-04	48.1	48.0	13.9	1,037
04-05	47.5	48.0	13.6	823
05-06	47.4	36.0	14.5	903
06-07	46.6	36.0	13.7	908
07-08	48.7	48.0	14.7	983
08-09	49.6	48.0	14.0	621



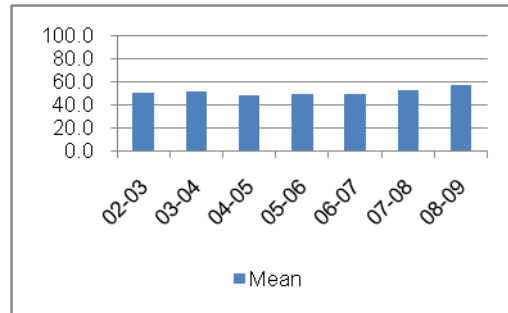
Average Incarceration Length - Schedule II Cocaine < 1/2 Gram - Multiple Offenders

Fiscal Year	Mean	Median	Standard Deviation	N
02-03	88.2	96.0	17.5	72
03-04	86.6	84.0	19.9	86
04-05	82.9	72.0	17.4	87
05-06	89.6	96.0	22.6	91
06-07	86.9	84.0	19.9	112
07-08	88.6	96.0	18.4	134
08-09	82.7	73.0	15.8	83



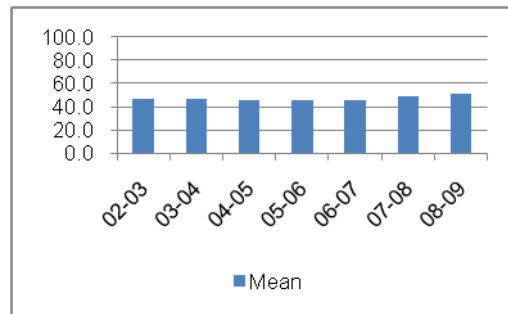
**Average Incarceration Length - Schedule II Drugs:
Max \$100,000 Fine - All Offenders**

Fiscal Year	Mean	Median	Standard Deviation	N
02-03	50.2	48.0	18.2	600
03-04	51.2	48.0	19.3	787
04-05	48.7	48.0	17.5	705
05-06	49.5	48.0	19.3	601
06-07	49.4	36.0	19.5	395
07-08	52.9	48.0	21.5	341
08-09	57.6	48.0	23.4	254



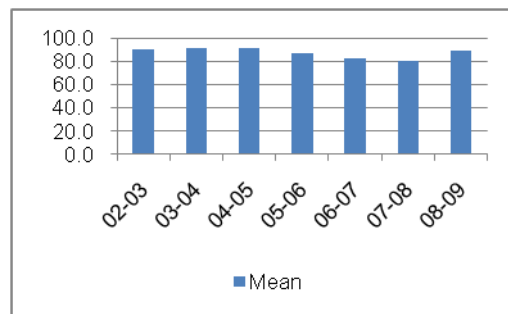
**Average Incarceration Length - Schedule II Drugs:
Max \$100,000 Fine - Standard Offenders**

Fiscal Year	Mean	Median	Standard Deviation	N
02-03	47.0	48.0	12.7	561
03-04	46.9	48.0	13.0	715
04-05	45.6	36.0	12.0	650
05-06	45.5	36.0	12.5	543
06-07	45.5	36.0	13.2	357
07-08	48.4	48.0	15.0	302
08-09	50.9	48.0	15.6	210



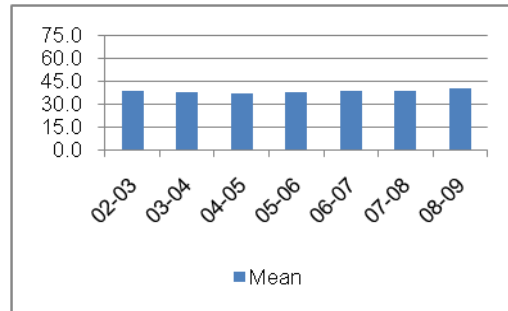
**Average Incarceration Length - Schedule II Drugs:
Max \$100,000 Fine - Multiple Offenders**

Fiscal Year	Mean	Median	Standard Deviation	N
02-03	90.1	84.0	18.2	34
03-04	91.8	96.0	18.4	65
04-05	91.4	96.0	18.3	45
05-06	87.7	72.0	20.6	45
06-07	83.3	72.0	20.9	32
07-08	80.1	73.0	16.3	33
08-09	89.7	96.0	22.7	40



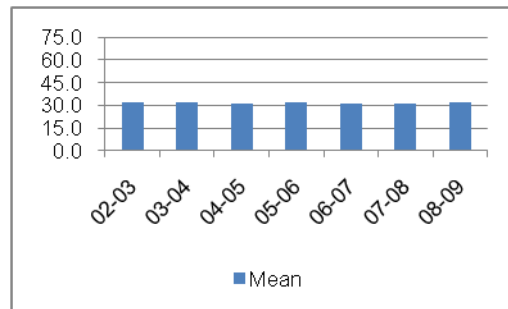
Average Incarceration Length - Class D - All Offenders

Fiscal Year	Mean	Median	Standard Deviation	N
02-03	38.7	36.0	21.8	5,192
03-04	37.8	36.0	20.3	5,246
04-05	36.8	25.0	20.0	5,299
05-06	37.7	36.0	19.9	5,256
06-07	38.6	30.0	23.0	5,110
07-08	38.0	25.0	22.1	4,735
08-09	40.1	36.0	24.0	3,838



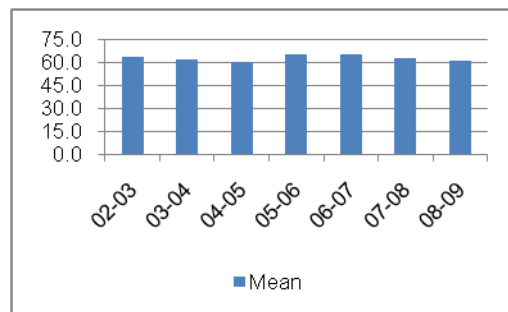
Average Incarceration Length - Class D - Standard Offenders

Fiscal Year	Mean	Median	Standard Deviation	N
02-03	32.2	24.0	9.9	4,445
03-04	31.9	24.0	10.0	4,457
04-05	31.1	24.0	9.6	4,515
05-06	31.7	24.0	9.9	4,467
06-07	31.4	24.0	9.9	4,318
07-08	31.1	24.0	9.7	3,960
08-09	31.9	24.0	10.5	3,099



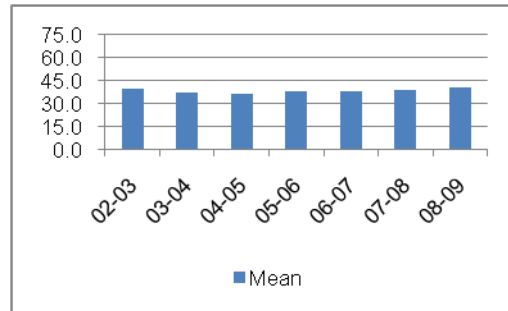
Average Incarceration Length - Class D - Multiple Offenders

Fiscal Year	Mean	Median	Standard Deviation	N
02-03	63.3	60.0	17.3	550
03-04	61.9	60.0	17.8	627
04-05	59.9	48.0	17.0	626
05-06	64.8	60.0	19.6	666
06-07	65.1	60.0	18.1	594
07-08	62.5	60.0	18.4	568
08-09	60.7	60.0	17.2	533



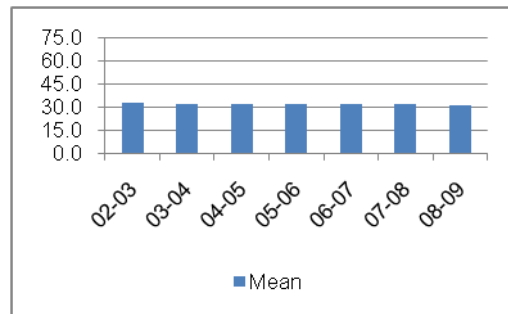
Average Incarceration Length - Theft: \$1,000 to \$10,000 - All Offenders

Fiscal Year	Mean	Median	Standard Deviation	N
02-03	39.5	36.0	22.0	1,877
03-04	37.7	36.0	19.9	1,658
04-05	36.6	36.0	17.6	1,578
05-06	38.2	36.0	20.5	1,725
06-07	38.2	36.0	21.3	1,528
07-08	39.4	36.0	23.1	1,463
08-09	40.8	31.0	26.3	1,184



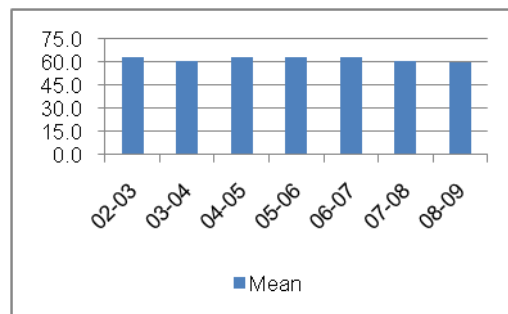
Average Incarceration Length - Theft: \$1,000 to \$10,000 - Standard Offenders

Fiscal Year	Mean	Median	Standard Deviation	N
02-03	32.7	24.0	10.2	1,588
03-04	32.2	24.0	10.0	1,418
04-05	31.8	24.0	9.8	1,366
05-06	31.9	24.0	9.8	1,462
06-07	31.8	24.0	9.9	1,296
07-08	31.7	24.0	10.0	1,188
08-09	31.0	24.0	9.9	936



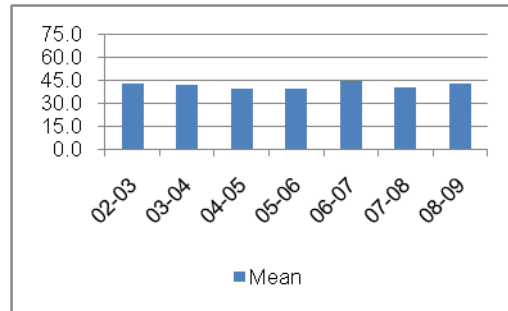
Average Incarceration Length - Theft: \$1,000 to \$10,000 - Multiple Offenders

Fiscal Year	Mean	Median	Standard Deviation	N
02-03	63.6	60.0	18.1	217
03-04	61.0	60.0	17.3	194
04-05	63.2	60.0	18.9	179
05-06	63.3	60.0	18.3	207
06-07	63.1	60.0	19.2	186
07-08	60.6	60.0	17.0	207
08-09	60.1	48.0	17.2	172



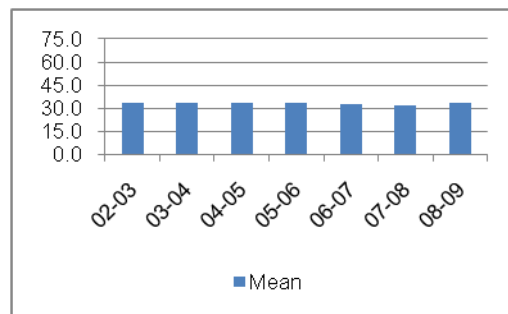
Average Incarceration Length - Burglary Other Than Habitation - All Offenders

Fiscal Year	Mean	Median	Standard Deviation	N
02-03	42.6	36.0	26.5	988
03-04	42.5	36.0	24.1	1,261
04-05	39.4	36.0	19.3	1,054
05-06	39.6	36.0	21.1	1,055
06-07	44.9	36.0	28.9	946
07-08	40.8	36.0	26.3	861
08-09	42.8	36.0	25.4	640



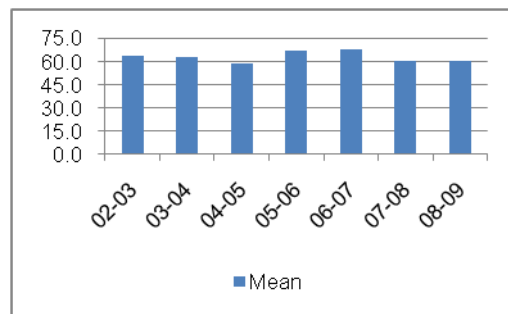
Average Incarceration Length - Burglary Other Than Habitation - Standard Offenders

Fiscal Year	Mean	Median	Standard Deviation	N
02-03	33.5	36.0	10.0	825
03-04	33.2	36.0	10.5	979
04-05	33.4	36.0	9.9	868
05-06	33.1	36.0	10.0	886
06-07	32.5	24.0	9.9	728
07-08	31.7	24.0	9.7	701
08-09	33.8	24.0	11.3	509



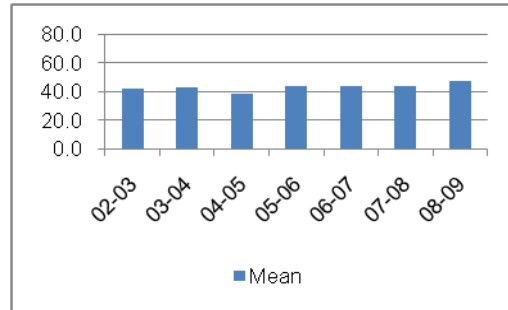
Average Incarceration Length - Burglary Other Than Habitation - Multiple Offenders

Fiscal Year	Mean	Median	Standard Deviation	N
02-03	63.9	60.0	17.8	95
03-04	63.3	60.0	18.0	224
04-05	58.4	48.0	15.5	153
05-06	67.0	60.0	21.0	143
06-07	68.1	72.0	17.7	153
07-08	60.7	48.0	16.9	105
08-09	60.3	60.0	15.9	87



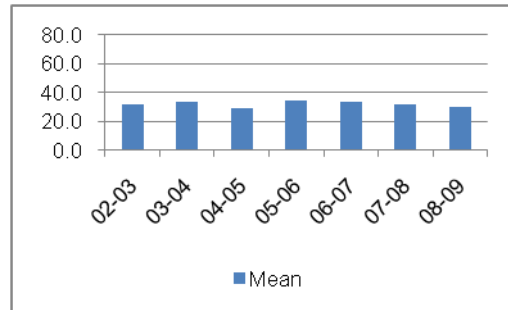
Average Incarceration Length - Identity Theft - All Offenders

Fiscal Year	Mean	Median	Standard Deviation	N
02-03	41.5	36.0	19.5	221
03-04	43.1	36.0	24.6	194
04-05	38.5	24.0	22.5	415
05-06	44.1	36.0	22.0	495
06-07	43.6	36.0	26.3	365
07-08	43.6	36.0	25.5	406
08-09	47.3	36.0	30.2	251



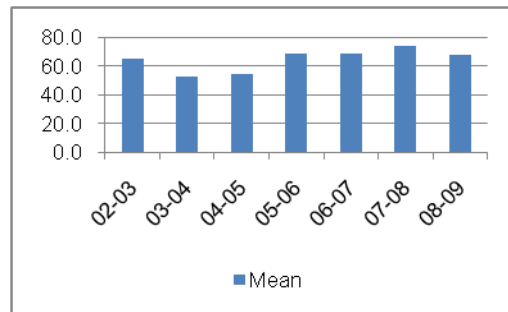
Average Incarceration Length - Identity Theft - Standard Offenders

Fiscal Year	Mean	Median	Standard Deviation	N
02-03	31.9	36.0	8.5	162
03-04	33.9	36.0	10.5	145
04-05	29.1	24.0	8.2	309
05-06	34.4	36.0	9.9	365
06-07	33.9	36.0	9.6	296
07-08	31.7	24.0	9.0	311
08-09	29.8	24.0	8.8	167



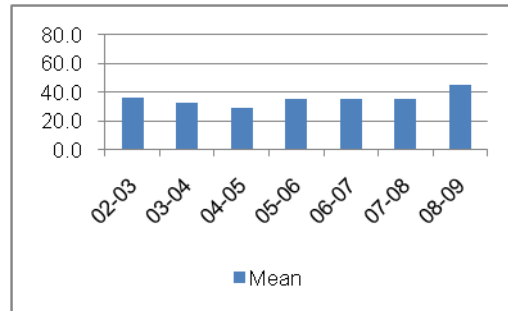
Average Incarceration Length - Identity Theft - Multiple Offenders

Fiscal Year	Mean	Median	Standard Deviation	N
02-03	65.5	72.0	12.2	55
03-04	52.9	48.0	13.9	34
04-05	54.4	60.0	12.6	86
05-06	68.8	60.0	21.3	124
06-07	68.3	72.0	15.5	49
07-08	74.1	72.0	19.3	73
08-09	68.1	72.0	19.1	59



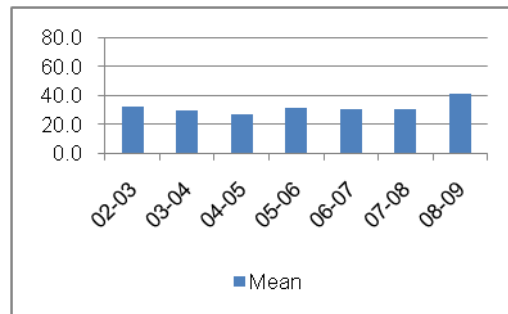
Average Incarceration Length - Obtain Drugs by Fraud - All Offenders

Fiscal Year	Mean	Median	Standard Deviation	N
02-03	36.2	36.0	20.1	241
03-04	32.7	24.0	14.8	219
04-05	28.8	24.0	12.3	328
05-06	35.4	36.0	14.4	175
06-07	35.2	24.0	18.4	321
07-08	35.4	30.0	16.4	155
08-09	45.2	48.0	13.9	176



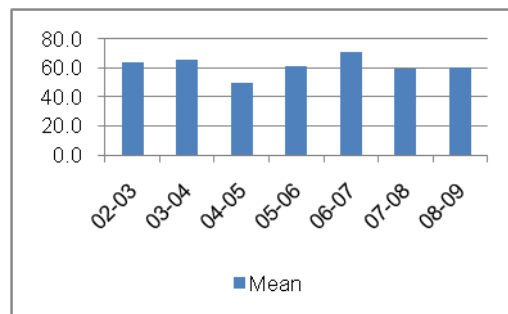
Average Incarceration Length - Obtain Drugs by Fraud - Standard Offenders

Fiscal Year	Mean	Median	Standard Deviation	N
02-03	32.3	25.0	9.3	227
03-04	30.1	24.0	9.2	206
04-05	27.5	24.0	8.1	314
05-06	31.7	24.0	9.6	153
06-07	31.1	24.0	9.6	296
07-08	30.5	24.0	8.3	131
08-09	41.6	48.0	10.6	147



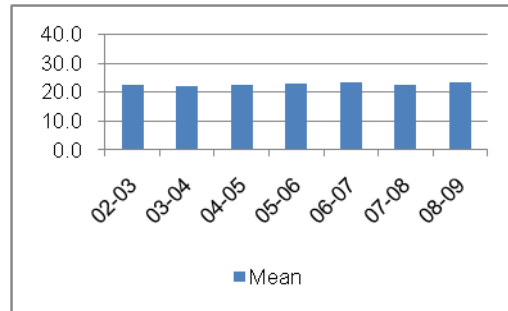
Average Incarceration Length - Obtain Drugs by Fraud - Multiple Offenders

Fiscal Year	Mean	Median	Standard Deviation	N
02-03	64.0	72.0	12.4	6
03-04	65.5	72.0	8.3	11
04-05	50.0	48.0	21.0	12
05-06	61.7	60.0	15.0	22
06-07	71.3	60.0	21.8	17
07-08	59.6	48.0	20.0	23
08-09	60.2	60.0	10.0	26



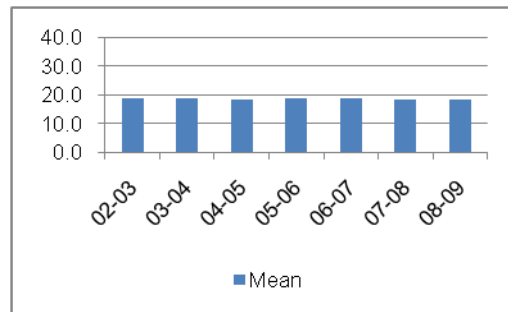
Average Incarceration Length - Class E - All Offenders

Fiscal Year	Mean	Median	Standard Deviation	N
02-03	22.4	24.0	11.9	9,493
03-04	22.1	24.0	11.2	9,256
04-05	22.4	24.0	12.4	9,050
05-06	23.0	24.0	12.6	8,740
06-07	23.3	24.0	12.6	8,674
07-08	22.7	24.0	12.3	7,709
08-09	23.2	24.0	12.9	6,290



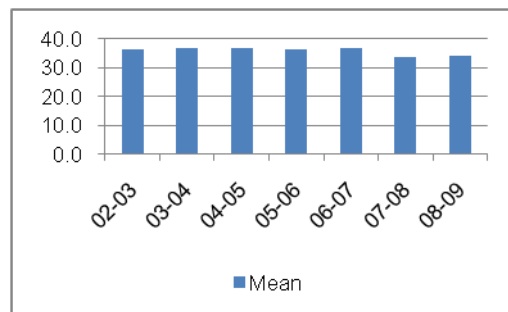
Average Incarceration Length - Class E - Standard Offenders

Fiscal Year	Mean	Median	Standard Deviation	N
02-03	18.6	24.0	6.1	7,918
03-04	18.6	18.0	6.0	7,780
04-05	18.3	18.0	6.0	7,433
05-06	18.6	18.0	6.1	7,074
06-07	18.8	24.0	6.4	6,900
07-08	18.4	18.0	6.3	6,112
08-09	18.3	18.0	6.2	4,830



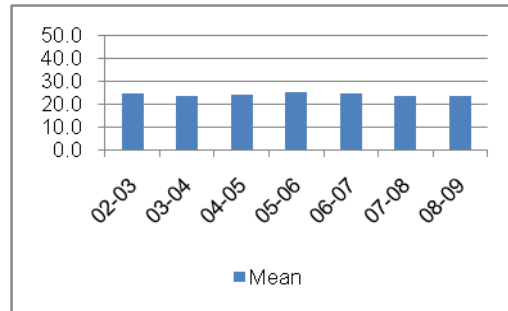
Average Incarceration Length - Class E - Multiple Offenders

Fiscal Year	Mean	Median	Standard Deviation	N
02-03	36.3	36.0	10.2	1,237
03-04	36.7	36.0	10.4	1,208
04-05	36.5	36.0	11.6	1,274
05-06	36.5	36.0	10.3	1,270
06-07	36.7	36.0	10.8	1,478
07-08	33.8	36.0	10.4	1,222
08-09	33.9	36.0	10.2	1,135



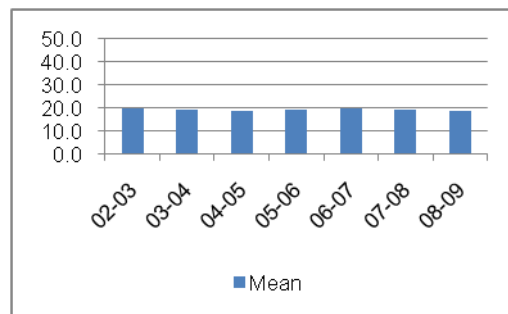
**Average Incarceration Length - Forgery: Up to \$1,000
- All Offenders**

Fiscal Year	Mean	Median	Standard Deviation	N
02-03	24.3	24.0	13.1	3,077
03-04	23.3	24.0	11.7	2,877
04-05	24.2	24.0	13.8	3,059
05-06	25.1	24.0	14.1	2,752
06-07	24.8	24.0	13.6	2,563
07-08	23.7	24.0	12.5	2,141
08-09	23.7	24.0	13.3	1,597



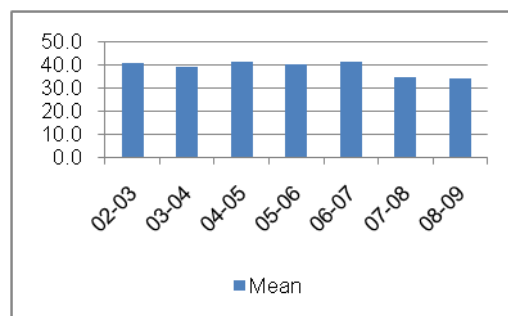
**Average Incarceration Length - Forgery: Up to \$1,000
- Standard Offenders**

Fiscal Year	Mean	Median	Standard Deviation	N
02-03	19.7	24.0	6.1	2,549
03-04	19.3	24.0	5.6	2,403
04-05	18.9	24.0	5.9	2,469
05-06	19.4	24.0	5.7	2,197
06-07	19.7	24.0	6.8	2,083
07-08	19.4	24.0	6.1	1,730
08-09	18.5	18.0	5.4	1,241



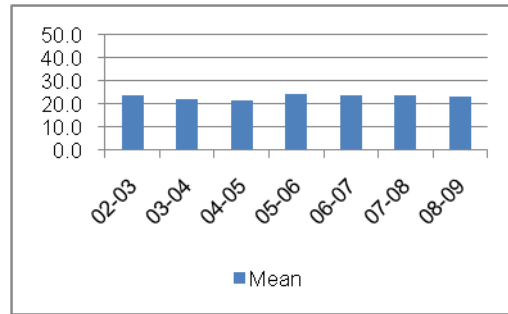
**Average Incarceration Length - Forgery: Up to \$1,000
- Multiple Offenders**

Fiscal Year	Mean	Median	Standard Deviation	N
02-03	40.7	48.0	9.4	388
03-04	38.8	36.0	10.3	388
04-05	41.3	48.0	12.0	465
05-06	40.0	48.0	9.4	366
06-07	41.4	48.0	8.7	386
07-08	34.5	36.0	10.4	297
08-09	34.3	36.0	10.0	271



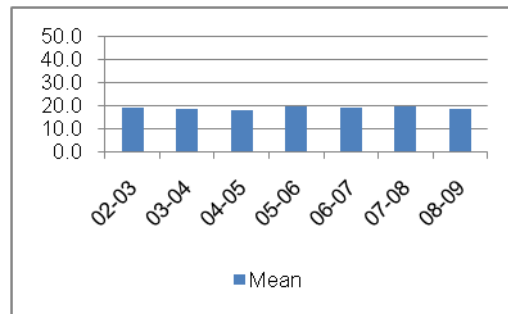
Average Incarceration Length - Burglary: Auto - All Offenders

Fiscal Year	Mean	Median	Standard Deviation	N
02-03	23.7	24.0	11.8	1,085
03-04	22.4	24.0	11.9	1,196
04-05	21.5	24.0	11.2	963
05-06	24.3	24.0	12.7	896
06-07	23.9	24.0	12.6	960
07-08	23.9	24.0	11.8	958
08-09	23.5	24.0	12.0	700



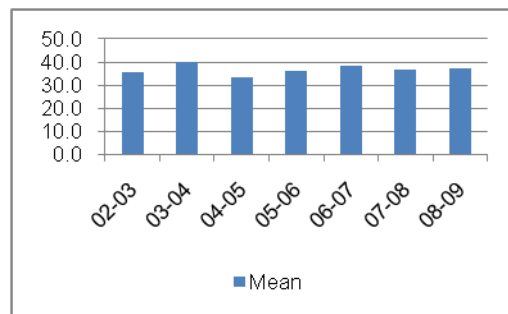
Average Incarceration Length - Burglary: Auto - Standard Offenders

Fiscal Year	Mean	Median	Standard Deviation	N
02-03	19.2	24.0	5.7	845
03-04	18.8	24.0	6.0	1,034
04-05	18.3	18.0	5.8	816
05-06	19.7	24.0	5.6	719
06-07	19.0	24.0	6.4	740
07-08	19.5	24.0	6.0	753
08-09	18.8	24.0	6.2	544



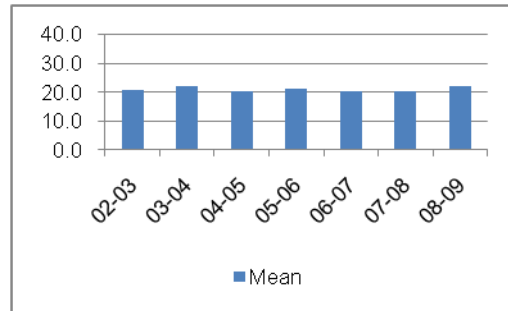
Average Incarceration Length - Burglary: Auto - Multiple Offenders

Fiscal Year	Mean	Median	Standard Deviation	N
02-03	35.8	36.0	9.6	203
03-04	40.1	48.0	9.7	130
04-05	33.2	36.0	10.3	115
05-06	36.3	36.0	10.8	132
06-07	38.5	48.0	12.0	192
07-08	36.6	36.0	10.6	172
08-09	37.2	36.0	10.4	133



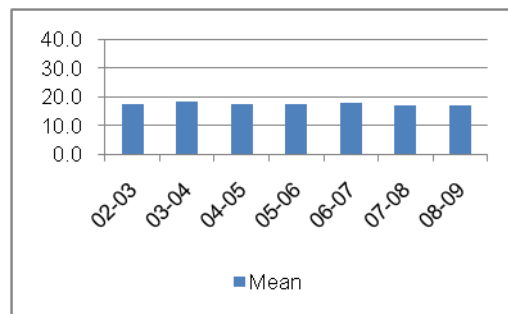
Average Incarceration Length - Theft: \$500 - \$1,000 - All Offenders

Fiscal Year	Mean	Median	Standard Deviation	N
02-03	20.5	18.0	11.1	867
03-04	22.2	24.0	11.9	829
04-05	20.3	18.0	10.4	790
05-06	21.1	21.0	11.8	773
06-07	20.4	24.0	10.1	740
07-08	20.5	18.0	12.2	776
08-09	22.3	18.0	14.6	621



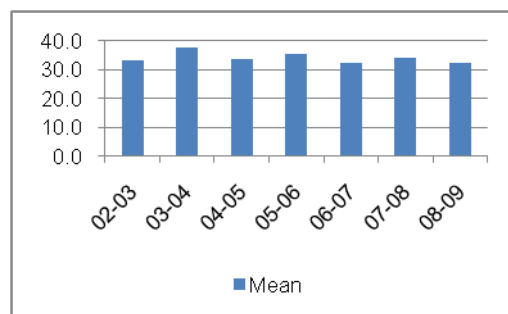
Average Incarceration Length - Theft: \$500 - \$1,000 - Standard Offenders

Fiscal Year	Mean	Median	Standard Deviation	N
02-03	17.4	12.0	6.0	747
03-04	18.3	18.0	5.9	690
04-05	17.4	12.0	6.1	672
05-06	17.6	12.0	6.4	655
06-07	17.7	12.5	6.1	630
07-08	16.8	12.0	5.9	651
08-09	17.1	12.0	7.6	488



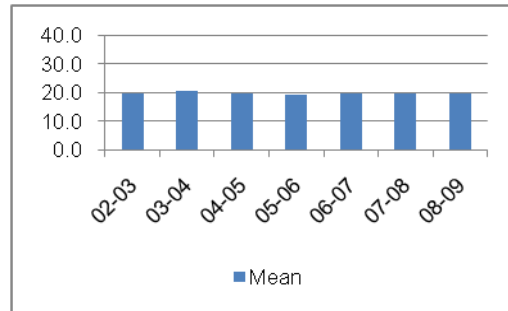
Average Incarceration Length - Theft: \$500 - \$1,000 - Multiple Offenders

Fiscal Year	Mean	Median	Standard Deviation	N
02-03	33.2	36.0	9.2	93
03-04	37.6	36.0	11.4	114
04-05	33.8	36.0	11.1	100
05-06	35.5	36.0	10.6	92
06-07	32.3	24.0	9.9	94
07-08	34.2	36.0	11.5	89
08-09	32.2	30.0	10.2	90



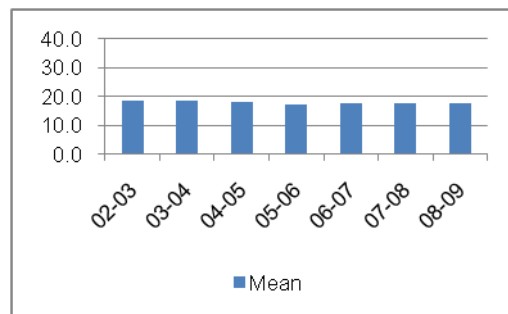
**Average Incarceration Length - Schedule VI Drugs:
Not < 1/2 Ounce - All Offenders**

Fiscal Year	Mean	Median	Standard Deviation	N
02-03	19.6	24.0	7.8	542
03-04	20.6	24.0	9.5	477
04-05	19.7	19.0	9.7	454
05-06	19.2	18.0	8.8	460
06-07	19.9	18.0	10.6	517
07-08	19.6	18.0	9.9	504
08-09	19.8	18.0	8.8	374



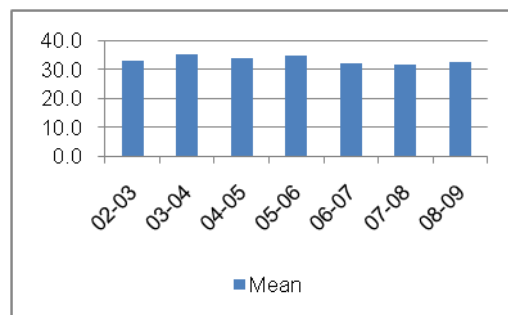
**Average Incarceration Length - Schedule VI Drugs:
Not < 1/2 Ounce - Standard Offenders**

Fiscal Year	Mean	Median	Standard Deviation	N
02-03	18.4	18.0	6.1	498
03-04	18.4	18.0	6.2	424
04-05	18.1	18.0	7.2	414
05-06	17.5	12.0	5.9	418
06-07	17.7	12.0	6.0	468
07-08	17.8	15.0	7.6	449
08-09	17.8	18.0	5.7	328



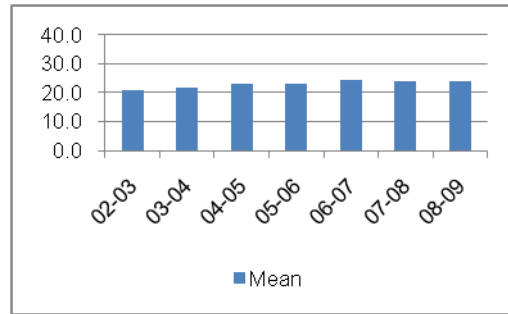
**Average Incarceration Length - Schedule VI Drugs:
Not < 1/2 Ounce - Multiple Offenders**

Fiscal Year	Mean	Median	Standard Deviation	N
02-03	32.9	36.0	9.2	42
03-04	35.2	36.0	9.4	47
04-05	33.9	24.5	13.3	34
05-06	35.0	36.0	9.5	37
06-07	32.2	30.0	10.5	33
07-08	31.8	30.0	10.2	46
08-09	32.7	25.0	10.1	43



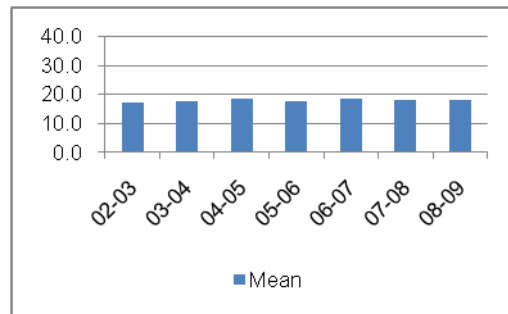
Average Incarceration Length - Habitual Traffic Offender - All Offenders

Fiscal Year	Mean	Median	Standard Deviation	N
02-03	20.9	18.0	10.5	737
03-04	21.8	24.0	11.0	682
04-05	23.0	24.0	11.7	561
05-06	23.3	24.0	11.9	645
06-07	24.4	24.0	13.3	545
07-08	24.1	24.0	13.4	486
08-09	24.1	24.0	13.1	430



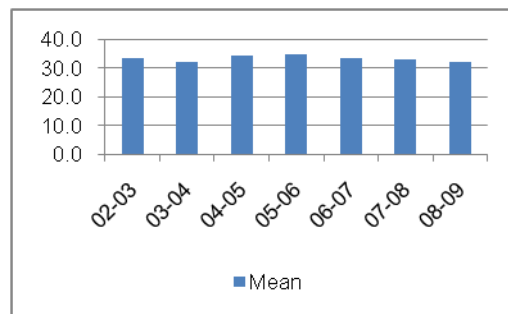
Average Incarceration Length - Habitual Traffic Offender - Standard Offenders

Fiscal Year	Mean	Median	Standard Deviation	N
02-03	17.2	15.0	5.6	593
03-04	17.7	18.0	5.7	524
04-05	18.3	18.0	5.7	427
05-06	17.6	18.0	5.9	449
06-07	18.5	18.0	6.9	378
07-08	18.0	18.0	5.6	341
08-09	18.0	18.0	5.8	291



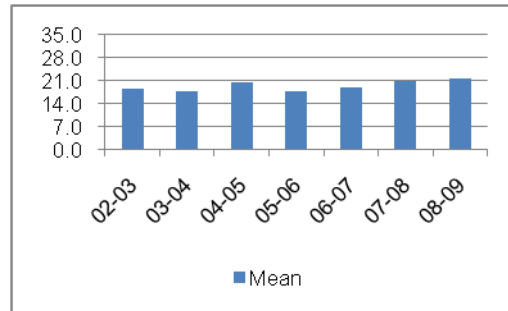
Average Incarceration Length - Habitual Traffic Offender - Multiple Offenders

Fiscal Year	Mean	Median	Standard Deviation	N
02-03	33.6	36.0	9.3	125
03-04	31.9	30.0	9.0	133
04-05	34.2	36.0	9.4	107
05-06	34.9	36.0	9.8	178
06-07	33.6	36.0	9.2	139
07-08	32.9	36.0	9.3	113
08-09	31.9	30.0	8.8	115



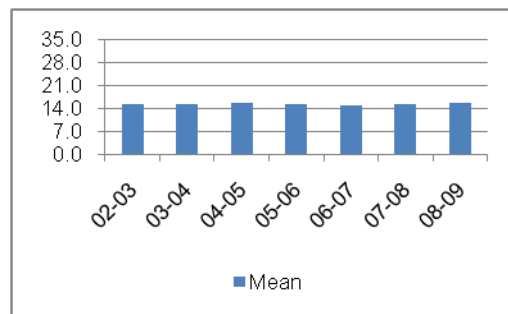
Average Incarceration Length - Failure to Appear (Felony) - All Offenders

Fiscal Year	Mean	Median	Standard Deviation	N
02-03	18.4	12.0	10.0	347
03-04	17.8	12.0	9.0	335
04-05	20.3	12.0	12.7	364
05-06	17.7	12.0	9.1	390
06-07	18.8	12.0	10.4	296
07-08	21.0	12.0	13.0	271
08-09	21.7	12.0	15.0	227



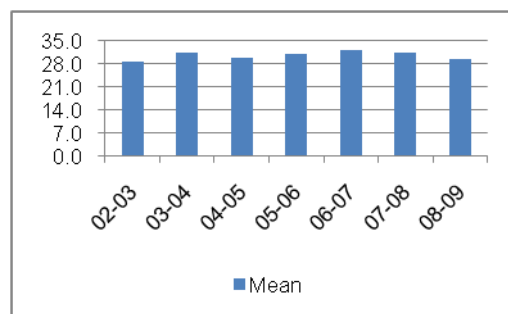
Average Incarceration Length - Failure to Appear (Felony) - Standard Offenders

Fiscal Year	Mean	Median	Standard Deviation	N
02-03	15.1	12.0	5.2	277
03-04	15.2	12.0	5.1	286
04-05	15.6	12.0	5.3	284
05-06	15.4	12.0	5.2	339
06-07	15.0	12.0	4.9	235
07-08	15.2	12.0	5.0	199
08-09	15.6	12.0	5.3	175



Average Incarceration Length - Failure to Appear (Felony) - Multiple Offenders

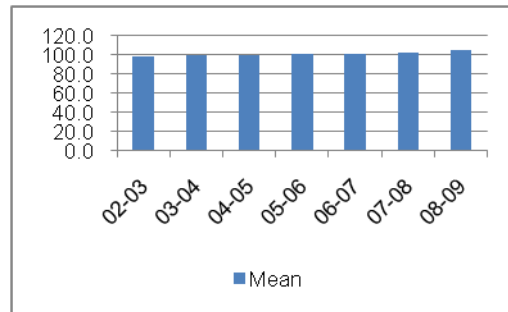
Fiscal Year	Mean	Median	Standard Deviation	N
02-03	28.7	24.0	8.1	60
03-04	31.4	24.0	9.5	39
04-05	29.7	24.0	9.1	63
05-06	31.1	24.0	8.8	48
06-07	32.2	24.0	10.3	58
07-08	31.5	24.0	11.1	55
08-09	29.4	24.0	9.6	31



Average Probation Lengths in Months by Felony Class

Average Probation Length - Felony Class B - All Offenders

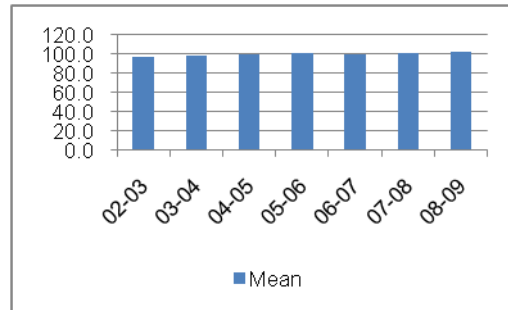
Fiscal Year	Mean	Median	Standard Deviation	N
02-03	97.8	96.0	19.1	319
03-04	99.0	96.0	20.4	384
04-05	99.7	96.0	22.2	424
05-06	101.4	96.0	18.1	581
06-07	100.5	96.0	14.0	764
07-08	102.4	96.0	15.7	807
08-09	104.9	96.0	17.9	828



The table for multiple offenders was not included due to low occurrence frequencies.

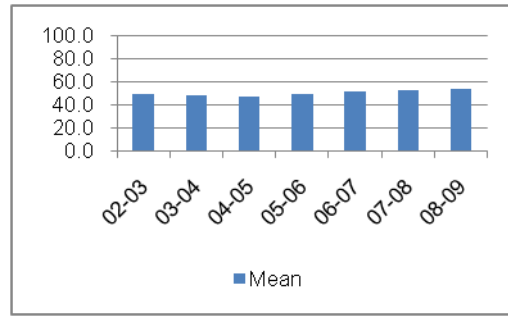
Average Probation Length - Felony Class B - Standard Offenders

Fiscal Year	Mean	Median	Standard Deviation	N
02-03	97.7	96.0	18.9	316
03-04	98.8	96.0	20.3	378
04-05	99.4	96.0	21.5	413
05-06	101.0	96.0	17.5	570
06-07	100.2	96.0	13.3	749
07-08	101.6	96.0	14.4	783
08-09	102.7	96.0	15.0	775



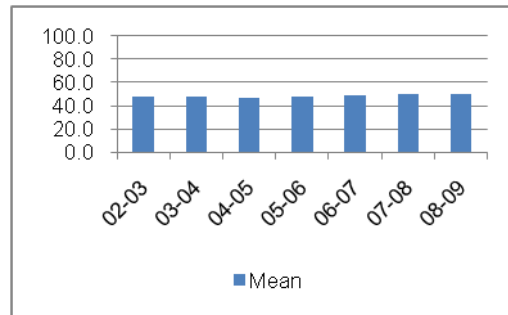
Average Probation Length - Class C - All Offenders

Fiscal Year	Mean	Median	Standard Deviation	N
02-03	49.5	48.0	18.6	1,891
03-04	48.6	48.0	17.2	2,082
04-05	47.6	36.0	16.9	2,165
05-06	49.6	48.0	19.5	2,331
06-07	51.1	48.0	20.1	2,859
07-08	52.9	48.0	24.4	3,144
08-09	54.0	48.0	22.6	3,294



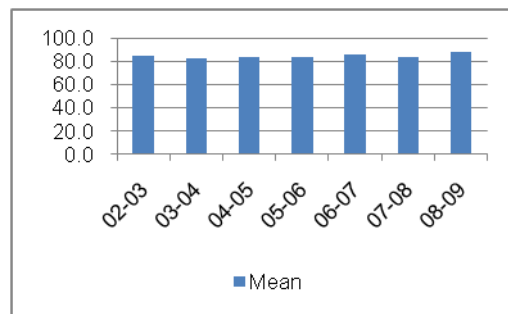
Average Probation Length - Class C - Standard Offenders

Fiscal Year	Mean	Median	Standard Deviation	N
02-03	47.9	48.0	16.8	1,806
03-04	47.4	48.0	15.9	1,999
04-05	46.1	36.0	14.8	2,065
05-06	47.7	36.0	17.1	2,201
06-07	48.8	48.0	17.1	2,691
07-08	50.4	48.0	22.5	2,916
08-09	50.1	48.0	18.6	2,972



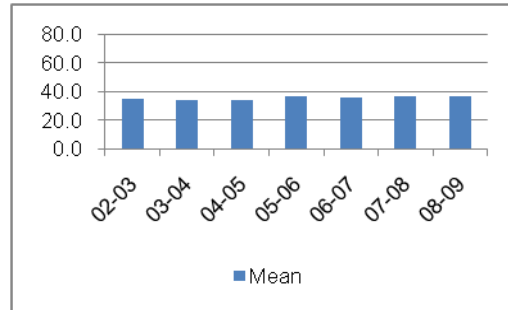
Average Probation Length - Class C - Multiple Offenders

Fiscal Year	Mean	Median	Standard Deviation	N
02-03	85.5	96.0	16.3	78
03-04	82.7	72.0	15.3	71
04-05	83.9	72.0	21.3	86
05-06	83.4	72.0	19.1	111
06-07	86.3	84.0	15.6	133
07-08	83.7	73.0	19.9	193
08-09	88.4	84.0	22.0	287



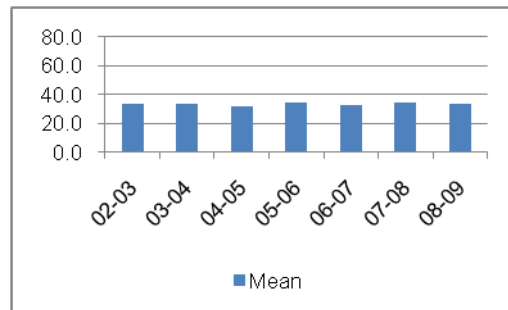
Average Probation Length - Class D - All Offenders

Fiscal Year	Mean	Median	Standard Deviation	N
02-03	34.6	30.0	15.6	2,301
03-04	34.3	30.0	15.1	2,569
04-05	33.7	24.0	16.7	2,795
05-06	36.2	36.0	16.4	2,791
06-07	36.0	36.0	17.7	3,391
07-08	36.6	36.0	17.4	3,896
08-09	36.4	36.0	16.7	4,603



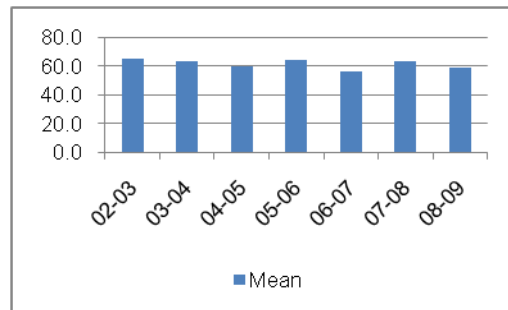
Average Probation Length - Class D - Standard Offenders

Fiscal Year	Mean	Median	Standard Deviation	N
02-03	33.7	24.0	14.5	2,233
03-04	33.3	24.0	13.7	2,475
04-05	32.1	24.0	14.4	2,662
05-06	34.0	36.0	13.2	2,623
06-07	32.6	24.0	12.3	3,052
07-08	34.1	30.0	13.1	3,647
08-09	33.7	30.0	12.8	4,218



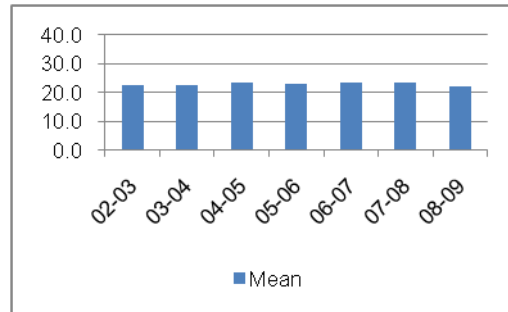
Average Probation Length - Class D - Multiple Offenders

Fiscal Year	Mean	Median	Standard Deviation	N
02-03	65.1	72.0	21.9	65
03-04	63.3	60.0	19.3	88
04-05	59.5	48.0	22.8	111
05-06	64.2	60.0	15.9	149
06-07	56.2	48.0	17.3	276
07-08	63.1	60.0	21.2	197
08-09	59.1	48.0	19.0	319



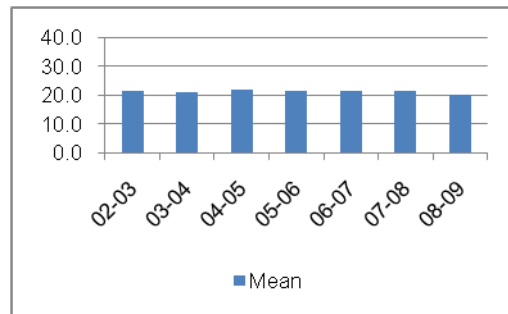
Average Probation Length - Class E - All Offenders

Fiscal Year	Mean	Median	Standard Deviation	N
02-03	22.4	24.0	12.2	3,976
03-04	22.7	24.0	11.9	4,038
04-05	23.5	24.0	15.1	4,600
05-06	23.2	24.0	13.0	4,894
06-07	23.3	24.0	13.5	5,172
07-08	23.2	24.0	13.3	5,415
08-09	22.3	24.0	11.9	6,048



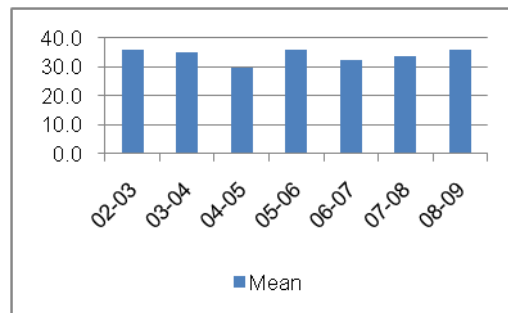
Average Probation Length - Class E - Standard Offenders

Fiscal Year	Mean	Median	Standard Deviation	N
02-03	21.5	24.0	10.8	3,757
03-04	21.0	24.0	10.3	3,634
04-05	22.1	24.0	13.9	4,169
05-06	21.5	24.0	11.0	4,481
06-07	21.4	24.0	11.2	4,703
07-08	21.5	24.0	11.6	4,874
08-09	20.2	24.0	9.2	5,456



Average Probation Length - Class E - Multiple Offenders

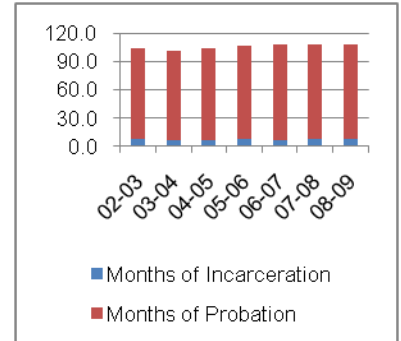
Fiscal Year	Mean	Median	Standard Deviation	N
02-03	35.9	36.0	10.9	201
03-04	35.2	36.0	11.6	347
04-05	29.6	24.0	9.1	346
05-06	35.8	36.0	10.5	324
06-07	32.5	24.0	10.8	378
07-08	33.7	33.0	10.9	439
08-09	35.9	36.0	10.3	474



Average Split Sentence Lengths in Months by Felony Class

Average Sentence Length - Felony Class B - All Offenders

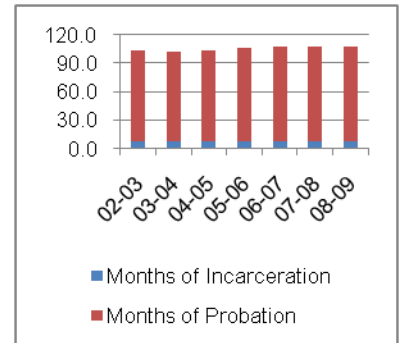
Fiscal Year	Months of Incarceration			N	Months of Probation		
	Mean	Median	Standard Deviation		Mean	Median	Standard Deviation
02-03	7.4	6.0	4.3	238	96.5	96.0	20.5
03-04	7.2	6.0	4.1	305	94.5	96.0	21.1
04-05	7.3	6.0	5.7	324	97.0	96.0	27.0
05-06	7.5	6.7	4.3	473	99.0	96.0	25.1
06-07	7.2	6.0	4.5	625	100.8	96.0	28.2
07-08	7.5	6.0	4.2	667	100.1	96.0	22.6
08-09	7.7	6.0	3.9	494	100.4	96.0	20.0



The table for multiple offenders was not included due to low occurrence frequencies.

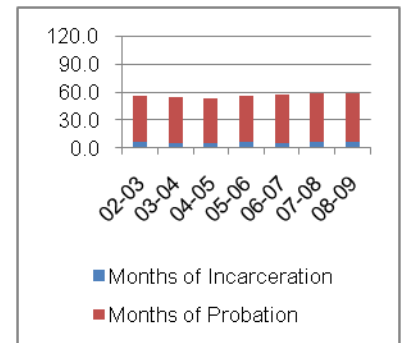
Average Sentence Length - Felony Class B - Standard Offenders

Fiscal Year	Months of Incarceration			N	Months of Probation		
	Mean	Median	Standard Deviation		Mean	Median	Standard Deviation
02-03	7.4	6.0	4.3	235	96.6	96.0	20.6
03-04	7.2	6.0	4.1	302	94.5	96.0	21.2
04-05	7.4	6.0	5.7	314	95.4	96.0	21.5
05-06	7.5	6.7	4.3	467	98.9	96.0	25.2
06-07	7.1	6.0	4.2	612	100.7	96.0	28.1
07-08	7.5	6.0	4.2	657	100.1	96.0	22.3
08-09	7.7	6.0	3.9	483	99.7	96.0	18.9



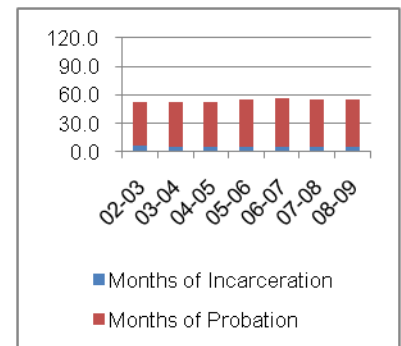
Average Sentence Length - Class C - All Offenders

Fiscal Year	Months of Incarceration			N	Months of Probation		
	Mean	Median	Standard Deviation		Mean	Median	Standard Deviation
02-03	6.2	5.9	6.8	970	49.6	46.0	21.1
03-04	5.6	5.0	3.8	1,047	49.2	48.0	18.1
04-05	5.7	5.0	3.9	1,159	48.0	46.0	18.5
05-06	5.9	5.0	4.1	1,245	50.4	48.0	18.8
06-07	5.7	5.0	4.1	1,516	52.2	48.0	21.3
07-08	6.1	5.9	4.1	1,672	52.2	48.0	22.4
08-09	6.0	5.9	4.1	1,711	52.7	48.0	21.3



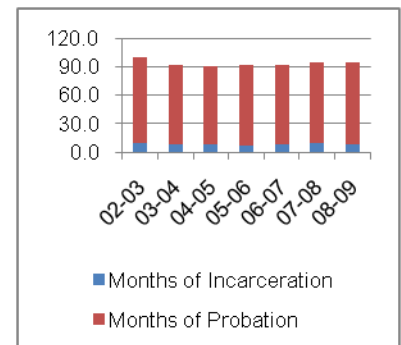
Average Sentence Length - Class C - Standard Offenders

Fiscal Year	Months of Incarceration			N	Months of Probation		
	Mean	Median	Standard Deviation		Mean	Median	Standard Deviation
02-03	6.0	5.9	6.9	915	47.1	44.0	18.2
03-04	5.5	4.9	3.8	1,001	47.5	48.0	16.1
04-05	5.6	5.0	3.9	1,117	46.6	44.7	16.4
05-06	5.9	5.0	4.1	1,188	48.8	48.0	17.1
06-07	5.6	4.9	4.0	1,449	50.6	48.0	20.0
07-08	5.9	5.3	4.0	1,571	49.9	48.0	20.6
08-09	5.7	5.7	4.1	1,554	49.5	48.0	18.4



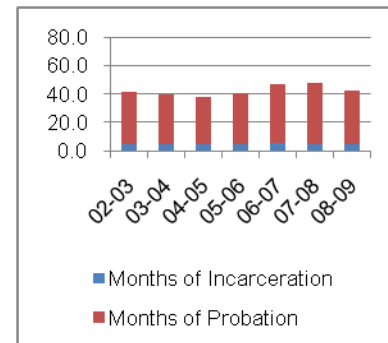
Average Sentence Length - Class C - Multiple Offenders

Fiscal Year	Months of Incarceration			N	Months of Probation		
	Mean	Median	Standard Deviation		Mean	Median	Standard Deviation
02-03	8.8	12.0	4.0	50	91.4	94.3	23.5
03-04	7.6	6.0	4.3	41	83.7	84.0	14.0
04-05	8.2	8.5	3.7	38	82.4	84.0	20.3
05-06	6.9	6.0	4.6	49	84.5	84.0	21.5
06-07	8.1	9.0	4.2	64	83.9	72.0	20.5
07-08	9.4	12.0	4.5	90	85.1	84.0	17.6
08-09	8.3	9.0	4.3	143	85.8	84.0	20.7



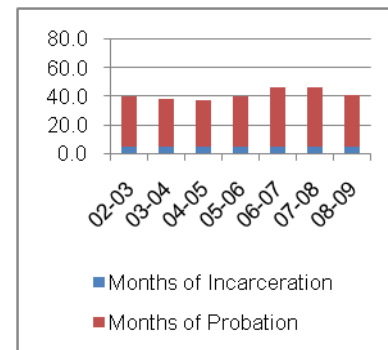
Average Sentence Length - Class D - All Offenders

Fiscal Year	Months of Incarceration			N	Months of Probation		
	Mean	Median	Standard Deviation		Mean	Median	Standard Deviation
02-03	4.6	3.3	3.5	808	36.5	34.4	18.6
03-04	4.7	3.6	3.6	1,002	35.0	35.0	15.1
04-05	4.7	3.7	3.4	978	33.3	30.0	14.1
05-06	4.8	3.7	3.7	1,137	35.8	36.0	17.9
06-07	5.1	4.0	3.9	1,561	42.2	36.0	26.8
07-08	4.9	3.9	4.0	1,815	42.8	36.0	31.2
08-09	4.5	3.3	3.5	1,934	37.8	36.0	18.4



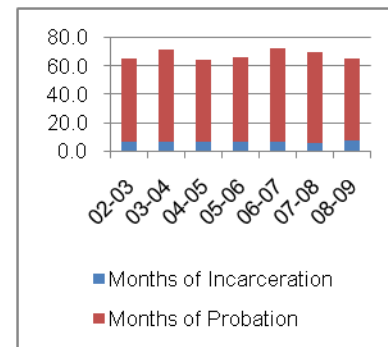
Average Sentence Length - Class D - Standard Offenders

Fiscal Year	Months of Incarceration			N	Months of Probation		
	Mean	Median	Standard Deviation		Mean	Median	Standard Deviation
02-03	4.5	3.3	3.4	768	35.5	34.0	18.0
03-04	4.6	3.3	3.6	958	33.7	34.0	13.5
04-05	4.6	3.5	3.3	934	32.2	30.0	12.9
05-06	4.7	3.3	3.6	1,095	34.8	34.0	16.8
06-07	4.9	3.9	3.8	1,475	40.8	36.0	26.2
07-08	4.9	3.7	3.9	1,717	41.4	36.0	30.1
08-09	4.3	3.0	3.4	1,826	36.3	36.0	16.6



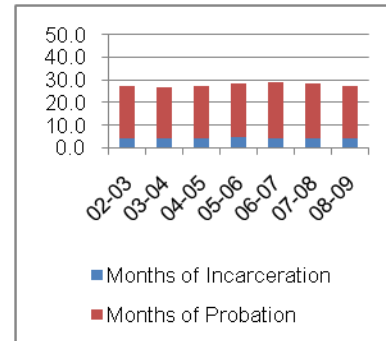
Average Sentence Length - Class D - Multiple Offenders

Fiscal Year	Months of Incarceration			N	Months of Probation		
	Mean	Median	Standard Deviation		Mean	Median	Standard Deviation
02-03	6.7	6.0	4.1	35	58.6	57.0	15.5
03-04	6.6	6.0	4.1	40	65.0	60.0	17.2
04-05	6.6	5.9	4.1	41	57.7	60.0	15.0
05-06	6.9	5.9	4.6	37	58.9	48.0	18.1
06-07	7.0	6.9	4.4	77	65.2	60.0	21.8
07-08	5.9	4.5	4.9	83	63.6	60.0	39.2
08-09	7.4	6.0	3.6	86	57.3	48.0	19.2



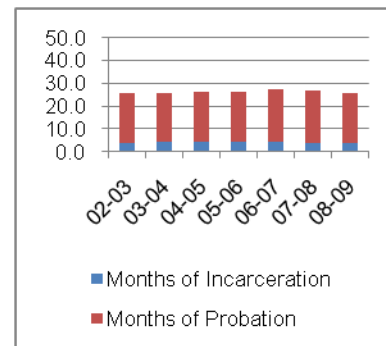
Average Sentence Length - Class E - All Offenders

Fiscal Year	Months of Incarceration			N	Months of Probation		
	Mean	Median	Standard Deviation		Mean	Median	Standard Deviation
02-03	4.1	3.9	2.6	1,506	23.0	22.3	14.4
03-04	4.2	4.0	2.8	1,457	22.7	22.0	13.6
04-05	4.3	4.0	2.8	1,588	22.9	23.0	13.6
05-06	4.6	3.9	3.4	2,019	23.6	24.0	16.1
06-07	4.3	3.3	3.3	2,414	24.8	24.0	17.3
07-08	4.1	3.0	3.1	2,337	24.4	24.0	15.7
08-09	4.0	3.0	3.3	2,530	23.3	23.6	13.4



Average Sentence Length - Class E - Standard Offenders

Fiscal Year	Months of Incarceration			N	Months of Probation		
	Mean	Median	Standard Deviation		Mean	Median	Standard Deviation
02-03	4.0	3.9	2.6	1,393	21.8	22.0	13.8
03-04	4.1	3.9	2.7	1,376	21.7	21.0	13.1
04-05	4.3	4.0	2.8	1,477	21.8	21.0	13.0
05-06	4.4	3.9	3.2	1,847	22.0	23.0	13.6
06-07	4.1	3.0	3.1	2,184	23.3	24.0	16.8
07-08	4.0	3.0	3.1	2,122	22.7	23.0	14.6
08-09	3.8	3.0	3.2	2,283	21.6	23.0	11.8



Average Sentence Length - Class E - Multiple Offenders

Fiscal Year	Months of Incarceration			N	Months of Probation		
	Mean	Median	Standard Deviation		Mean	Median	Standard Deviation
02-03	5.7	6.0	2.7	94	35.1	36.0	7.9
03-04	6.4	6.0	3.8	76	37.4	36.0	10.9
04-05	5.6	6.0	3.0	97	35.1	36.0	10.2
05-06	6.9	5.9	4.0	160	38.5	36.0	27.0
06-07	5.2	4.9	3.3	190	35.3	36.0	14.0
07-08	5.1	4.0	3.6	168	37.7	36.0	13.8
08-09	5.7	5.1	3.6	202	35.8	36.0	13.5

