

2008

State of Tennessee

Annual Juvenile Court Statistical Report

Bristol Breakdown

TABLE OF CONTENTS

Report Numbers Listed Below are shown at the Bottom of each Report, followed by the Report Page Number

	Report Number
Juvenile Court Referral Process	
Chart – The Juvenile Court Referral Process	1
Chart – Delinquent, Dependent/Neglect/Abuse, and Status/Unruly Referrals	2
Chart – Referrals by Type of Offense	3
Chart – Referrals for Status/Unruly Offenses	4
Children and Referral Counts by Race and Sex	
Table – Children with Delinquent Referrals by Race and Sex	5
Table – Children with Status/Unruly Referrals by Race and Sex	5
Table – Children with Dependency/Neglect/Abuse Allegations by Race and Sex	5
Table – Referrals Delinquent Referrals by Race and Sex	6
Table – Referrals Status/Unruly Referrals by Race and Sex	6
Table – Referrals Dependency/Neglect/Abuse Allegations by Race and Sex	6
Table/Chart – Referrals by Age Group, Race and Sex	7
Table/Chart – Children Referred by Age, Race and Sex	8
Table/Chart – Children Referred by Race and Sex	9
Table/Chart – Children of Hispanic Origin by Race and Sex	10
Table – Referrals by Type of Offense, Age Group, Race and Sex	11
Living Arrangement of the Child at Time of Referral	
Table/Chart – Living Arrangement at Time of Referral by Race and Sex	12
School Status of Individual Children at Time of Referral to Juvenile Court	
Table – Last Grade Completed by Children by Race and Sex	13
Table – Children Enrolled in School	13
Table – Children Enrolled in Special Education	13
Referral Information by Race, Sex and Class of Referral/Offense	
Table/Chart – Class of Referrals by Race and Sex	14
Table - Referrals by Class and Type of Offense by Race and Sex	15
Referral Reasons by Type, Race and Sex	
Table – Referral Reasons by Type of Offense, Race and Sex	16
Table – Top 4 Referral Reasons by Sex and Race	17
Table – Top 4 Referral Reasons by Sex, Race and Type of Offense	18
Source of Referrals to the Juvenile Court	
Table – Source of Referrals by Race and Sex	19
Table – Six Most Frequent Referral Reasons by Source, Race and Sex	20
Table – Source of Referrals by Type of Offense, Race and Sex	21
Children Referred with Weapons Charges	
Table/Chart – Children Referred for Unlawful Carrying/Possession of a Weapon by Age, Race and Sex	22
Table/Chart – Children Referred for Carrying Weapons on School Property	23
Intake Actions at Referral	
Table/Chart – Intake Actions at Referral by Race and Sex	24
Table/Chart – Intake Actions of Referrals by Class of Offense, Race and Sex	25

TABLE OF CONTENTS


Report Numbers Listed Below are shown at the Bottom of each Report, followed by the Report Page Number

	Report Number
Detention Statistics at Referral	
Table – Detention Statistics at Referral by Individual Child by Race and Sex	26
Table – Detention Statistics at Referral by Individual Case	26
Table – Placement After Secure Detention Hearing by Individual Child by Race and Sex	27
Table – Placement After Secure Detention Hearing by Individual Case	27
Dispositional Procedures	
Table – Procedures used to Dispose or Adjust All Referrals	28
Table – Referrals Disposed by Formal Adjudicatory Proceedings	28
Table – Referrals Disposed by Other Actions	28
Formal and Informal Actions	
Table/Chart – Formal and Informal Actions by Race and Sex	29
Table – Formal and Informal Actions by Type of Offense, Race and Sex	30
Table – Formal and Informal Actions by Class of Referral, Race and Sex	31
Children Transferred to Adult Court	
Table/Chart – Children Transferred to Adult Court by Age, Race and Sex	32
Outcomes by Type of Disposition	
Table – Outcomes by Type of Disposition, Race and Sex	33
Juvenile Court Referrals Disposed County-Wide Based on Number of Referrals	
Table/Chart – Breakdown of Referrals by Court Personnel Executing the Action	34

**TENNESSEE COUNCIL OF JUVENILE AND FAMILY COURT JUDGES
2008 BRISTOL JUVENILE COURT STATISTICAL DATA**

The Juvenile Court Referral Process for CY 2008

Delinquent 618	Status 223	Dependency and Neglect 79	Other Violations 5	Special Proceedings 231	Parentage 73	Other 48
--------------------------	----------------------	-------------------------------------	------------------------------	-----------------------------------	------------------------	--------------------



Parents, Victims, School, Relatives, State Dept, etc.
585

Law Enforcement
692

Pretrial Diversion, Informal Adjustment
624

Court Actions
1,277

Transfer to Adult Court Hearing
0

Charges Cleared By Transfer to Adult Court
0

Formal Adjudications
274

Special Proceeding
181


Review Concluded
99



Case Held Open
55

Juvenile Court System Outcomes / Dispositions
2,090

Other
44




Formal
143



General
1,455



Special Proceedings
304

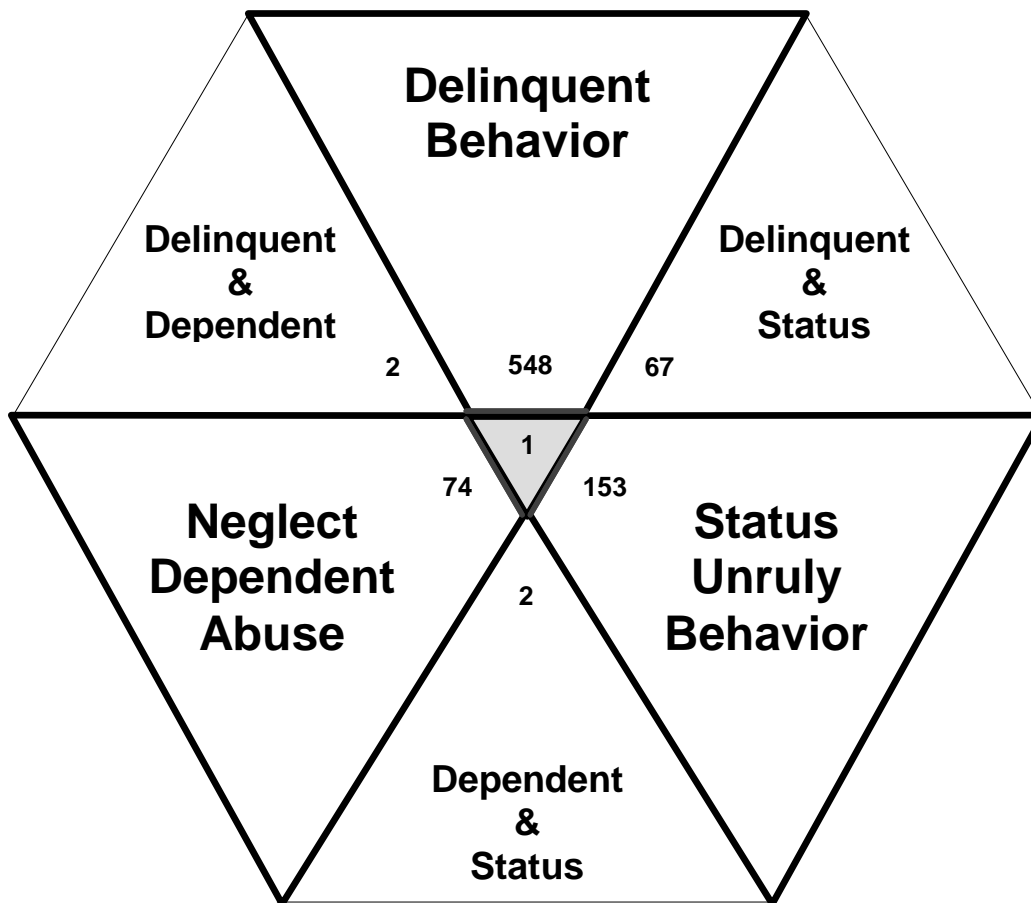


Other
188

**TENNESSEE COUNCIL OF JUVENILE AND FAMILY COURT JUDGES
2008 BRISTOL JUVENILE COURT STATISTICAL DATA**

Delinquent, Dependent/Neglect/Abuse, and Status/Unruly Referrals for CY 2008

Total = 847



The remaining referrals are for:
Custody, Visitation, Paternity/Legitimation, Child Support,
Special Procedures and Other Referrals

Each child may be counted
in more than one category

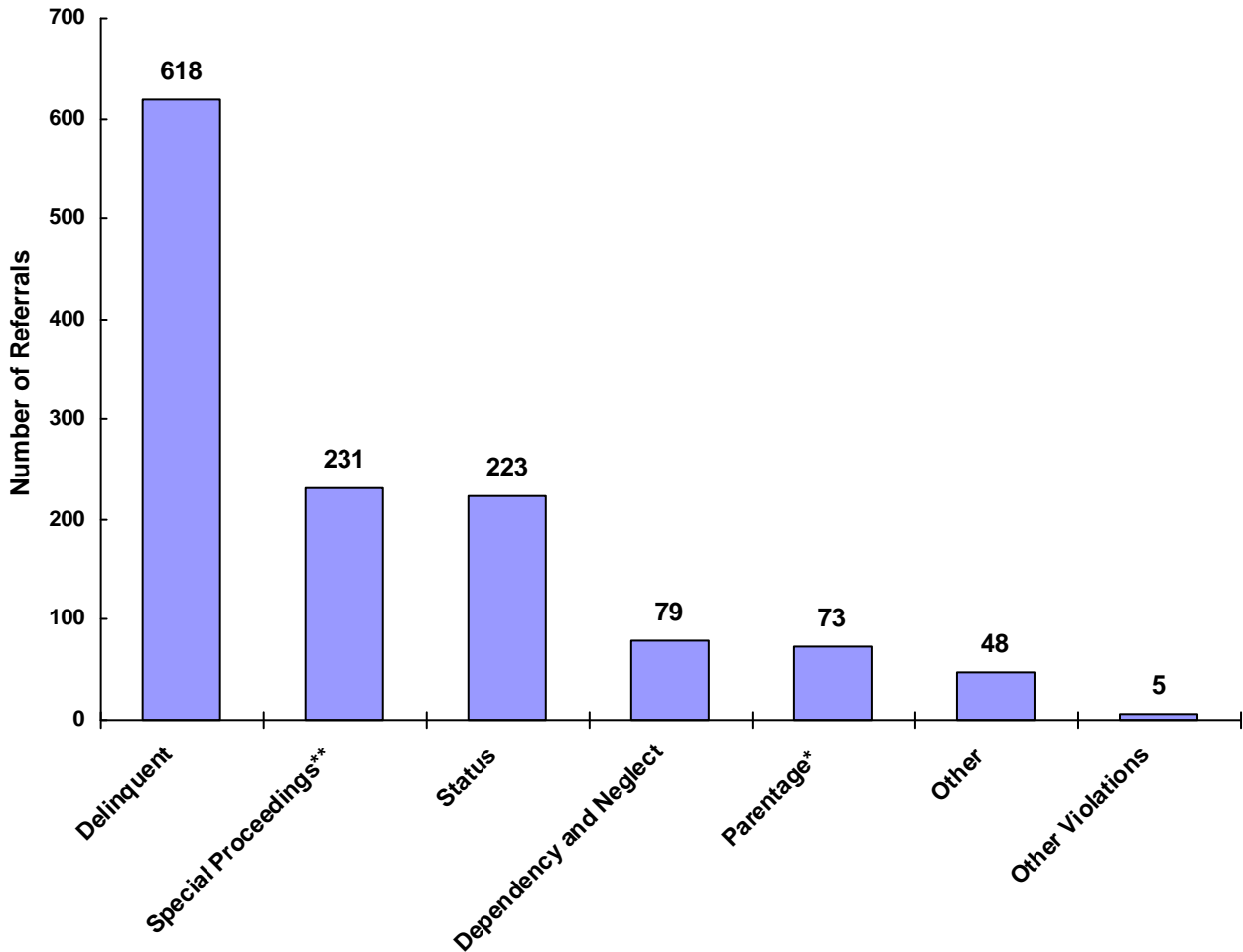
Total number of individual children for ALL referrals
disposed by juvenile courts during CY 2008 equals 701

Children can have referrals in multiple categories. The drawing above shows that in the year 2008 there were 548 referrals to Bristol Juvenile Court for children with only delinquent offenses, 153 for those with only status/unruly behavior, and 74 for children with neglect, dependent or abuse referrals during the calendar year. There were 67 referrals for children that had a delinquent AND a status/unruly referral. There were 2 referrals for children with both delinquent behavior AND a neglect, dependent or abuse allegation. There were 2 referrals for children that had both a status/unruly referral AND a neglect, dependent or abuse allegation. Also, there were 1 referrals for children that had a delinquent referral, a status/unruly referral AND a neglect, dependent or abuse allegation.

TENNESSEE COUNCIL OF JUVENILE AND FAMILY COURT JUDGES
2008 BRISTOL JUVENILE COURT STATISTICAL DATA

Referrals by Type of Offense in CY 2008

Total Referrals = 1,277



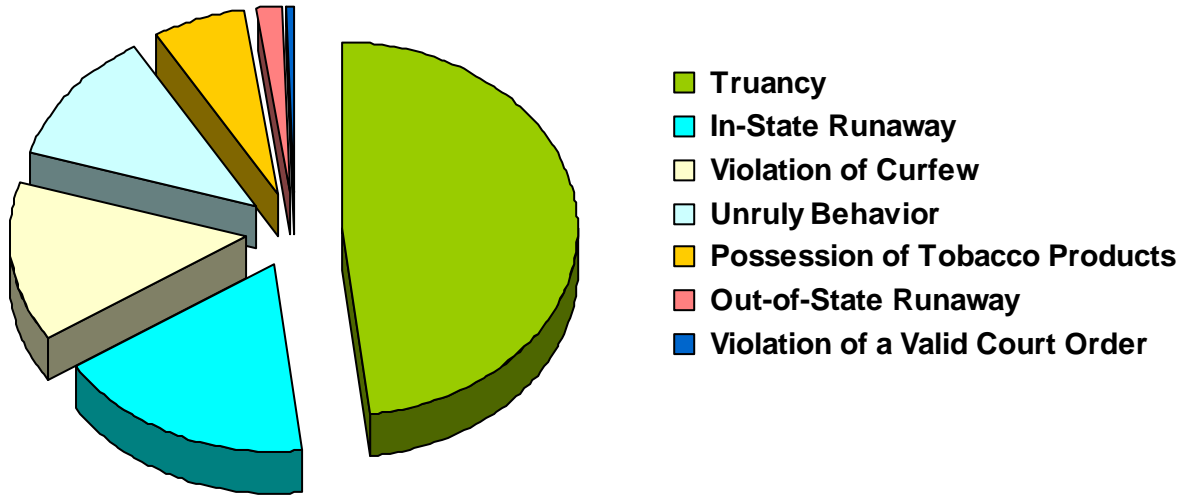
* Parentage includes: Custody, Visitation, Paternity/Legitimation and Child Support
**Special Proceedings include: Judicial Review, Administrative Review, Foster Care Review, Request for Medical Treatment and Consent to Marry

Information from the Juvenile Court represents a total of 701 children and 1,155 cases that were reported to the TCJFCJ.

A Status offense is an offense committed by a child that if committed by an adult, would not be considered an offense or unlawful act. An example of this is smoking when not legally an adult.

**TENNESSEE COUNCIL OF JUVENILE AND FAMILY COURT JUDGES
2008 BRISTOL JUVENILE COURT STATISTICAL DATA**

**Referrals for Status/Unruly Offenses in CY 2008
Total Status/Unruly Referrals = 223**



Referral Reason	Count	Percent
Truancy	107	47.98%
In-State Runaway	40	17.94%
Violation of Curfew	31	13.90%
Unruly Behavior	26	11.66%
Possession of Tobacco Products	14	6.28%
Out-of-State Runaway	4	1.79%
Violation of a Valid Court Order	1	0.45%
Total	223	

**TENNESSEE COUNCIL OF JUVENILE AND FAMILY COURT JUDGES
2008 BRISTOL JUVENILE COURT STATISTICAL DATA**

Children* with Delinquent Referrals by Race and Sex for CY 2008

	White	African American	Native American	Asian	Mixed Race	Unknown Race	Total
Male	257	18	0	0	0	0	275
Female	164	4	0	0	0	0	168
Unknown Sex	0	0	0	0	0	0	
Totals	421	22	0	0	0	0	443

Children* with Status/Unruly Referrals by Race and Sex for CY 2008

	White	African American	Native American	Asian	Mixed Race	Unknown Race	Total
Male	104	4	0	0	0	0	108
Female	68	3	0	0	0	1	72
Unknown Sex	0	0	0	0	0	0	
Totals	172	7	0	0	0	1	180

Children* with Dependency/Neglect/Abuse Allegations by Race and Sex for CY 2008

	White	African American	Native American	Asian	Mixed Race	Unknown Race	Total
Male	26	1	0	0	3	1	31
Female	24	1	0	0	4	0	29
Unknown Sex	0	0	0	0	0	0	
Totals	50	2	0	0	7	1	60

* A child may be counted in more than one category

**TENNESSEE COUNCIL OF JUVENILE AND FAMILY COURT JUDGES
2008 BRISTOL JUVENILE COURT STATISTICAL DATA**

Delinquent Referrals by Race and Sex for CY 2008

	White	African American	Native American	Asian	Mixed Race	Unknown Race	Total
Male	390	22	0	0	0	0	412
Female	200	6	0	0	0	0	206
Unknown Sex	0	0	0	0	0	0	0
Totals	590	28	0	0	0	0	618

Status/Unruly Referrals by Race and Sex for CY 2008

	White	African American	Native American	Asian	Mixed Race	Unknown Race	Total
Male	128	4	0	0	0	0	132
Female	87	3	0	0	0	1	91
Unknown Sex	0	0	0	0	0	0	0
Totals	215	7	0	0	0	1	223

Dependency/Neglect/Abuse Allegations by Race and Sex for CY 2008

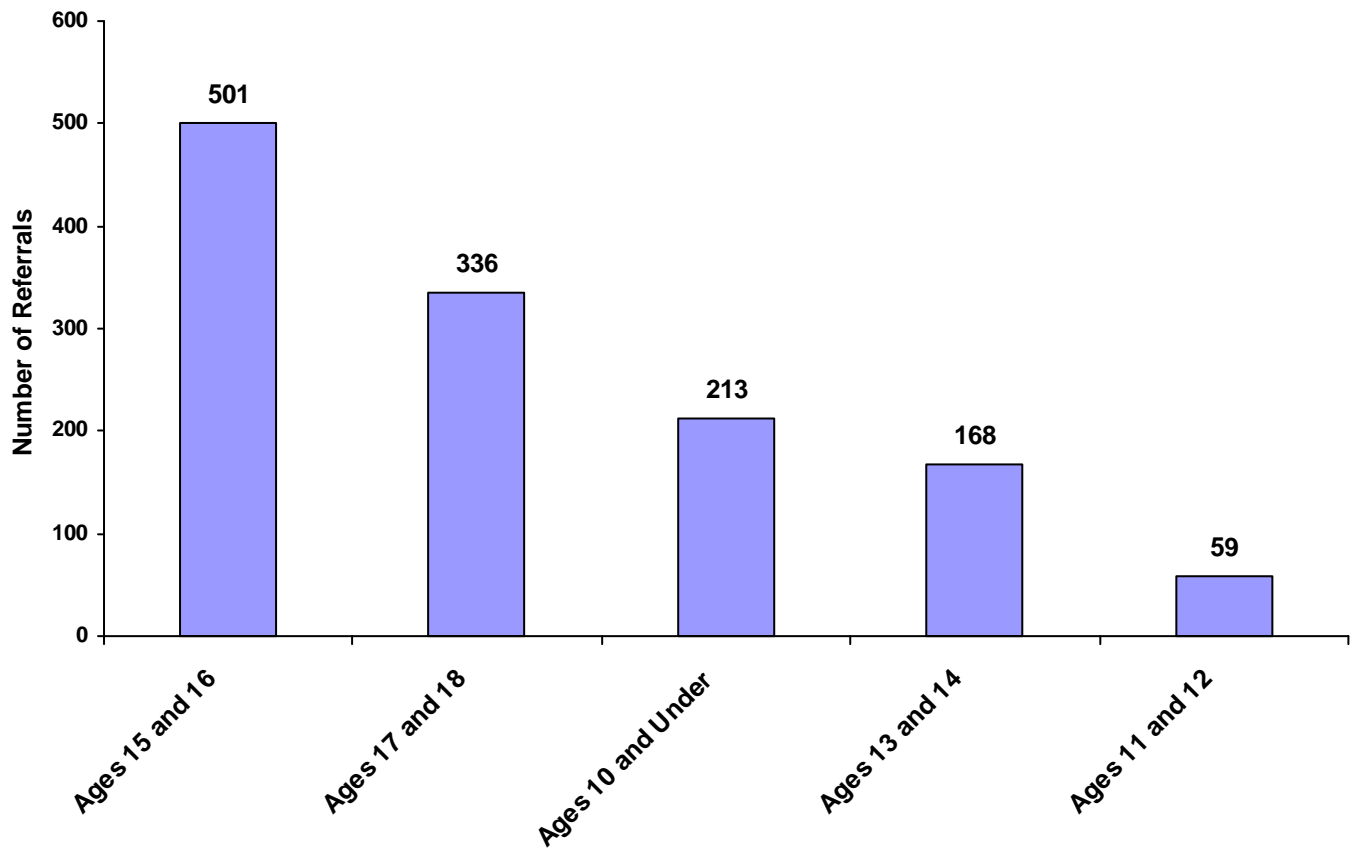
	White	African American	Native American	Asian	Mixed Race	Unknown Race	Total
Male	40	1	0	0	4	1	46
Female	28	1	0	0	4	0	33
Unknown Sex	0	0	0	0	0	0	0
Totals	68	2	0	0	8	1	79

**TENNESSEE COUNCIL OF JUVENILE AND FAMILY COURT JUDGES
2008 BRISTOL JUVENILE COURT STATISTICAL DATA**

Referrals by Age Group, Race and Sex for CY 2008

	White Male	African American Male	Other Race Male	White Female	African American Female	Other Race Female	Unknown Race or Sex	Total	% of Total Referrals
Birth through Age 10	100	4	7	81	10	8	3	213	16.68%
Ages 11 and 12	43	3	0	10	1	2	0	59	4.62%
Ages 13 and 14	99	9	0	55	0	0	5	168	13.16%
Ages 15 and 16	315	10	0	171	4	0	1	501	39.23%
Ages 17 and 18	184	5	0	142	5	0	0	336	26.31%
All Age Group Totals	741	31	7	459	20	10	9	1,277	

Total Referrals by Age Group

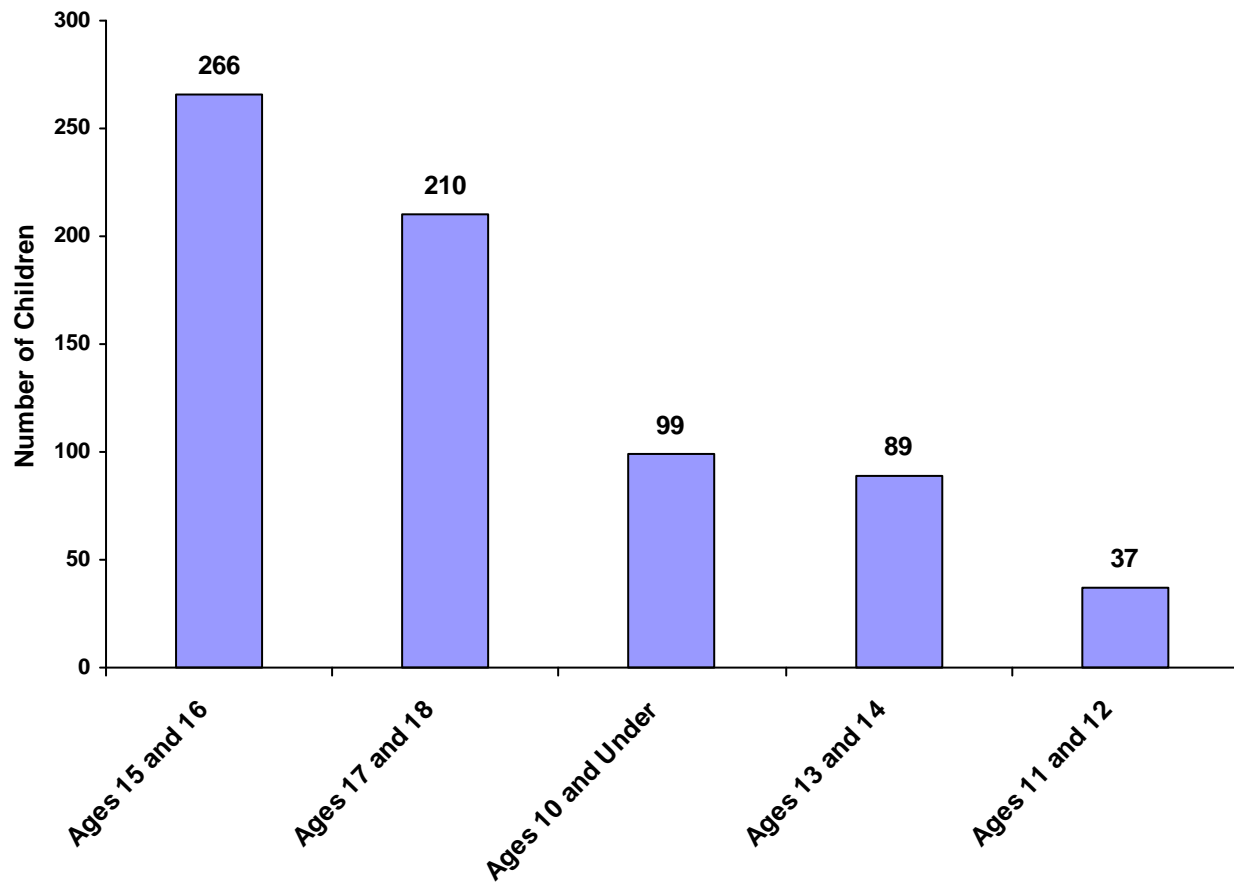


**TENNESSEE COUNCIL OF JUVENILE AND FAMILY COURT JUDGES
2008 BRISTOL JUVENILE COURT STATISTICAL DATA**

Children Referred by Age Group, Race and Sex for CY 2008

	White Male	African American Male	Other Race Male	White Female	African American Female	Other Race Female	Unknown Race or Sex	Total	% of All Children Referred
Ages 10 and Under	48	2	3	39	3	3	1	99	14.12%
Ages 11 through 12	26	2	0	7	1	1	0	37	5.28%
Ages 13 through 14	50	6	0	32	0	0	1	89	12.70%
Ages 15 through 16	147	8	0	107	3	0	1	266	37.95%
Ages 17 through 18	112	5	0	90	3	0	0	210	29.96%
Ages 19 and Over	0	0	0	0	0	0	0	0	0.00%
Total	383	23	3	275	10	4	3	701	

Total Children by Age Group

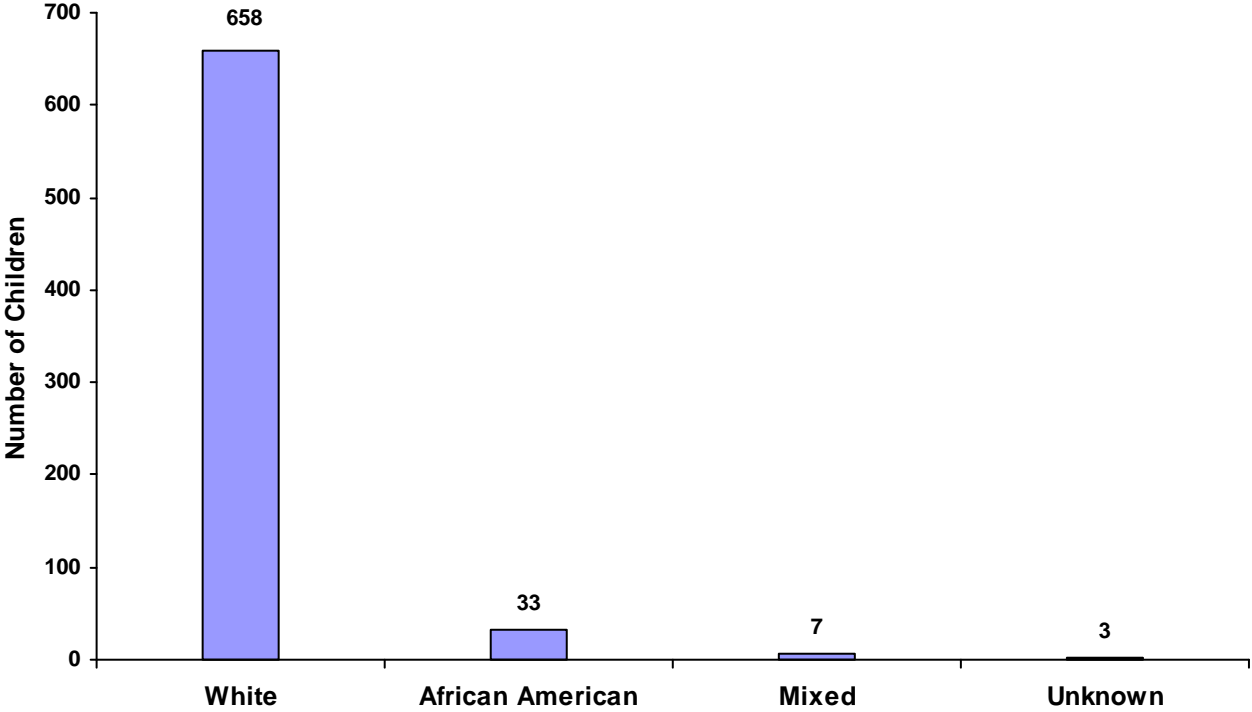


**TENNESSEE COUNCIL OF JUVENILE AND FAMILY COURT JUDGES
2008 BRISTOL JUVENILE COURT STATISTICAL DATA**

Children Referred by Race and Sex for CY 2008

Race	Male	Female	Unknown	Total
White	383	275	0	658
African American	23	10	0	33
Native American	0	0	0	0
Asian	0	0	0	0
Mixed	3	4	0	7
Unknown	1	2	0	3
Total	410	291	0	701

Total Children by Race

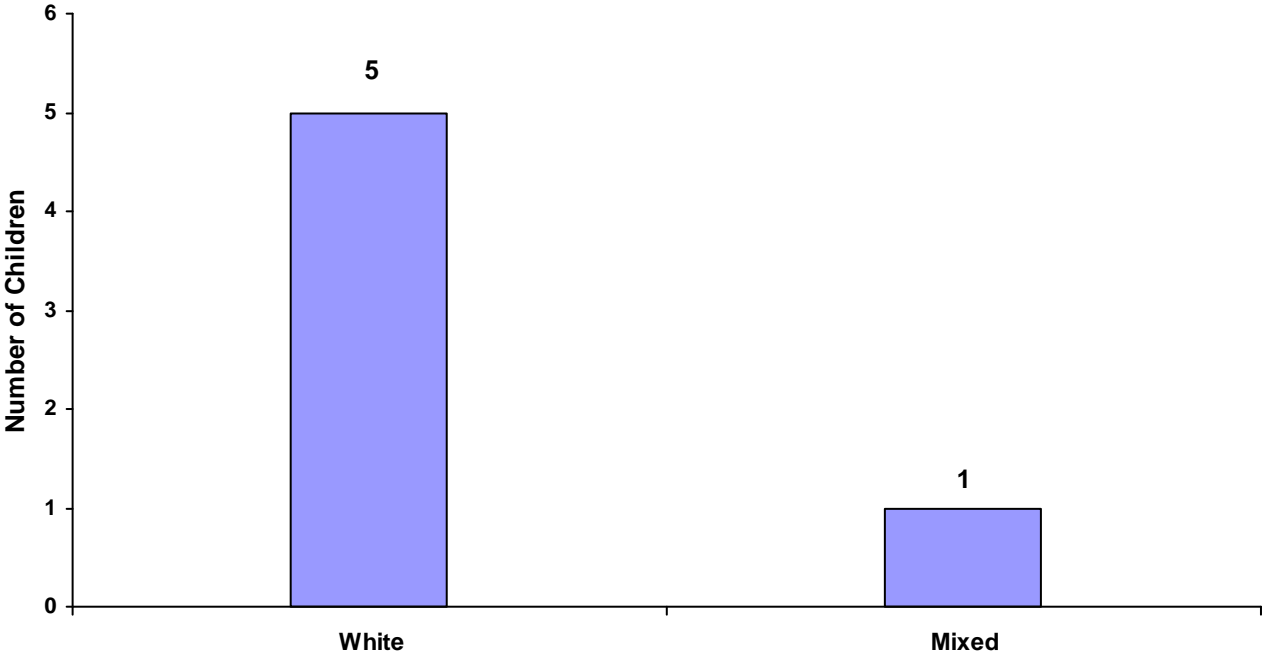


**TENNESSEE COUNCIL OF JUVENILE AND FAMILY COURT JUDGES
2008 BRISTOL JUVENILE COURT STATISTICAL DATA**

Children of Hispanic Origin by Race and Sex for CY 2008

Race	Male	Female	Unknown	Total
White	2	3	0	5
African American	0	0	0	0
Native American	0	0	0	0
Asian	0	0	0	0
Mixed	1	0	0	1
Unknown	0	0	0	0
Total	3	3	0	6

Total Children of Hispanic Origin by Race



**TENNESSEE COUNCIL OF JUVENILE AND FAMILY COURT JUDGES
2008 BRISTOL JUVENILE COURT STATISTICAL DATA**

Referrals by Type of Offense, Age Group, Race and Sex for CY 2008

	White Male	African American Male	Other Race Male	White Female	African American Female	Other Race Female	Unknown Race or Sex	Total
Delinquent								
Ages 10 and Under	3	0	0	1	0	0	0	4
Ages 11 through 12	17	2	0	1	0	0	0	20
Ages 13 through 14	57	7	0	15	0	0	0	79
Ages 15 through 16	182	8	0	82	2	0	0	274
Ages 17 through 18	131	5	0	101	4	0	0	241
Ages 19 and Over	0	0	0	0	0	0	0	0
Total	390	22	0	200	6	0	0	618
Status								
Ages 10 and Under	3	0	0	1	0	0	0	4
Ages 11 through 12	5	1	0	3	0	0	0	9
Ages 13 through 14	29	1	0	19	0	0	0	49
Ages 15 through 16	65	2	0	45	2	0	1	115
Ages 17 through 18	26	0	0	19	1	0	0	46
Ages 19 and Over	0	0	0	0	0	0	0	0
Total	128	4	0	87	3	0	1	223
Dependency and Neglect								
Ages 10 and Under	21	1	4	20	1	3	0	50
Ages 11 through 12	5	0	0	1	0	1	0	7
Ages 13 through 14	2	0	0	2	0	0	1	5
Ages 15 through 16	12	0	0	3	0	0	0	15
Ages 17 through 18	0	0	0	2	0	0	0	2
Ages 19 and Over	0	0	0	0	0	0	0	0
Total	40	1	4	28	1	4	1	79
Other Violations								
Ages 10 and Under	0	0	0	0	0	0	0	0
Ages 11 through 12	0	0	0	0	0	0	0	0
Ages 13 through 14	0	0	0	1	0	0	0	1
Ages 15 through 16	2	0	0	1	0	0	0	3
Ages 17 through 18	1	0	0	0	0	0	0	1
Ages 19 and Over	0	0	0	0	0	0	0	0
Total	3	0	0	2	0	0	0	5

**TENNESSEE COUNCIL OF JUVENILE AND FAMILY COURT JUDGES
2008 BRISTOL JUVENILE COURT STATISTICAL DATA**

Referrals by Type of Offense, Age Group, Race and Sex for CY 2008

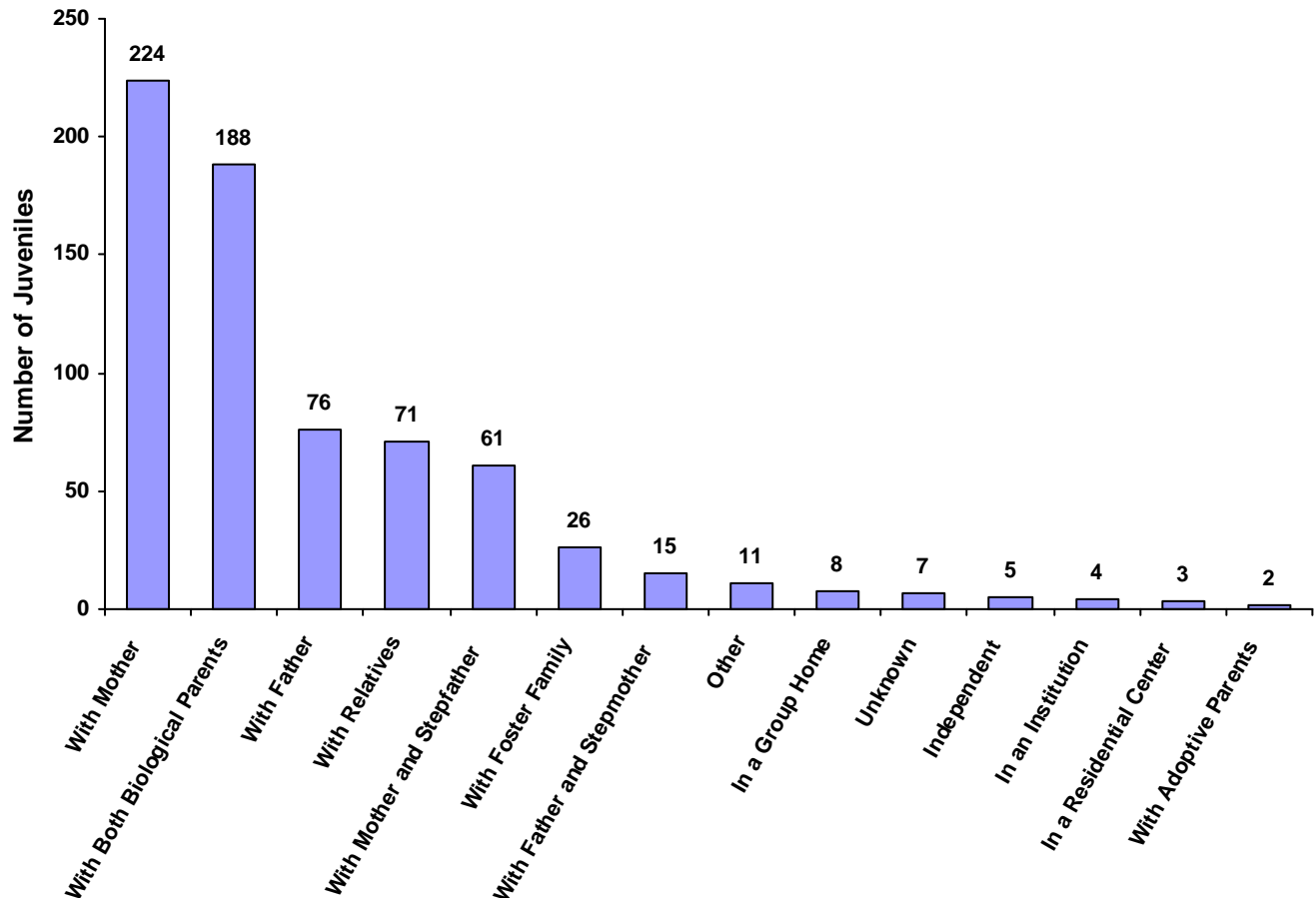
	White Male	African American Male	Other Race Male	White Female	African American Female	Other Race Female	Unknown Race or Sex	Total
Special Proceedings								
Ages 10 and Under	65	3	3	48	9	5	3	136
Ages 11 through 12	13	0	0	5	1	1	0	20
Ages 13 through 14	9	1	0	15	0	0	4	29
Ages 15 through 16	41	0	0	36	0	0	0	77
Ages 17 through 18	23	0	0	19	0	0	0	42
Ages 19 and Over	0	0	0	0	0	0	0	0
Total	151	4	3	123	10	6	7	304
Other								
Ages 10 and Under	8	0	0	11	0	0	0	19
Ages 11 through 12	3	0	0	0	0	0	0	3
Ages 13 through 14	2	0	0	3	0	0	0	5
Ages 15 through 16	13	0	0	4	0	0	0	17
Ages 17 through 18	3	0	0	1	0	0	0	4
Ages 19 and Over	0	0	0	0	0	0	0	0
Total	29	0	0	19	0	0	0	48
Grand Total	741	31	7	459	20	10	9	1,277

**TENNESSEE COUNCIL OF JUVENILE AND FAMILY COURT JUDGES
2008 BRISTOL JUVENILE COURT STATISTICAL DATA**

Living Arrangement of Juveniles by Race and Sex for CY 2008

	White Male	African American Male	Other Race Male	White Female	African American Female	Other Race Female	Unknown Race or Sex	Total	% of All Children Referred
With Both Biological Parents	103	4	0	76	5	0	0	188	26.82%
With Father and Stepmother	5	2	0	8	0	0	0	15	2.14%
With Mother and Stepfather	34	1	0	26	0	0	0	61	8.70%
With Mother	127	10	1	80	3	1	2	224	31.95%
With Father	43	5	0	27	1	0	0	76	10.84%
With Relatives	36	0	1	30	1	2	1	71	10.13%
With Adoptive Parents	2	0	0	0	0	0	0	2	0.29%
With Foster Family	15	1	0	9	0	1	0	26	3.71%
In a Group Home	6	0	0	2	0	0	0	8	1.14%
In a Residential Center	2	0	0	1	0	0	0	3	0.43%
In an Institution	4	0	0	0	0	0	0	4	0.57%
Independent	1	0	0	4	0	0	0	5	0.71%
Unknown	2	0	0	5	0	0	0	7	1.00%
Other	3	0	1	7	0	0	0	11	1.57%
Totals	383	23	3	275	10	4	3	701	

Living Arrangement of Juveniles



**TENNESSEE COUNCIL OF JUVENILE AND FAMILY COURT JUDGES
2008 BRISTOL JUVENILE COURT STATISTICAL DATA**

Last Grade Completed by Children by Race and Sex for CY 2008

	White Male	African American Male	Other Race Male	White Female	African American Female	Other Race Female	Unknown Race or Sex	Total	% of All Children Referred
Too Young for School	29	0	2	11	2	2	0	46	6.56%
Preschool	1	0	0	6	0	0	0	7	1.00%
Kindergarten	4	0	0	1	0	0	0	5	0.71%
1st Grade	4	0	0	4	0	0	1	9	1.28%
2nd Grade	1	0	0	1	0	0	0	2	0.29%
3rd Grade	5	0	1	1	0	1	0	8	1.14%
4th Grade	5	0	0	1	0	0	0	6	0.86%
5th Grade	7	0	0	4	0	0	0	11	1.57%
6th Grade	20	4	0	11	0	1	1	37	5.28%
7th Grade	33	2	0	15	0	0	0	50	7.13%
8th Grade	57	2	0	33	0	0	0	92	13.12%
9th Grade	55	4	0	24	2	0	0	85	12.13%
10th Grade	79	4	0	79	3	0	1	166	23.68%
11th Grade	58	3	0	41	0	0	0	102	14.55%
12th Grade	1	0	0	0	1	0	0	2	0.29%
Non-Graded Special Ed	0	0	0	0	0	0	0	0	0.00%
GED	4	0	0	3	0	0	0	7	1.00%
Graduated	6	1	0	11	0	0	0	18	2.57%
Never Attended School	1	0	0	0	0	0	0	1	0.14%
Unknown	13	3	0	29	2	0	0	47	6.70%
Other	0	0	0	0	0	0	0	0	0.00%
Totals	383	23	3	275	10	4	3	701	

Children Enrolled in School

	Children	% of All Children
Enrolled	609	86.88%
Not Enrolled	79	11.27%
Unknown	13	1.85%
	701	

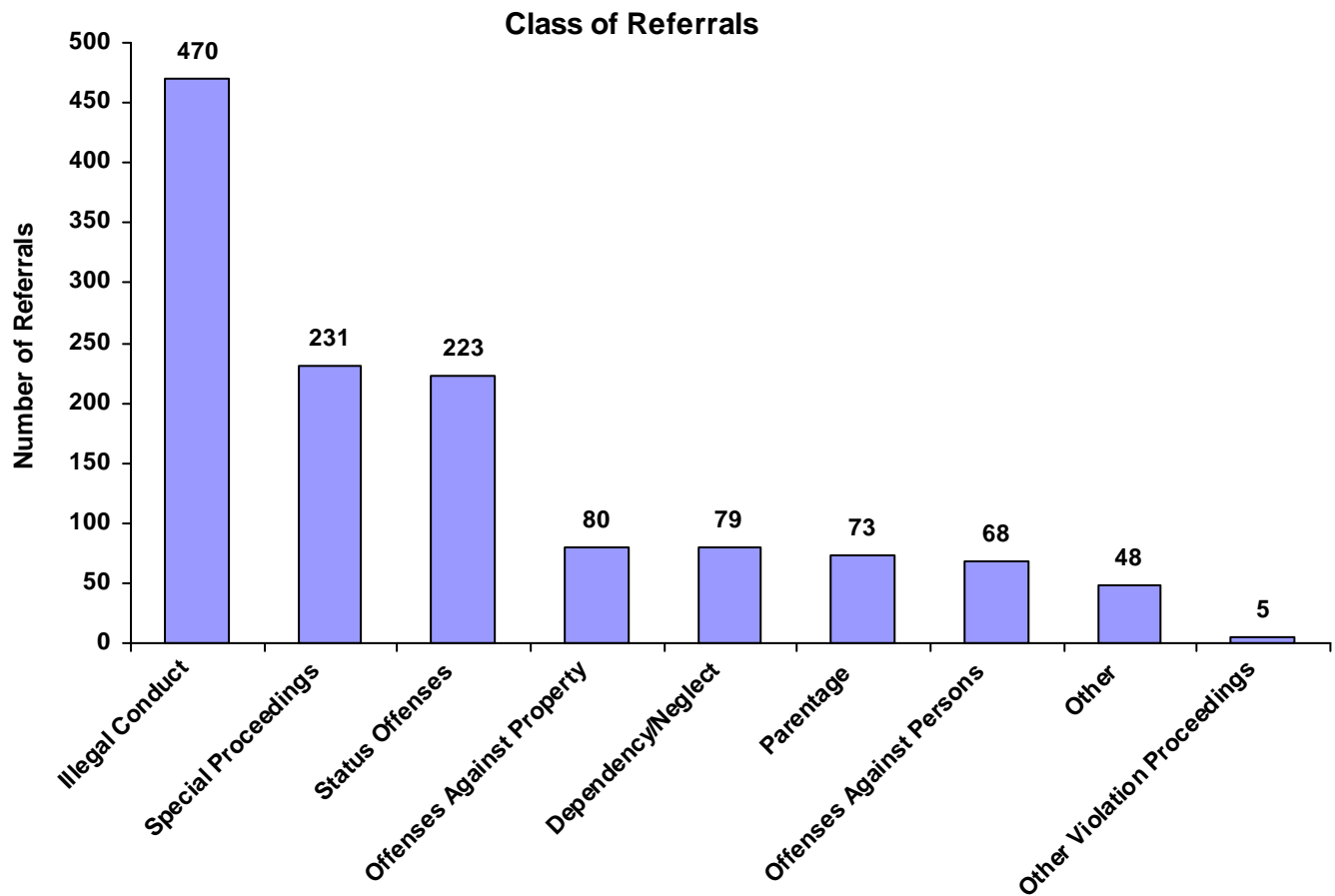
Children Enrolled in Special Education

	Children	% of All Children
Enrolled	56	7.99%
Not Enrolled	607	86.59%
Unknown	38	5.42%
	701	

**TENNESSEE COUNCIL OF JUVENILE AND FAMILY COURT JUDGES
2008 BRISTOL JUVENILE COURT STATISTICAL DATA**

Class of Referrals by Race and Sex for CY 2008

	White Male	African American Male	Other Race Male	White Female	African American Female	Other Race Female	Unknown Race or Sex	Total	% of Total Referrals
Offenses Against Persons	53	4	0	11	0	0	0	68	5.32%
Offenses Against Property	61	3	0	16	0	0	0	80	6.26%
Illegal Conduct	276	15	0	173	6	0	0	470	36.81%
Status Offenses	128	4	0	87	3	0	1	223	17.46%
Dependency/Neglect	40	1	4	28	1	4	1	79	6.19%
Other Violation Proceedings	3	0	0	2	0	0	0	5	0.39%
Parentage	41	2	2	22	2	3	1	73	5.72%
Special Proceedings	110	2	1	101	8	3	6	231	18.09%
Other	29	0	0	19	0	0	0	48	3.76%
Totals	741	31	7	459	20	10	9	1,277	



**TENNESSEE COUNCIL OF JUVENILE AND FAMILY COURT JUDGES
2008 BRISTOL JUVENILE COURT STATISTICAL DATA**

Referrals by Class and Type Of Offense by Race and Sex for CY 2008

	White Male	African American Male	Other Race Male	White Female	African American Female	Other Race Female	Unknown Race or Sex	Total
<u>Offenses Against Persons</u>								
Assault	38	3	0	10	0	0	0	51
Other Sexual Offenses	7	1	0	0	0	0	0	8
Aggravated Assault	5	0	0	0	0	0	0	5
Vehicular Homicide	1	0	0	1	0	0	0	2
Reckless Endangerment	2	0	0	0	0	0	0	2
Criminal Homicide	0	0	0	0	0	0	0	0
1st Degree Murder	0	0	0	0	0	0	0	0
2nd Degree Murder	0	0	0	0	0	0	0	0
Aggravated Rape	0	0	0	0	0	0	0	0
Rape of a Child	0	0	0	0	0	0	0	0
Aggravated Vehicular Homicide	0	0	0	0	0	0	0	0
Esp. Aggravated Robbery	0	0	0	0	0	0	0	0
Esp. Aggravated Kidnapping	0	0	0	0	0	0	0	0
Aggravated Robbery	0	0	0	0	0	0	0	0
Aggravated Kidnapping	0	0	0	0	0	0	0	0
Aggravated Child Abuse / Neglect	0	0	0	0	0	0	0	0
Aggravated Sexual Battery	0	0	0	0	0	0	0	0
Rape	0	0	0	0	0	0	0	0
Voluntary Manslaughter	0	0	0	0	0	0	0	0
Sexual Abuse of a Child	0	0	0	0	0	0	0	0
Robbery	0	0	0	0	0	0	0	0
Criminally Negligent Homicide	0	0	0	0	0	0	0	0
Attempted Crime Against a Person	0	0	0	0	0	0	0	0
Totals	53	4	0	11	0	0	0	68
<u>Offenses Against Property</u>								
Theft of Property	23	2	0	12	0	0	0	37
Vandalism	28	0	0	2	0	0	0	30
Burglary	4	1	0	0	0	0	0	5
Unauthorized Use of a Vehicle	2	0	0	2	0	0	0	4
Aggravated Burglary	2	0	0	0	0	0	0	2
Forgery	1	0	0	0	0	0	0	1
Cruelty to Animals	1	0	0	0	0	0	0	1
Aggravated Arson	0	0	0	0	0	0	0	0
Arson	0	0	0	0	0	0	0	0
Worthless Checks	0	0	0	0	0	0	0	0
Illegal Poss/Use of Credit/Debit Cards	0	0	0	0	0	0	0	0
Totals	61	3	0	16	0	0	0	80

**TENNESSEE COUNCIL OF JUVENILE AND FAMILY COURT JUDGES
2008 BRISTOL JUVENILE COURT STATISTICAL DATA**

Referrals by Class and Type Of Offense by Race and Sex for CY 2008

	White Male	African American Male	Other Race Male	White Female	African American Female	Other Race Female	Unknown Race or Sex	Total
<u>Illegal Conduct</u>								
Traffic	149	7	0	132	6	0	0	294
Possession/Consumption of Alcohol	21	0	0	16	0	0	0	37
Local Ordinances	23	3	0	1	0	0	0	27
Violation of Probation	18	0	0	3	0	0	0	21
Disorderly Conduct	14	0	0	3	0	0	0	17
Possession of Controlled Substances	12	1	0	2	0	0	0	15
Other Drug Offenses	10	1	0	2	0	0	0	13
Criminal Trespass	8	0	0	2	0	0	0	10
Resist Stop/Frisk/Halt/Arrest/Search	5	2	0	1	0	0	0	8
Harassment	5	1	0	1	0	0	0	7
Filing a False Police Report	4	0	0	3	0	0	0	7
Public Intoxication	3	0	0	3	0	0	0	6
Evading Arrest	3	0	0	0	0	0	0	3
Contempt of Court	1	0	0	1	0	0	0	2
Escape	0	0	0	1	0	0	0	1
Driving Under Influence (DUI)	0	0	0	1	0	0	0	1
Criminal Impersonation	0	0	0	1	0	0	0	1
Sale of Controlled Substances	0	0	0	0	0	0	0	0
Criminal Attempt	0	0	0	0	0	0	0	0
Carrying Weapons on School Property	0	0	0	0	0	0	0	0
Unlawful Carrying / Poss of a Weapon	0	0	0	0	0	0	0	0
Aggravated Criminal Trespass	0	0	0	0	0	0	0	0
Failure to Appear	0	0	0	0	0	0	0	0
Gambling	0	0	0	0	0	0	0	0
Violation of Wildlife Regulations	0	0	0	0	0	0	0	0
Violation of Aftercare	0	0	0	0	0	0	0	0
Totals	276	15	0	173	6	0	0	470
<u>Status Offenses</u>								
Truancy	62	0	0	42	2	0	1	107
In-State Runaway	19	1	0	20	0	0	0	40
Violation of Curfew	22	1	0	7	1	0	0	31
Unruly Behavior	11	1	0	14	0	0	0	26
Possession of Tobacco Products	11	1	0	2	0	0	0	14
Out-of-State Runaway	2	0	0	2	0	0	0	4
Violation of a Valid Court Order	1	0	0	0	0	0	0	1
Totals	128	4	0	87	3	0	1	223
<u>Dependency/Neglect</u>								
Dependency / Neglect	32	1	4	26	1	4	1	69
Termination of Parental Rights	8	0	0	2	0	0	0	10
Sexually Abused Child	0	0	0	0	0	0	0	0
Physically Abused Child	0	0	0	0	0	0	0	0
Totals	40	1	4	28	1	4	1	79

**TENNESSEE COUNCIL OF JUVENILE AND FAMILY COURT JUDGES
2008 BRISTOL JUVENILE COURT STATISTICAL DATA**

Referrals by Class and Type Of Offense by Race and Sex for CY 2008

	White Male	African American Male	Other Race Male	White Female	African American Female	Other Race Female	Unknown Race or Sex	Total
<u>Other Violation Proceedings</u>								
Violation of Pretrial Diversion	3	0	0	2	0	0	0	5
Violation of Informal Adjustment	0	0	0	0	0	0	0	0
Totals	3	0	0	2	0	0	0	5
<u>Parentage</u>								
Custody	29	2	2	17	2	3	1	56
Visitation	6	0	0	3	0	0	0	9
Paternity / Legitimation	6	0	0	0	0	0	0	6
Child Support	0	0	0	2	0	0	0	2
Totals	41	2	2	22	2	3	1	73
<u>Special Proceedings</u>								
Judicial Review	90	2	1	84	8	2	5	192
Foster Care Review	17	0	0	13	0	1	1	32
Administrative Review	3	0	0	4	0	0	0	7
Request for Medical Treatment	0	0	0	0	0	0	0	0
Consent to Marry	0	0	0	0	0	0	0	0
Totals	110	2	1	101	8	3	6	231
<u>Other</u>								
Other	29	0	0	19	0	0	0	48
Totals	29	0	0	19	0	0	0	48
All Referral Totals	741	31	7	459	20	10	9	1,277

**TENNESSEE COUNCIL OF JUVENILE AND FAMILY COURT JUDGES
2008 BRISTOL JUVENILE COURT STATISTICAL DATA**

Referral Reasons by Type of Offense, Race and Sex for CY 2008

	White Male	African American Male	Other Race Male	White Female	African American Female	Other Race Female	Unknown Race or Sex	Total
Delinquent								
Traffic	149	7	0	132	6	0	0	294
Assault	38	3	0	10	0	0	0	51
Theft of Property	23	2	0	12	0	0	0	37
Possession/Consumption of Alcohol	21	0	0	16	0	0	0	37
Vandalism	28	0	0	2	0	0	0	30
Local Ordinances	23	3	0	1	0	0	0	27
Violation of Probation	18	0	0	3	0	0	0	21
Disorderly Conduct	14	0	0	3	0	0	0	17
Possession of Controlled Substances	12	1	0	2	0	0	0	15
Other Drug Offenses	10	1	0	2	0	0	0	13
Criminal Trespass	8	0	0	2	0	0	0	10
Other Sexual Offenses	7	1	0	0	0	0	0	8
Resist Stop/Frisk/Halt/Arrest/Search	5	2	0	1	0	0	0	8
Harassment	5	1	0	1	0	0	0	7
Filing a False Police Report	4	0	0	3	0	0	0	7
Public Intoxication	3	0	0	3	0	0	0	6
Aggravated Assault	5	0	0	0	0	0	0	5
Burglary	4	1	0	0	0	0	0	5
Unauthorized Use of a Vehicle	2	0	0	2	0	0	0	4
Evading Arrest	3	0	0	0	0	0	0	3
Vehicular Homicide	1	0	0	1	0	0	0	2
Reckless Endangerment	2	0	0	0	0	0	0	2
Aggravated Burglary	2	0	0	0	0	0	0	2
Contempt of Court	1	0	0	1	0	0	0	2
Forgery	1	0	0	0	0	0	0	1
Cruelty to Animals	1	0	0	0	0	0	0	1
Escape	0	0	0	1	0	0	0	1
Driving Under Influence (DUI)	0	0	0	1	0	0	0	1
Criminal Impersonation	0	0	0	1	0	0	0	1
Criminal Homicide	0	0	0	0	0	0	0	0
1st Degree Murder	0	0	0	0	0	0	0	0
2nd Degree Murder	0	0	0	0	0	0	0	0
Aggravated Rape	0	0	0	0	0	0	0	0
Rape of a Child	0	0	0	0	0	0	0	0
Aggravated Vehicular Homicide	0	0	0	0	0	0	0	0
Esp. Aggravated Robbery	0	0	0	0	0	0	0	0
Esp. Aggravated Kidnapping	0	0	0	0	0	0	0	0
Aggravated Robbery	0	0	0	0	0	0	0	0
Aggravated Kidnapping	0	0	0	0	0	0	0	0
Aggravated Child Abuse / Neglect	0	0	0	0	0	0	0	0
Aggravated Sexual Battery	0	0	0	0	0	0	0	0
Rape	0	0	0	0	0	0	0	0
Voluntary Manslaughter	0	0	0	0	0	0	0	0
Sexual Abuse of a Child	0	0	0	0	0	0	0	0
Robbery	0	0	0	0	0	0	0	0
Criminally Negligent Homicide	0	0	0	0	0	0	0	0
Attempted Crime Against a Person	0	0	0	0	0	0	0	0
Aggravated Arson	0	0	0	0	0	0	0	0
Arson	0	0	0	0	0	0	0	0
Worthless Checks	0	0	0	0	0	0	0	0
Illegal Poss/Use of Credit/Debit Cards	0	0	0	0	0	0	0	0
Sale of Controlled Substances	0	0	0	0	0	0	0	0

**TENNESSEE COUNCIL OF JUVENILE AND FAMILY COURT JUDGES
2008 BRISTOL JUVENILE COURT STATISTICAL DATA**

Referral Reasons by Type of Offense, Race and Sex for CY 2008

	White Male	African American Male	Other Race Male	White Female	African American Female	Other Race Female	Unknown Race or Sex	Total
<u>Delinquent</u>								
Criminal Attempt	0	0	0	0	0	0	0	0
Carrying Weapons on School Property	0	0	0	0	0	0	0	0
Unlawful Carrying / Poss of a Weapon	0	0	0	0	0	0	0	0
Aggravated Criminal Trespass	0	0	0	0	0	0	0	0
Failure to Appear	0	0	0	0	0	0	0	0
Gambling	0	0	0	0	0	0	0	0
Violation of Wildlife Regulations	0	0	0	0	0	0	0	0
Violation of Aftercare	0	0	0	0	0	0	0	0
Totals	390	22	0	200	6	0	0	618
<u>Status</u>								
Truancy	62	0	0	42	2	0	1	107
In-State Runaway	19	1	0	20	0	0	0	40
Violation of Curfew	22	1	0	7	1	0	0	31
Unruly Behavior	11	1	0	14	0	0	0	26
Possession of Tobacco Products	11	1	0	2	0	0	0	14
Out-of-State Runaway	2	0	0	2	0	0	0	4
Violation of a Valid Court Order	1	0	0	0	0	0	0	1
Totals	128	4	0	87	3	0	1	223
<u>Dependency and Neglect</u>								
Dependency / Neglect	32	1	4	26	1	4	1	69
Termination of Parental Rights	8	0	0	2	0	0	0	10
Sexually Abused Child	0	0	0	0	0	0	0	0
Physically Abused Child	0	0	0	0	0	0	0	0
Totals	40	1	4	28	1	4	1	79
<u>Other Violations</u>								
Violation of Pretrial Diversion	3	0	0	2	0	0	0	5
Violation of Informal Adjustment	0	0	0	0	0	0	0	0
Totals	3	0	0	2	0	0	0	5
<u>Special Proceedings</u>								
Judicial Review	90	2	1	84	8	2	5	192
Custody	29	2	2	17	2	3	1	56
Foster Care Review	17	0	0	13	0	1	1	32
Visitation	6	0	0	3	0	0	0	9
Administrative Review	3	0	0	4	0	0	0	7
Paternity / Legitimation	6	0	0	0	0	0	0	6
Child Support	0	0	0	2	0	0	0	2
Request for Medical Treatment	0	0	0	0	0	0	0	0
Consent to Marry	0	0	0	0	0	0	0	0
Totals	151	4	3	123	10	6	7	304
<u>Other</u>								
Other	29	0	0	19	0	0	0	48
Totals	29	0	0	19	0	0	0	48
All Referral Totals	741	31	7	459	20	10	9	1,277

**TENNESSEE COUNCIL OF JUVENILE AND FAMILY COURT JUDGES
2008 BRISTOL JUVENILE COURT STATISTICAL DATA**

Top 4 Referral Reasons by Race and Sex for CY 2008

Sex	Race	Referral Reason	Total
Male			
	White	1. Traffic	149
		2. Judicial Review	90
		3. Truancy	62
		4. Assault	38
	African American	1. Traffic	7
		2. Assault	3
		3. Local Ordinances	3
		4. Theft of Property	2
	Other Race	1. Dependency / Neglect	4
		2. Custody	2
		3. Judicial Review	1
Female			
	White	1. Traffic	132
		2. Judicial Review	84
		3. Truancy	42
		4. Dependency / Neglect	26
	African American	1. Judicial Review	8
		2. Traffic	6
		3. Truancy	2
		4. Custody	2
	Other Race	1. Dependency / Neglect	4
		2. Custody	3
		3. Judicial Review	2
		4. Foster Care Review	1
Unknown			
	Unknown	1. Judicial Review	5
		2. Truancy	1
		3. Custody	1
		4. Dependency / Neglect	1

**TENNESSEE COUNCIL OF JUVENILE AND FAMILY COURT JUDGES
2008 BRISTOL JUVENILE COURT STATISTICAL DATA**

Top 4 Referral Reasons by Race and Sex and by Type of Offense for CY 2008

Sex	Race	Referral Type	Referral Reason	Total
Male	White	Delinquent	1. Traffic	149
			2. Assault	38
			3. Vandalism	28
			4. Theft of Property	23
		Status	1. Truancy	62
			2. Violation of Curfew	22
			3. In-State Runaway	19
			4. Unruly Behavior	11
		Dependency and Neglect	1. Dependency / Neglect	32
			2. Termination of Parental Rights	8
		Other Violations	1. Violation of Pretrial Diversion	3
		Special Proceedings	1. Judicial Review	90
			2. Custody	29
			3. Foster Care Review	17
			4. Paternity / Legitimation	6
		Other	1. Other	29
Male	African American	Delinquent	1. Traffic	7
			2. Local Ordinances	3
			3. Assault	3
			4. Resist Stop/Frisk/Halt/Arrest/Search	2
		Status	1. Violation of Curfew	1
			2. In-State Runaway	1
			3. Possession of Tobacco Products	1
			4. Unruly Behavior	1
		Dependency and Neglect	1. Dependency / Neglect	1
		Special Proceedings	1. Judicial Review	2
2. Custody	2			
Male	Other Race	Dependency and Neglect	1. Dependency / Neglect	4
		Special Proceedings	1. Custody	2
			2. Judicial Review	1

**TENNESSEE COUNCIL OF JUVENILE AND FAMILY COURT JUDGES
2008 BRISTOL JUVENILE COURT STATISTICAL DATA**

Top 4 Referral Reasons by Race and Sex and by Type of Offense for CY 2008

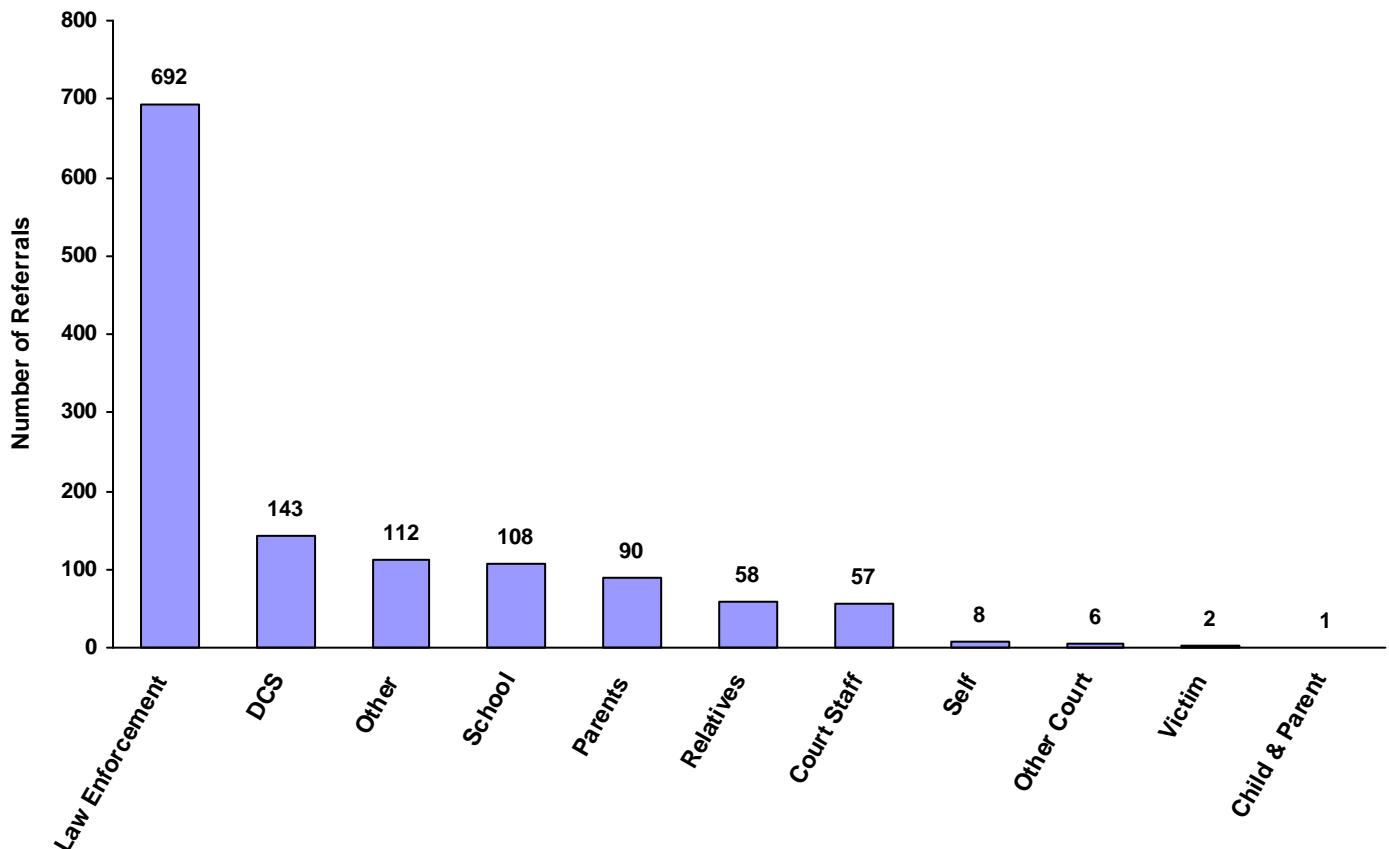
Sex	Race	Referral Type	Referral Reason	Total
Female	White	Delinquent	1. Traffic	132
			2. Possession/Consumption of Alcohol	16
			3. Theft of Property	12
			4. Assault	10
		Status	1. Truancy	42
			2. In-State Runaway	20
			3. Unruly Behavior	14
			4. Violation of Curfew	7
		Dependency and Neglect	1. Dependency / Neglect	26
			2. Termination of Parental Rights	2
		Other Violations	1. Violation of Pretrial Diversion	2
			Special Proceedings	1. Judicial Review
		2. Custody		17
		3. Foster Care Review		13
		4. Administrative Review		4
		Other	1. Other	19
<hr/>				
Female	African American	Delinquent	1. Traffic	6
			1. Truancy	2
		Status	2. Violation of Curfew	1
			1. Dependency / Neglect	1
		Dependency and Neglect	1. Judicial Review	8
			2. Custody	2
<hr/>				
Female	Other Race	Dependency and Neglect	1. Dependency / Neglect	4
			1. Custody	3
		Special Proceedings	2. Judicial Review	2
			3. Foster Care Review	1
<hr/>				
Unknown	Unknown	Status	1. Truancy	1
			1. Dependency / Neglect	1
		Dependency and Neglect	1. Judicial Review	5
			2. Custody	1
			3. Foster Care Review	1

**TENNESSEE COUNCIL OF JUVENILE AND FAMILY COURT JUDGES
2008 BRISTOL JUVENILE COURT STATISTICAL DATA**

Source of Referrals by Race and Sex for CY 2008

	White Male	African American Male	Other Race Male	White Female	African American Female	Other Race Female	Unknown Race or Sex	Total	% of Total Referrals
Law Enforcement	435	25	0	225	7	0	0	692	54.19%
Parents	38	3	0	48	1	0	0	90	7.05%
Relatives	27	0	2	23	0	6	0	58	4.54%
Self	5	0	0	3	0	0	0	8	0.63%
School	62	0	0	43	2	0	1	108	8.46%
CSA	0	0	0	0	0	0	0	0	0.00%
DCS	81	2	3	47	3	3	4	143	11.20%
Other State Department	0	0	0	0	0	0	0	0	0.00%
District Attorney's Office	0	0	0	0	0	0	0	0	0.00%
Court Staff	29	0	0	27	1	0	0	57	4.46%
Social Agency	0	0	0	0	0	0	0	0	0.00%
Other Court	4	0	0	2	0	0	0	6	0.47%
Victim	0	0	0	2	0	0	0	2	0.16%
Child & Parent	1	0	0	0	0	0	0	1	0.08%
Hospital	0	0	0	0	0	0	0	0	0.00%
Unknown	0	0	0	0	0	0	0	0	0.00%
Other	59	1	2	39	6	1	4	112	8.77%
Totals	741	31	7	459	20	10	9	1,277	

Total Source of Referrals



**TENNESSEE COUNCIL OF JUVENILE AND FAMILY COURT JUDGES
2008 BRISTOL JUVENILE COURT STATISTICAL DATA**

Six Most Frequent Referral Reasons by Source, Race and Sex for CY 2008

	White Male	African American Male	Other Race Male	White Female	African American Female	Other Race Female	Unknown Race or Sex	Total
<u>Law Enforcement</u>								
1. Traffic	149	7	0	132	6	0	0	294
2. Assault	37	3	0	8	0	0	0	48
3. Possession / Consumption of Alcohol	21	0	0	16	0	0	0	37
4. Theft of Property	23	2	0	11	0	0	0	36
5. In-State Runaway	18	1	0	16	0	0	0	35
6. Violation of Curfew	22	1	0	7	1	0	0	31
<u>Parents</u>								
1. Unruly Behavior	10	1	0	11	0	0	0	22
2. Judicial Review	3	1	0	14	0	0	0	18
3. Custody	10	1	0	5	1	0	0	17
4. Visitation	4	0	0	3	0	0	0	7
5. Paternity / Legitimation	6	0	0	0	0	0	0	6
6. Dependency / Neglect	2	0	0	3	0	0	0	5
<u>Relatives</u>								
1. Dependency / Neglect	10	0	1	6	0	3	0	20
2. Judicial Review	7	0	1	6	0	1	0	15
3. Custody	7	0	0	4	0	2	0	13
4. Other	0	0	0	4	0	0	0	4
5. Termination of Parental Rights	2	0	0	2	0	0	0	4
6. Unruly Behavior	0	0	0	1	0	0	0	1
<u>Self</u>								
1. Dependency / Neglect	2	0	0	2	0	0	0	4
2. Custody	2	0	0	0	0	0	0	2
3. Truancy	0	0	0	1	0	0	0	1
4. Visitation	1	0	0	0	0	0	0	1
5. NO REFERRAL SUBMITTED	0	0	0	0	0	0	0	0
<u>School</u>								
1. Truancy	62	0	0	41	2	0	1	106
2. Judicial Review	0	0	0	1	0	0	0	1
3. Violation of Probation	0	0	0	1	0	0	0	1
4. NO REFERRAL SUBMITTED	0	0	0	0	0	0	0	0
<u>Community Service Agencies</u>								
1. NO REFERRAL SUBMITTED	0	0	0	0	0	0	0	0
<u>Department of Children's Services</u>								
1. Judicial Review	39	0	0	23	1	1	2	66
2. Dependency / Neglect	13	1	2	11	1	1	1	30
3. Custody	5	1	1	5	1	1	1	15
4. Other	6	0	0	4	0	0	0	10
5. Foster Care Review	5	0	0	4	0	0	0	9
6. Violation of Probation	6	0	0	0	0	0	0	6

**TENNESSEE COUNCIL OF JUVENILE AND FAMILY COURT JUDGES
2008 BRISTOL JUVENILE COURT STATISTICAL DATA**

Six Most Frequent Referral Reasons by Source, Race and Sex for CY 2008

	White Male	African American Male	Other Race Male	White Female	African American Female	Other Race Female	Unknown Race or Sex	Total
<u>Other State Department</u>								
1. NO REFERRAL SUBMITTED	0	0	0	0	0	0	0	0
<u>District Attorney's Office</u>								
1. NO REFERRAL SUBMITTED	0	0	0	0	0	0	0	0
<u>Court Staff</u>								
1. Judicial Review	7	0	0	14	1	0	0	22
2. Violation of Probation	10	0	0	2	0	0	0	12
3. Foster Care Review	3	0	0	5	0	0	0	8
4. Administrative Review	2	0	0	4	0	0	0	6
5. Violation of Pretrial Diversion	3	0	0	2	0	0	0	5
6. Custody	1	0	0	0	0	0	0	1
<u>Social Agency</u>								
1. NO REFERRAL SUBMITTED	0	0	0	0	0	0	0	0
<u>Other Court</u>								
1. Other	1	0	0	1	0	0	0	2
2. Judicial Review	1	0	0	0	0	0	0	1
3. Other Drug Offenses	1	0	0	0	0	0	0	1
4. Theft of Property	0	0	0	1	0	0	0	1
5. Vandalism	1	0	0	0	0	0	0	1
6. NO REFERRAL SUBMITTED	0	0	0	0	0	0	0	0
<u>Victim</u>								
1. Assault	0	0	0	2	0	0	0	2
2. NO REFERRAL SUBMITTED	0	0	0	0	0	0	0	0
<u>Child & Parent</u>								
1. Judicial Review	1	0	0	0	0	0	0	1
2. NO REFERRAL SUBMITTED	0	0	0	0	0	0	0	0
<u>Hospital</u>								
1. NO REFERRAL SUBMITTED	0	0	0	0	0	0	0	0
<u>Unknown</u>								
1. NO REFERRAL SUBMITTED	0	0	0	0	0	0	0	0
<u>Other</u>								
1. Judicial Review	28	1	0	25	6	0	3	63
2. Other	13	0	0	4	0	0	0	17
3. Foster Care Review	9	0	0	4	0	1	1	15
4. Dependency / Neglect	4	0	1	4	0	0	0	9
5. Custody	2	0	1	2	0	0	0	5
6. Violation of Probation	2	0	0	0	0	0	0	2

**TENNESSEE COUNCIL OF JUVENILE AND FAMILY COURT JUDGES
2008 BRISTOL JUVENILE COURT STATISTICAL DATA**

Source of Referrals by Type of Offense, Race and Sex for CY 2008

	White Male	African American Male	Other Race Male	White Female	African American Female	Other Race Female	Unknown Race or Sex	Total
<u>Delinquent</u>								
Law Enforcement	368	22	0	192	6	0	0	588
Court Staff	10	0	0	2	0	0	0	12
DCS	6	0	0	0	0	0	0	6
Parents	2	0	0	2	0	0	0	4
Other Court	2	0	0	1	0	0	0	3
Other	2	0	0	0	0	0	0	2
Victim	0	0	0	2	0	0	0	2
School	0	0	0	1	0	0	0	1
Child & Parent	0	0	0	0	0	0	0	0
CSA	0	0	0	0	0	0	0	0
District Attorney's Office	0	0	0	0	0	0	0	0
Hospital	0	0	0	0	0	0	0	0
Other State Department	0	0	0	0	0	0	0	0
Relatives	0	0	0	0	0	0	0	0
Self	0	0	0	0	0	0	0	0
Social Agency	0	0	0	0	0	0	0	0
Unknown	0	0	0	0	0	0	0	0
Totals	390	22	0	200	6	0	0	618

<u>Status/Unruly</u>								
School	62	0	0	41	2	0	1	106
Law Enforcement	54	3	0	29	1	0	0	87
Parents	10	1	0	15	0	0	0	26
Court Staff	1	0	0	0	0	0	0	1
DCS	1	0	0	0	0	0	0	1
Relatives	0	0	0	1	0	0	0	1
Self	0	0	0	1	0	0	0	1
Child & Parent	0	0	0	0	0	0	0	0
CSA	0	0	0	0	0	0	0	0
District Attorney's Office	0	0	0	0	0	0	0	0
Hospital	0	0	0	0	0	0	0	0
Other	0	0	0	0	0	0	0	0
Other Court	0	0	0	0	0	0	0	0
Other State Department	0	0	0	0	0	0	0	0
Social Agency	0	0	0	0	0	0	0	0
Unknown	0	0	0	0	0	0	0	0
Victim	0	0	0	0	0	0	0	0
Totals	128	4	0	87	3	0	1	223

**TENNESSEE COUNCIL OF JUVENILE AND FAMILY COURT JUDGES
2008 BRISTOL JUVENILE COURT STATISTICAL DATA**

Source of Referrals by Type of Offense, Race and Sex for CY 2008

	White Male	African American Male	Other Race Male	White Female	African American Female	Other Race Female	Unknown Race or Sex	Total
<u>Dependency and Neglect</u>								
DCS	18	1	2	11	1	1	1	35
Relatives	12	0	1	8	0	3	0	24
Other	5	0	1	4	0	0	0	10
Parents	2	0	0	3	0	0	0	5
Self	2	0	0	2	0	0	0	4
Court Staff	1	0	0	0	0	0	0	1
Child & Parent	0	0	0	0	0	0	0	0
CSA	0	0	0	0	0	0	0	0
District Attorney's Office	0	0	0	0	0	0	0	0
Hospital	0	0	0	0	0	0	0	0
Law Enforcement	0	0	0	0	0	0	0	0
Other Court	0	0	0	0	0	0	0	0
Other State Department	0	0	0	0	0	0	0	0
School	0	0	0	0	0	0	0	0
Social Agency	0	0	0	0	0	0	0	0
Unknown	0	0	0	0	0	0	0	0
Victim	0	0	0	0	0	0	0	0
Totals	40	1	4	28	1	4	1	79

<u>Other Violations</u>								
Court Staff	3	0	0	2	0	0	0	5
Child & Parent	0	0	0	0	0	0	0	0
CSA	0	0	0	0	0	0	0	0
DCS	0	0	0	0	0	0	0	0
District Attorney's Office	0	0	0	0	0	0	0	0
Hospital	0	0	0	0	0	0	0	0
Law Enforcement	0	0	0	0	0	0	0	0
Other	0	0	0	0	0	0	0	0
Other Court	0	0	0	0	0	0	0	0
Other State Department	0	0	0	0	0	0	0	0
Parents	0	0	0	0	0	0	0	0
Relatives	0	0	0	0	0	0	0	0
School	0	0	0	0	0	0	0	0
Self	0	0	0	0	0	0	0	0
Social Agency	0	0	0	0	0	0	0	0
Unknown	0	0	0	0	0	0	0	0
Victim	0	0	0	0	0	0	0	0
Totals	3	0	0	2	0	0	0	5

**TENNESSEE COUNCIL OF JUVENILE AND FAMILY COURT JUDGES
2008 BRISTOL JUVENILE COURT STATISTICAL DATA**

Source of Referrals by Type of Offense, Race and Sex for CY 2008

	White Male	African American Male	Other Race Male	White Female	African American Female	Other Race Female	Unknown Race or Sex	Total
<u>Special Proceedings</u>								
DCS	50	1	1	32	2	2	3	91
Other	39	1	1	31	6	1	4	83
Parents	23	2	0	24	1	0	0	50
Court Staff	13	0	0	23	1	0	0	37
Relatives	15	0	1	10	0	3	0	29
Law Enforcement	6	0	0	2	0	0	0	8
Self	3	0	0	0	0	0	0	3
Child & Parent	1	0	0	0	0	0	0	1
Other Court	1	0	0	0	0	0	0	1
School	0	0	0	1	0	0	0	1
CSA	0	0	0	0	0	0	0	0
District Attorney's Office	0	0	0	0	0	0	0	0
Hospital	0	0	0	0	0	0	0	0
Other State Department	0	0	0	0	0	0	0	0
Social Agency	0	0	0	0	0	0	0	0
Unknown	0	0	0	0	0	0	0	0
Victim	0	0	0	0	0	0	0	0
Totals	151	4	3	123	10	6	7	304
<u>Other</u>								
Other	13	0	0	4	0	0	0	17
DCS	6	0	0	4	0	0	0	10
Law Enforcement	7	0	0	2	0	0	0	9
Parents	1	0	0	4	0	0	0	5
Relatives	0	0	0	4	0	0	0	4
Other Court	1	0	0	1	0	0	0	2
Court Staff	1	0	0	0	0	0	0	1
Child & Parent	0	0	0	0	0	0	0	0
CSA	0	0	0	0	0	0	0	0
District Attorney's Office	0	0	0	0	0	0	0	0
Hospital	0	0	0	0	0	0	0	0
Other State Department	0	0	0	0	0	0	0	0
School	0	0	0	0	0	0	0	0
Self	0	0	0	0	0	0	0	0
Social Agency	0	0	0	0	0	0	0	0
Unknown	0	0	0	0	0	0	0	0
Victim	0	0	0	0	0	0	0	0
Totals	29	0	0	19	0	0	0	48
All Referral Source Totals	741	31	7	459	20	10	9	1,277

**TENNESSEE COUNCIL OF JUVENILE AND FAMILY COURT JUDGES
2008 BRISTOL JUVENILE COURT STATISTICAL DATA**

**Children Referred for Unlawful Carrying/Possession of a Weapon for CY 2008
Total Children = 701**

	White Male	African American Male	Other Race Male	White Female	African American Female	Other Race Female	Unknown Race or Sex	Total	% of All Children Referred
Age Under 1	0	0	0	0	0	0	0	0	0.00%
Age 1	0	0	0	0	0	0	0	0	0.00%
Age 2	0	0	0	0	0	0	0	0	0.00%
Age 3	0	0	0	0	0	0	0	0	0.00%
Age 4	0	0	0	0	0	0	0	0	0.00%
Age 5	0	0	0	0	0	0	0	0	0.00%
Age 6	0	0	0	0	0	0	0	0	0.00%
Age 7	0	0	0	0	0	0	0	0	0.00%
Age 8	0	0	0	0	0	0	0	0	0.00%
Age 9	0	0	0	0	0	0	0	0	0.00%
Age 10	0	0	0	0	0	0	0	0	0.00%
Age 11	0	0	0	0	0	0	0	0	0.00%
Age 12	0	0	0	0	0	0	0	0	0.00%
Age 13	0	0	0	0	0	0	0	0	0.00%
Age 14	0	0	0	0	0	0	0	0	0.00%
Age 15	0	0	0	0	0	0	0	0	0.00%
Age 16	0	0	0	0	0	0	0	0	0.00%
Age 17	0	0	0	0	0	0	0	0	0.00%
Age 18	0	0	0	0	0	0	0	0	0.00%
Age 19 and Over	0	0	0	0	0	0	0	0	0.00%
Totals	0	0	0	0	0	0	0	0	

Total Children Referred for Unlawfully Carrying/Possessing Weapons

**TENNESSEE COUNCIL OF JUVENILE AND FAMILY COURT JUDGES
2008 BRISTOL JUVENILE COURT STATISTICAL DATA**

Children Referred for Carrying Weapons on School Property for CY 2008

Total Children = 701

	White Male	African American Male	Other Race Male	White Female	African American Female	Other Race Female	Unknown Race or Sex	Total	% of Children Referred
Age Under 1	0	0	0	0	0	0	0	0	0.00%
Age 1	0	0	0	0	0	0	0	0	0.00%
Age 2	0	0	0	0	0	0	0	0	0.00%
Age 3	0	0	0	0	0	0	0	0	0.00%
Age 4	0	0	0	0	0	0	0	0	0.00%
Age 5	0	0	0	0	0	0	0	0	0.00%
Age 6	0	0	0	0	0	0	0	0	0.00%
Age 7	0	0	0	0	0	0	0	0	0.00%
Age 8	0	0	0	0	0	0	0	0	0.00%
Age 9	0	0	0	0	0	0	0	0	0.00%
Age 10	0	0	0	0	0	0	0	0	0.00%
Age 11	0	0	0	0	0	0	0	0	0.00%
Age 12	0	0	0	0	0	0	0	0	0.00%
Age 13	0	0	0	0	0	0	0	0	0.00%
Age 14	0	0	0	0	0	0	0	0	0.00%
Age 15	0	0	0	0	0	0	0	0	0.00%
Age 16	0	0	0	0	0	0	0	0	0.00%
Age 17	0	0	0	0	0	0	0	0	0.00%
Age 18	0	0	0	0	0	0	0	0	0.00%
Age 19 and Over	0	0	0	0	0	0	0	0	0.00%
Totals	0	0	0	0	0	0	0	0	

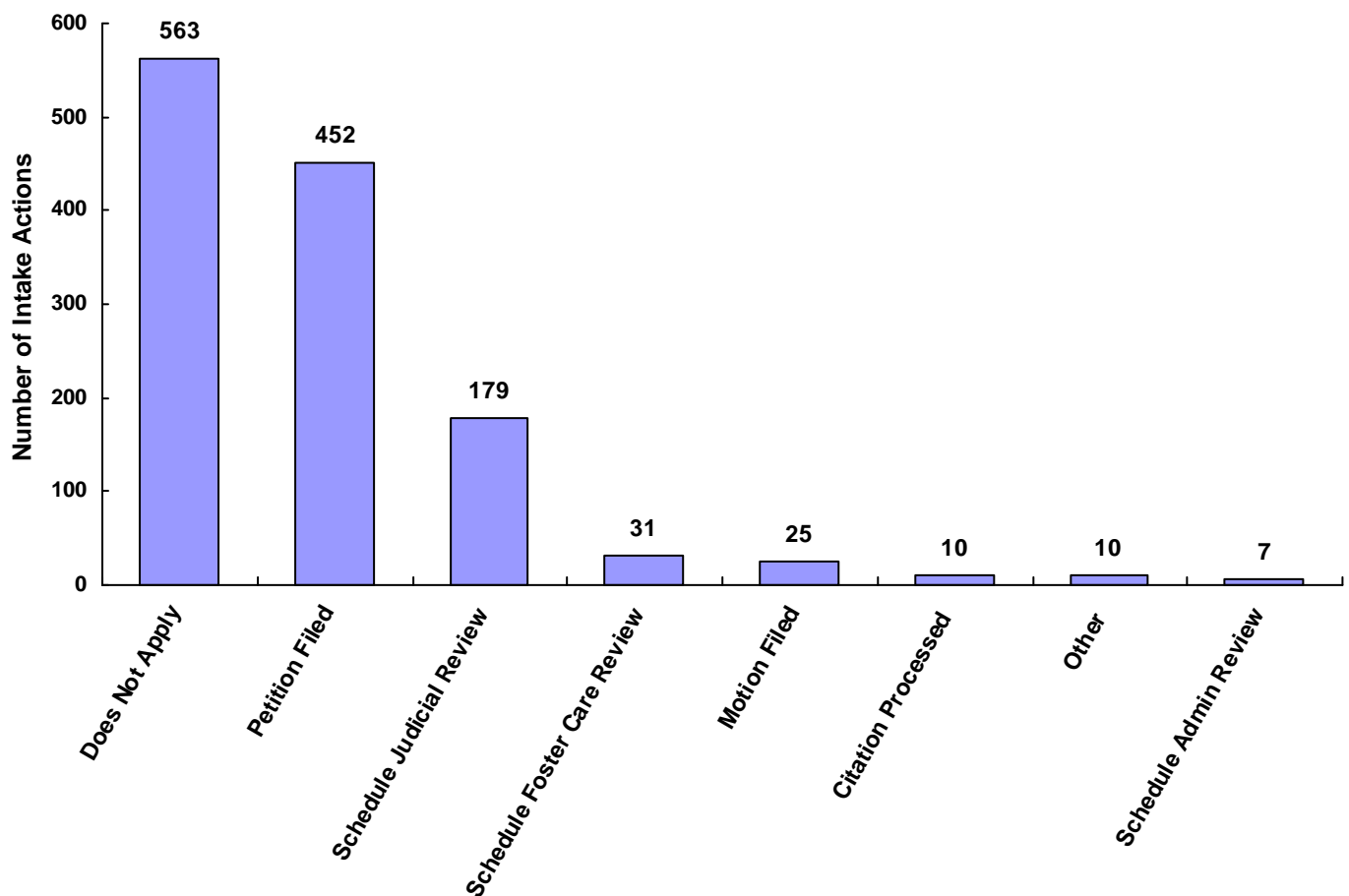
Total Children Referred for Carrying Weapons on School Property

**TENNESSEE COUNCIL OF JUVENILE AND FAMILY COURT JUDGES
2008 BRISTOL JUVENILE COURT STATISTICAL DATA**

Intake Actions at Referral by Race and Sex for CY 2008

	White Male	African American Male	Other Race Male	White Female	African American Female	Other Race Female	Unknown Race or Sex	Total	% of Total Referrals
Petition Filed	295	12	7	123	4	8	3	452	35.40%
Motion Filed	14	0	0	11	0	0	0	25	1.96%
Citation Processed	7	1	0	2	0	0	0	10	0.78%
Paternity Processed Notice	0	0	0	0	0	0	0	0	0.00%
Schedule Judicial Review	84	2	0	80	7	1	5	179	14.02%
Schedule Admin Review	3	0	0	4	0	0	0	7	0.55%
Schedule Foster Care Review	17	0	0	12	0	1	1	31	2.43%
Unknown	0	0	0	0	0	0	0	0	0.00%
Does Not Apply	313	16	0	225	9	0	0	563	44.09%
Other	8	0	0	2	0	0	0	10	0.78%
Totals	741	31	7	459	20	10	9	1,277	

Total Intake Actions at Referral



**TENNESSEE COUNCIL OF JUVENILE AND FAMILY COURT JUDGES
2008 BRISTOL JUVENILE COURT STATISTICAL DATA**

Intake Actions of Referrals by Class of Offense, Race and Sex for CY 2008

	White Male	African American Male	Other Race Male	White Female	African American Female	Other Race Female	Unknown Race or Sex	Total
<u>Offenses Against Persons</u>								
Petition Filed	38	3	0	7	0	0	0	48
Does Not Apply	15	1	0	4	0	0	0	20
Motion Filed	0	0	0	0	0	0	0	0
Citation Processed	0	0	0	0	0	0	0	0
Notification of Paternity Processed	0	0	0	0	0	0	0	0
Scheduling of Judicial Review	0	0	0	0	0	0	0	0
Scheduling of Administrative Review	0	0	0	0	0	0	0	0
Scheduling of Foster Care Review	0	0	0	0	0	0	0	0
Unknown	0	0	0	0	0	0	0	0
Other	0	0	0	0	0	0	0	0
Totals	53	4	0	11	0	0	0	68

<u>Offenses Against Property</u>								
Petition Filed	45	3	0	6	0	0	0	54
Does Not Apply	16	0	0	8	0	0	0	24
Scheduling of Judicial Review	0	0	0	1	0	0	0	1
Other	0	0	0	1	0	0	0	1
Motion Filed	0	0	0	0	0	0	0	0
Citation Processed	0	0	0	0	0	0	0	0
Notification of Paternity Processed	0	0	0	0	0	0	0	0
Scheduling of Administrative Review	0	0	0	0	0	0	0	0
Scheduling of Foster Care Review	0	0	0	0	0	0	0	0
Unknown	0	0	0	0	0	0	0	0
Totals	61	3	0	16	0	0	0	80

<u>Illegal Conduct</u>								
Does Not Apply	182	12	0	146	6	0	0	346
Petition Filed	87	2	0	25	0	0	0	114
Citation Processed	7	1	0	2	0	0	0	10
Motion Filed	0	0	0	0	0	0	0	0
Notification of Paternity Processed	0	0	0	0	0	0	0	0
Scheduling of Judicial Review	0	0	0	0	0	0	0	0
Scheduling of Administrative Review	0	0	0	0	0	0	0	0
Scheduling of Foster Care Review	0	0	0	0	0	0	0	0
Unknown	0	0	0	0	0	0	0	0
Other	0	0	0	0	0	0	0	0
Totals	276	15	0	173	6	0	0	470

**TENNESSEE COUNCIL OF JUVENILE AND FAMILY COURT JUDGES
2008 BRISTOL JUVENILE COURT STATISTICAL DATA**

Intake Actions of Referrals by Class of Offense, Race and Sex for CY 2008

	White Male	African American Male	Other Race Male	White Female	African American Female	Other Race Female	Unknown Race or Sex	Total
<u>Status Offenses</u>								
Does Not Apply	97	3	0	63	3	0	0	166
Petition Filed	31	1	0	23	0	0	1	56
Scheduling of Judicial Review	0	0	0	1	0	0	0	1
Motion Filed	0	0	0	0	0	0	0	0
Citation Processed	0	0	0	0	0	0	0	0
Notification of Paternity Processed	0	0	0	0	0	0	0	0
Scheduling of Administrative Review	0	0	0	0	0	0	0	0
Scheduling of Foster Care Review	0	0	0	0	0	0	0	0
Unknown	0	0	0	0	0	0	0	0
Other	0	0	0	0	0	0	0	0
Totals	128	4	0	87	3	0	1	223

<u>Dependency/Neglect</u>								
Petition Filed	38	1	4	28	1	4	1	77
Other	2	0	0	0	0	0	0	2
Motion Filed	0	0	0	0	0	0	0	0
Citation Processed	0	0	0	0	0	0	0	0
Notification of Paternity Processed	0	0	0	0	0	0	0	0
Scheduling of Judicial Review	0	0	0	0	0	0	0	0
Scheduling of Administrative Review	0	0	0	0	0	0	0	0
Scheduling of Foster Care Review	0	0	0	0	0	0	0	0
Unknown	0	0	0	0	0	0	0	0
Does Not Apply	0	0	0	0	0	0	0	0
Totals	40	1	4	28	1	4	1	79

<u>Other Violation Proceedings</u>								
Petition Filed	2	0	0	2	0	0	0	4
Scheduling of Judicial Review	1	0	0	0	0	0	0	1
Motion Filed	0	0	0	0	0	0	0	0
Citation Processed	0	0	0	0	0	0	0	0
Notification of Paternity Processed	0	0	0	0	0	0	0	0
Scheduling of Administrative Review	0	0	0	0	0	0	0	0
Scheduling of Foster Care Review	0	0	0	0	0	0	0	0
Unknown	0	0	0	0	0	0	0	0
Does Not Apply	0	0	0	0	0	0	0	0
Other	0	0	0	0	0	0	0	0
Totals	3	0	0	2	0	0	0	5

**TENNESSEE COUNCIL OF JUVENILE AND FAMILY COURT JUDGES
2008 BRISTOL JUVENILE COURT STATISTICAL DATA**

Intake Actions of Referrals by Class of Offense, Race and Sex for CY 2008

	White Male	African American Male	Other Race Male	White Female	African American Female	Other Race Female	Unknown Race or Sex	Total
<u>Parentage</u>								
Petition Filed	39	2	2	21	2	3	1	70
Motion Filed	1	0	0	0	0	0	0	1
Does Not Apply	0	0	0	1	0	0	0	1
Other	1	0	0	0	0	0	0	1
Citation Processed	0	0	0	0	0	0	0	0
Notification of Paternity Processed	0	0	0	0	0	0	0	0
Scheduling of Judicial Review	0	0	0	0	0	0	0	0
Scheduling of Administrative Review	0	0	0	0	0	0	0	0
Scheduling of Foster Care Review	0	0	0	0	0	0	0	0
Unknown	0	0	0	0	0	0	0	0
Totals	41	2	2	22	2	3	1	73
<u>Special Proceedings</u>								
Scheduling of Judicial Review	82	2	0	78	7	1	5	175
Scheduling of Foster Care Review	17	0	0	12	0	1	1	31
Petition Filed	8	0	1	6	1	1	0	17
Scheduling of Administrative Review	3	0	0	4	0	0	0	7
Motion Filed	0	0	0	1	0	0	0	1
Citation Processed	0	0	0	0	0	0	0	0
Notification of Paternity Processed	0	0	0	0	0	0	0	0
Unknown	0	0	0	0	0	0	0	0
Does Not Apply	0	0	0	0	0	0	0	0
Other	0	0	0	0	0	0	0	0
Totals	110	2	1	101	8	3	6	231
<u>Other</u>								
Motion Filed	13	0	0	10	0	0	0	23
Petition Filed	7	0	0	5	0	0	0	12
Does Not Apply	3	0	0	3	0	0	0	6
Other	5	0	0	1	0	0	0	6
Scheduling of Judicial Review	1	0	0	0	0	0	0	1
Citation Processed	0	0	0	0	0	0	0	0
Notification of Paternity Processed	0	0	0	0	0	0	0	0
Scheduling of Administrative Review	0	0	0	0	0	0	0	0
Scheduling of Foster Care Review	0	0	0	0	0	0	0	0
Unknown	0	0	0	0	0	0	0	0
Totals	29	0	0	19	0	0	0	48
All Intake Action Totals	741	31	7	459	20	10	9	1,277

**TENNESSEE COUNCIL OF JUVENILE AND FAMILY COURT JUDGES
2008 BRISTOL JUVENILE COURT STATISTICAL DATA**

Detention Statistics at Referral by Individual Child by Race and Sex for CY 2008

	White Male	African American Male	Other Race Male	White Female	African American Female	Other Race Female	Unknown Race or Sex	Total	% of Total Children
Does Not Apply	370	23	3	270	10	4	3	683	97.43%
Juvenile Detention Facility	13	0	0	5	0	0	0	18	2.57%
Non-Secure Placement	0	0	0	0	0	0	0	0	0.00%
Jail - Complete Separation	0	0	0	0	0	0	0	0	0.00%
Jail - Partial Separation	0	0	0	0	0	0	0	0	0.00%
Jail - No Separation	0	0	0	0	0	0	0	0	0.00%
Psychiatric Hospital	0	0	0	0	0	0	0	0	0.00%
Unknown	0	0	0	0	0	0	0	0	0.00%
Other	0	0	0	0	0	0	0	0	0.00%
Totals	383	23	3	275	10	4	3	701	

Detention Statistics at Referral by Individual Case for CY 2008

	Cases	% of Total Cases
Does Not Apply	1,115	96.54%
Juvenile Detention Facility	40	3.46%
Non-Secure Placement	0	0.00%
Jail - Complete Separation	0	0.00%
Jail - Partial Separation	0	0.00%
Jail - No Separation	0	0.00%
Psychiatric Hospital	0	0.00%
Unknown	0	0.00%
Other	0	0.00%
	1,155	100.00%

Detention Statistics above are reported separately by Child and by Case. One child may have multiple cases.

Does Not Apply: Refers to cases not eligible for detention due to the type of Referral or the decision not to detain.

**TENNESSEE COUNCIL OF JUVENILE AND FAMILY COURT JUDGES
2008 BRISTOL JUVENILE COURT STATISTICAL DATA**

Placement after Secure Detention Hearing by Individual Child by Race and Sex for CY 2008

	White Male	African American Male	Other Race Male	White Female	African American Female	Other Race Female	Unknown Race or Sex	Total	% of Total Children
Does Not Apply	370	23	3	270	10	3	3	682	97.29%
Returned to Prior Living Arr	11	0	0	4	0	0	0	15	2.14%
Foster Family Home	1	0	0	1	0	1	0	3	0.43%
Shelter / Group Home	1	0	0	0	0	0	0	1	0.14%
Juvenile Detention Facility	0	0	0	0	0	0	0	0	0.00%
Jail	0	0	0	0	0	0	0	0	0.00%
Psychiatric Hospital	0	0	0	0	0	0	0	0	0.00%
Unknown	0	0	0	0	0	0	0	0	0.00%
Other	0	0	0	0	0	0	0	0	0.00%
Totals	383	23	3	275	10	4	3	701	

Placement after Secure Detention Hearing by Individual Case for CY 2008

	Cases	% of Total Cases
Does Not Apply	1,113	96.36%
Returned to Prior Living Arrangement	25	2.17%
Foster Family Home	10	0.87%
Shelter / Group Home	4	0.35%
Juvenile Detention Facility	3	0.26%
Jail	0	0.00%
Psychiatric Hospital	0	0.00%
Unknown	0	0.00%
Other	0	0.00%
	1,155	100.00%

Detention Statistics above are reported separately by Child and by Case. One child may have multiple cases.

Does Not Apply: Refers to cases not eligible for detention due to the type of Referral or the decision not to detain.

**TENNESSEE COUNCIL OF JUVENILE AND FAMILY COURT JUDGES
2008 BRISTOL JUVENILE COURT STATISTICAL DATA**

Dispositional Procedures for CY 2008

Procedures used to Dispose or Adjust all Referrals

	Number	% of All Referrals
Formally Adjudicated	274	21.46%
Informally Adjusted	550	43.07%
Transfer to Adult Court Hearings and Charges Cleared	0	0.00%
Otherwise Handled	453	35.47%
	1,277	100.00%

Referrals Disposed by Formal Adjudicatory Proceedings

	Number	% of All Referrals
Dismissed	51	3.99%
Retired / Nolle Prosequi	0	0.00%
Complaint Substantiated Delinquent	132	10.34%
Complaint Substantiated Status Offender	47	3.68%
Complaint Substantiated Dependent/Neglect	44	3.45%
Complaint Substantiated Abused	0	0.00%
Complaint Substantiated Mentally Ill	0	0.00%
	274	21.46%

Referrals Disposed by Other Actions

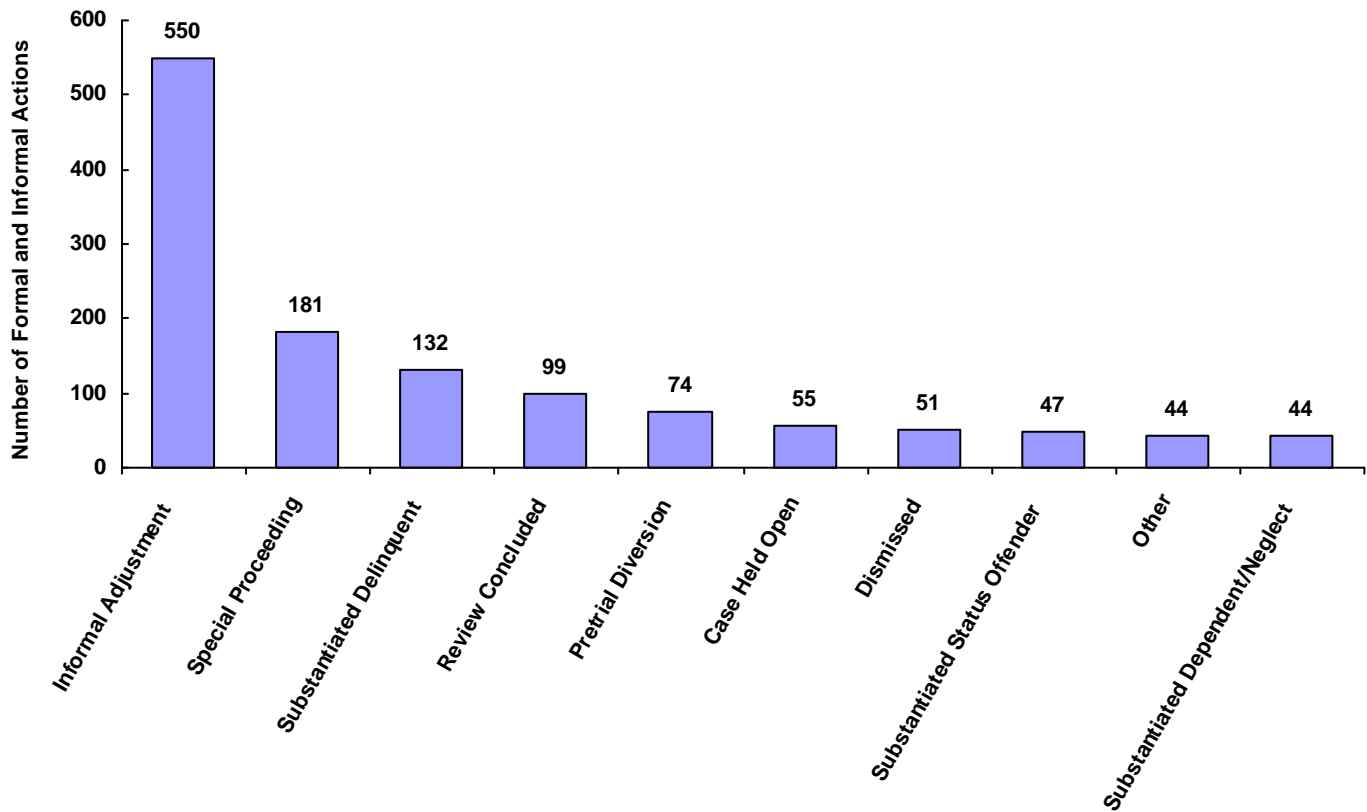
	Number	% of All Referrals
Informal Adjustment	550	43.07%
Transfer to Adult Court Hearing	0	0.00%
Charges Cleared by Transfer to Adult Court	0	0.00%
Pretrial Diversion	74	5.79%
Special Proceeding	181	14.17%
Review Concluded	99	7.75%
Case Held Open	55	4.31%
Other	44	3.45%
Unknown	0	0.00%
	1,003	78.54%

**TENNESSEE COUNCIL OF JUVENILE AND FAMILY COURT JUDGES
2008 BRISTOL JUVENILE COURT STATISTICAL DATA**

Formal and Informal Actions by Race and Sex for CY 2008

	White Male	African American Male	Other Race Male	White Female	African American Female	Other Race Female	Unknown Race or Sex	Total	% of Total Referrals
Dismissed	28	0	0	22	0	0	1	51	3.99%
Retired / Nolle Prosequi	0	0	0	0	0	0	0	0	0.00%
Substantiated Delinquent	114	4	0	14	0	0	0	132	10.34%
Substantiated Status Offender	25	1	0	21	0	0	0	47	3.68%
Substantiated Dependent/Neglect	25	1	2	13	1	0	2	44	3.45%
Substantiated Abused	0	0	0	0	0	0	0	0	0.00%
Substantiated Mentally Ill	0	0	0	0	0	0	0	0	0.00%
Informal Adjustment	307	14	0	220	9	0	0	550	43.07%
Pretrial Diversion	45	5	0	24	0	0	0	74	5.79%
Transfer to Adult Court Hearing	0	0	0	0	0	0	0	0	0.00%
Cleared by Transfer to Adult Court	0	0	0	0	0	0	0	0	0.00%
Special Proceeding	98	2	2	69	3	3	4	181	14.17%
Review Concluded	49	1	1	41	3	2	2	99	7.75%
Case Held Open	23	1	2	20	4	5	0	55	4.31%
Unknown	0	0	0	0	0	0	0	0	0.00%
Other	27	2	0	15	0	0	0	44	3.45%
Totals	741	31	7	459	20	10	9	1,277	

Total Formal and Informal Actions



**TENNESSEE COUNCIL OF JUVENILE AND FAMILY COURT JUDGES
2008 BRISTOL JUVENILE COURT STATISTICAL DATA**

Formal and Informal Actions by Type of Offense, Race and Sex for CY 2008

	White Male	African American Male	Other Race Male	White Female	African American Female	Other Race Female	Unknown Race or Sex	Total
<u>Delinquent</u>								
Informal Adjustment	209	11	0	154	6	0	0	380
Complaint Substantiated Delinquent	107	4	0	12	0	0	0	123
Pretrial Diversion	39	5	0	22	0	0	0	66
Dismissed	16	0	0	5	0	0	0	21
Other	9	2	0	3	0	0	0	14
Complaint Substantiated Status Offender	4	0	0	2	0	0	0	6
Case Held Open	4	0	0	1	0	0	0	5
Special Proceeding	1	0	0	1	0	0	0	2
Complaint Substantiated Dependent/Neglect	1	0	0	0	0	0	0	1
Retired / Nolle Prosequi	0	0	0	0	0	0	0	0
Complaint Substantiated Abused	0	0	0	0	0	0	0	0
Complaint Substantiated Mentally Ill	0	0	0	0	0	0	0	0
Transfer to Adult Court Hearing	0	0	0	0	0	0	0	0
Charges Cleared by Transfer to Adult Court	0	0	0	0	0	0	0	0
Review Concluded	0	0	0	0	0	0	0	0
Unknown	0	0	0	0	0	0	0	0
Totals	390	22	0	200	6	0	0	618

<u>Status</u>								
Informal Adjustment	95	3	0	63	3	0	0	164
Complaint Substantiated Status Offender	21	1	0	17	0	0	0	39
Dismissed	2	0	0	3	0	0	1	6
Pretrial Diversion	5	0	0	0	0	0	0	5
Other	4	0	0	0	0	0	0	4
Case Held Open	0	0	0	3	0	0	0	3
Complaint Substantiated Delinquent	1	0	0	0	0	0	0	1
Complaint Substantiated Dependent/Neglect	0	0	0	1	0	0	0	1
Retired / Nolle Prosequi	0	0	0	0	0	0	0	0
Complaint Substantiated Abused	0	0	0	0	0	0	0	0
Complaint Substantiated Mentally Ill	0	0	0	0	0	0	0	0
Transfer to Adult Court Hearing	0	0	0	0	0	0	0	0
Charges Cleared by Transfer to Adult Court	0	0	0	0	0	0	0	0
Special Proceeding	0	0	0	0	0	0	0	0
Review Concluded	0	0	0	0	0	0	0	0
Unknown	0	0	0	0	0	0	0	0
Totals	128	4	0	87	3	0	1	223

**TENNESSEE COUNCIL OF JUVENILE AND FAMILY COURT JUDGES
2008 BRISTOL JUVENILE COURT STATISTICAL DATA**

Formal and Informal Actions by Type of Offense, Race and Sex for CY 2008

	White Male	African American Male	Other Race Male	White Female	African American Female	Other Race Female	Unknown Race or Sex	Total
<u>Dependency and Neglect</u>								
Complaint Substantiated Dependent/Neglect	23	1	2	11	1	0	1	39
Special Proceeding	9	0	0	6	0	1	0	16
Case Held Open	5	0	2	3	0	3	0	13
Dismissed	2	0	0	6	0	0	0	8
Other	1	0	0	1	0	0	0	2
Complaint Substantiated Status Offender	0	0	0	1	0	0	0	1
Retired / Nolle Prosequi	0	0	0	0	0	0	0	0
Complaint Substantiated Delinquent	0	0	0	0	0	0	0	0
Complaint Substantiated Abused	0	0	0	0	0	0	0	0
Complaint Substantiated Mentally Ill	0	0	0	0	0	0	0	0
Informal Adjustment	0	0	0	0	0	0	0	0
Pretrial Diversion	0	0	0	0	0	0	0	0
Transfer to Adult Court Hearing	0	0	0	0	0	0	0	0
Charges Cleared by Transfer to Adult Court	0	0	0	0	0	0	0	0
Review Concluded	0	0	0	0	0	0	0	0
Unknown	0	0	0	0	0	0	0	0
Totals	40	1	4	28	1	4	1	79
<u>Other Violations</u>								
Complaint Substantiated Delinquent	3	0	0	1	0	0	0	4
Pretrial Diversion	0	0	0	1	0	0	0	1
Dismissed	0	0	0	0	0	0	0	0
Retired / Nolle Prosequi	0	0	0	0	0	0	0	0
Complaint Substantiated Status Offender	0	0	0	0	0	0	0	0
Complaint Substantiated Dependent/Neglect	0	0	0	0	0	0	0	0
Complaint Substantiated Abused	0	0	0	0	0	0	0	0
Complaint Substantiated Mentally Ill	0	0	0	0	0	0	0	0
Informal Adjustment	0	0	0	0	0	0	0	0
Transfer to Adult Court Hearing	0	0	0	0	0	0	0	0
Charges Cleared by Transfer to Adult Court	0	0	0	0	0	0	0	0
Special Proceeding	0	0	0	0	0	0	0	0
Review Concluded	0	0	0	0	0	0	0	0
Case Held Open	0	0	0	0	0	0	0	0
Unknown	0	0	0	0	0	0	0	0
Other	0	0	0	0	0	0	0	0
Totals	3	0	0	2	0	0	0	5

**TENNESSEE COUNCIL OF JUVENILE AND FAMILY COURT JUDGES
2008 BRISTOL JUVENILE COURT STATISTICAL DATA**

Formal and Informal Actions by Type of Offense, Race and Sex for CY 2008

	White Male	African American Male	Other Race Male	White Female	African American Female	Other Race Female	Unknown Race or Sex	Total
<u>Special Proceedings</u>								
Special Proceeding	73	2	2	53	3	2	4	139
Review Concluded	49	1	1	41	3	2	2	99
Case Held Open	13	1	0	13	4	2	0	33
Other	9	0	0	8	0	0	0	17
Dismissed	6	0	0	6	0	0	0	12
Complaint Substantiated Dependent/Neglect	1	0	0	1	0	0	1	3
Complaint Substantiated Status Offender	0	0	0	1	0	0	0	1
Retired / Nolle Prosequi	0	0	0	0	0	0	0	0
Complaint Substantiated Delinquent	0	0	0	0	0	0	0	0
Complaint Substantiated Abused	0	0	0	0	0	0	0	0
Complaint Substantiated Mentally Ill	0	0	0	0	0	0	0	0
Informal Adjustment	0	0	0	0	0	0	0	0
Pretrial Diversion	0	0	0	0	0	0	0	0
Transfer to Adult Court Hearing	0	0	0	0	0	0	0	0
Charges Cleared by Transfer to Adult Court	0	0	0	0	0	0	0	0
Unknown	0	0	0	0	0	0	0	0
Totals	151	4	3	123	10	6	7	304
<u>Other</u>								
Special Proceeding	15	0	0	9	0	0	0	24
Other	4	0	0	3	0	0	0	7
Informal Adjustment	3	0	0	3	0	0	0	6
Dismissed	2	0	0	2	0	0	0	4
Complaint Substantiated Delinquent	3	0	0	1	0	0	0	4
Pretrial Diversion	1	0	0	1	0	0	0	2
Case Held Open	1	0	0	0	0	0	0	1
Retired / Nolle Prosequi	0	0	0	0	0	0	0	0
Complaint Substantiated Status Offender	0	0	0	0	0	0	0	0
Complaint Substantiated Dependent/Neglect	0	0	0	0	0	0	0	0
Complaint Substantiated Abused	0	0	0	0	0	0	0	0
Complaint Substantiated Mentally Ill	0	0	0	0	0	0	0	0
Transfer to Adult Court Hearing	0	0	0	0	0	0	0	0
Charges Cleared by Transfer to Adult Court	0	0	0	0	0	0	0	0
Review Concluded	0	0	0	0	0	0	0	0
Unknown	0	0	0	0	0	0	0	0
Totals	29	0	0	19	0	0	0	48
All Action Totals	741	31	7	459	20	10	9	1,277

**TENNESSEE COUNCIL OF JUVENILE AND FAMILY COURT JUDGES
2008 BRISTOL JUVENILE COURT STATISTICAL DATA**

Formal and Informal Actions by Class of Referral, Race and Sex for CY 2008

	White Male	African American Male	Other Race Male	White Female	African American Female	Other Race Female	Unknown Race or Sex	Total
<u>Offenses Against Persons</u>								
Pretrial Diversion	14	3	0	4	0	0	0	21
Complaint Substantiated Delinquent	18	0	0	2	0	0	0	20
Informal Adjustment	12	1	0	4	0	0	0	17
Dismissed	6	0	0	1	0	0	0	7
Case Held Open	2	0	0	0	0	0	0	2
Complaint Substantiated Dependent/Neglect	1	0	0	0	0	0	0	1
Retired / Nolle Prosequi	0	0	0	0	0	0	0	0
Complaint Substantiated Status Offender	0	0	0	0	0	0	0	0
Complaint Substantiated Abused	0	0	0	0	0	0	0	0
Complaint Substantiated Mentally Ill	0	0	0	0	0	0	0	0
Transfer to Adult Court Hearing	0	0	0	0	0	0	0	0
Charges Cleared by Transfer to Adult Court	0	0	0	0	0	0	0	0
Special Proceeding	0	0	0	0	0	0	0	0
Review Concluded	0	0	0	0	0	0	0	0
Unknown	0	0	0	0	0	0	0	0
Other	0	0	0	0	0	0	0	0
Totals	53	4	0	11	0	0	0	68

<u>Offenses Against Property</u>								
Complaint Substantiated Delinquent	34	1	0	2	0	0	0	37
Informal Adjustment	16	0	0	9	0	0	0	25
Pretrial Diversion	7	1	0	3	0	0	0	11
Dismissed	2	0	0	2	0	0	0	4
Other	1	1	0	0	0	0	0	2
Case Held Open	1	0	0	0	0	0	0	1
Retired / Nolle Prosequi	0	0	0	0	0	0	0	0
Complaint Substantiated Status Offender	0	0	0	0	0	0	0	0
Complaint Substantiated Dependent/Neglect	0	0	0	0	0	0	0	0
Complaint Substantiated Abused	0	0	0	0	0	0	0	0
Complaint Substantiated Mentally Ill	0	0	0	0	0	0	0	0
Transfer to Adult Court Hearing	0	0	0	0	0	0	0	0
Charges Cleared by Transfer to Adult Court	0	0	0	0	0	0	0	0
Special Proceeding	0	0	0	0	0	0	0	0
Review Concluded	0	0	0	0	0	0	0	0
Unknown	0	0	0	0	0	0	0	0
Totals	61	3	0	16	0	0	0	80

**TENNESSEE COUNCIL OF JUVENILE AND FAMILY COURT JUDGES
2008 BRISTOL JUVENILE COURT STATISTICAL DATA**

Formal and Informal Actions by Class of Referral, Race and Sex for CY 2008

	White Male	African American Male	Other Race Male	White Female	African American Female	Other Race Female	Unknown Race or Sex	Total
<u>Illegal Conduct</u>								
Informal Adjustment	181	10	0	141	6	0	0	338
Complaint Substantiated Delinquent	55	3	0	8	0	0	0	66
Pretrial Diversion	18	1	0	15	0	0	0	34
Other	8	1	0	3	0	0	0	12
Dismissed	8	0	0	2	0	0	0	10
Complaint Substantiated Status Offender	4	0	0	2	0	0	0	6
Special Proceeding	1	0	0	1	0	0	0	2
Case Held Open	1	0	0	1	0	0	0	2
Retired / Nolle Prosequi	0	0	0	0	0	0	0	0
Complaint Substantiated Dependent/Neglect	0	0	0	0	0	0	0	0
Complaint Substantiated Abused	0	0	0	0	0	0	0	0
Complaint Substantiated Mentally Ill	0	0	0	0	0	0	0	0
Transfer to Adult Court Hearing	0	0	0	0	0	0	0	0
Charges Cleared by Transfer to Adult Court	0	0	0	0	0	0	0	0
Review Concluded	0	0	0	0	0	0	0	0
Unknown	0	0	0	0	0	0	0	0
Totals	276	15	0	173	6	0	0	470

Status Offenses

Informal Adjustment	95	3	0	63	3	0	0	164
Complaint Substantiated Status Offender	21	1	0	17	0	0	0	39
Dismissed	2	0	0	3	0	0	1	6
Pretrial Diversion	5	0	0	0	0	0	0	5
Other	4	0	0	0	0	0	0	4
Case Held Open	0	0	0	3	0	0	0	3
Complaint Substantiated Delinquent	1	0	0	0	0	0	0	1
Complaint Substantiated Dependent/Neglect	0	0	0	1	0	0	0	1
Retired / Nolle Prosequi	0	0	0	0	0	0	0	0
Complaint Substantiated Abused	0	0	0	0	0	0	0	0
Complaint Substantiated Mentally Ill	0	0	0	0	0	0	0	0
Transfer to Adult Court Hearing	0	0	0	0	0	0	0	0
Charges Cleared by Transfer to Adult Court	0	0	0	0	0	0	0	0
Special Proceeding	0	0	0	0	0	0	0	0
Review Concluded	0	0	0	0	0	0	0	0
Unknown	0	0	0	0	0	0	0	0
Totals	128	4	0	87	3	0	1	223

**TENNESSEE COUNCIL OF JUVENILE AND FAMILY COURT JUDGES
2008 BRISTOL JUVENILE COURT STATISTICAL DATA**

Formal and Informal Actions by Class of Referral, Race and Sex for CY 2008

	White Male	African American Male	Other Race Male	White Female	African American Female	Other Race Female	Unknown Race or Sex	Total
<u>Dependency/Neglect</u>								
Complaint Substantiated Dependent/Neglect	23	1	2	11	1	0	1	39
Special Proceeding	9	0	0	6	0	1	0	16
Case Held Open	5	0	2	3	0	3	0	13
Dismissed	2	0	0	6	0	0	0	8
Other	1	0	0	1	0	0	0	2
Complaint Substantiated Status Offender	0	0	0	1	0	0	0	1
Retired / Nolle Prosequi	0	0	0	0	0	0	0	0
Complaint Substantiated Delinquent	0	0	0	0	0	0	0	0
Complaint Substantiated Abused	0	0	0	0	0	0	0	0
Complaint Substantiated Mentally Ill	0	0	0	0	0	0	0	0
Informal Adjustment	0	0	0	0	0	0	0	0
Pretrial Diversion	0	0	0	0	0	0	0	0
Transfer to Adult Court Hearing	0	0	0	0	0	0	0	0
Charges Cleared by Transfer to Adult Court	0	0	0	0	0	0	0	0
Review Concluded	0	0	0	0	0	0	0	0
Unknown	0	0	0	0	0	0	0	0
Totals	40	1	4	28	1	4	1	79

Other Violation Proceedings

Complaint Substantiated Delinquent	3	0	0	1	0	0	0	4
Pretrial Diversion	0	0	0	1	0	0	0	1
Dismissed	0	0	0	0	0	0	0	0
Retired / Nolle Prosequi	0	0	0	0	0	0	0	0
Complaint Substantiated Status Offender	0	0	0	0	0	0	0	0
Complaint Substantiated Dependent/Neglect	0	0	0	0	0	0	0	0
Complaint Substantiated Abused	0	0	0	0	0	0	0	0
Complaint Substantiated Mentally Ill	0	0	0	0	0	0	0	0
Informal Adjustment	0	0	0	0	0	0	0	0
Transfer to Adult Court Hearing	0	0	0	0	0	0	0	0
Charges Cleared by Transfer to Adult Court	0	0	0	0	0	0	0	0
Special Proceeding	0	0	0	0	0	0	0	0
Review Concluded	0	0	0	0	0	0	0	0
Case Held Open	0	0	0	0	0	0	0	0
Unknown	0	0	0	0	0	0	0	0
Other	0	0	0	0	0	0	0	0
Totals	3	0	0	2	0	0	0	5

**TENNESSEE COUNCIL OF JUVENILE AND FAMILY COURT JUDGES
2008 BRISTOL JUVENILE COURT STATISTICAL DATA**

Formal and Informal Actions by Class of Referral, Race and Sex for CY 2008

	White Male	African American Male	Other Race Male	White Female	African American Female	Other Race Female	Unknown Race or Sex	Total
<u>Parentage</u>								
Special Proceeding	30	1	2	12	1	1	0	47
Dismissed	4	0	0	4	0	0	0	8
Case Held Open	4	1	0	0	1	2	0	8
Other	2	0	0	4	0	0	0	6
Complaint Substantiated Dependent/Neglect	1	0	0	1	0	0	1	3
Complaint Substantiated Status Offender	0	0	0	1	0	0	0	1
Retired / Nolle Prosequi	0	0	0	0	0	0	0	0
Complaint Substantiated Delinquent	0	0	0	0	0	0	0	0
Complaint Substantiated Abused	0	0	0	0	0	0	0	0
Complaint Substantiated Mentally Ill	0	0	0	0	0	0	0	0
Informal Adjustment	0	0	0	0	0	0	0	0
Pretrial Diversion	0	0	0	0	0	0	0	0
Transfer to Adult Court Hearing	0	0	0	0	0	0	0	0
Charges Cleared by Transfer to Adult Court	0	0	0	0	0	0	0	0
Review Concluded	0	0	0	0	0	0	0	0
Unknown	0	0	0	0	0	0	0	0
Totals	41	2	2	22	2	3	1	73

Special Proceedings

Review Concluded	49	1	1	41	3	2	2	99
Special Proceeding	43	1	0	41	2	1	4	92
Case Held Open	9	0	0	13	3	0	0	25
Other	7	0	0	4	0	0	0	11
Dismissed	2	0	0	2	0	0	0	4
Retired / Nolle Prosequi	0	0	0	0	0	0	0	0
Complaint Substantiated Delinquent	0	0	0	0	0	0	0	0
Complaint Substantiated Status Offender	0	0	0	0	0	0	0	0
Complaint Substantiated Dependent/Neglect	0	0	0	0	0	0	0	0
Complaint Substantiated Abused	0	0	0	0	0	0	0	0
Complaint Substantiated Mentally Ill	0	0	0	0	0	0	0	0
Informal Adjustment	0	0	0	0	0	0	0	0
Pretrial Diversion	0	0	0	0	0	0	0	0
Transfer to Adult Court Hearing	0	0	0	0	0	0	0	0
Charges Cleared by Transfer to Adult Court	0	0	0	0	0	0	0	0
Unknown	0	0	0	0	0	0	0	0
Totals	110	2	1	101	8	3	6	231

**TENNESSEE COUNCIL OF JUVENILE AND FAMILY COURT JUDGES
2008 BRISTOL JUVENILE COURT STATISTICAL DATA**

Formal and Informal Actions by Class of Referral, Race and Sex for CY 2008

	White Male	African American Male	Other Race Male	White Female	African American Female	Other Race Female	Unknown Race or Sex	Total
Other								
Special Proceeding	15	0	0	9	0	0	0	24
Other	4	0	0	3	0	0	0	7
Informal Adjustment	3	0	0	3	0	0	0	6
Dismissed	2	0	0	2	0	0	0	4
Complaint Substantiated Delinquent	3	0	0	1	0	0	0	4
Pretrial Diversion	1	0	0	1	0	0	0	2
Case Held Open	1	0	0	0	0	0	0	1
Retired / Nolle Prosequi	0	0	0	0	0	0	0	0
Complaint Substantiated Status Offender	0	0	0	0	0	0	0	0
Complaint Substantiated Dependent/Neglect	0	0	0	0	0	0	0	0
Complaint Substantiated Abused	0	0	0	0	0	0	0	0
Complaint Substantiated Mentally Ill	0	0	0	0	0	0	0	0
Transfer to Adult Court Hearing	0	0	0	0	0	0	0	0
Charges Cleared by Transfer to Adult Court	0	0	0	0	0	0	0	0
Review Concluded	0	0	0	0	0	0	0	0
Unknown	0	0	0	0	0	0	0	0
Totals	29	0	0	19	0	0	0	48
All Action Totals	741	31	7	459	20	10	9	1,277

**TENNESSEE COUNCIL OF JUVENILE AND FAMILY COURT JUDGES
2008 BRISTOL JUVENILE COURT STATISTICAL DATA**

Children Transferred to Adult Court by Age at Disposition Date, Race and Sex for CY 2008

Total Children = 701

	White Male	African American Male	Other Race Male	White Female	African American Female	Other Race Female	Unknown Race or Sex	Total	% of All Children Referred
Age Under 1	0	0	0	0	0	0	0	0	0.00%
Age 1	0	0	0	0	0	0	0	0	0.00%
Age 2	0	0	0	0	0	0	0	0	0.00%
Age 3	0	0	0	0	0	0	0	0	0.00%
Age 4	0	0	0	0	0	0	0	0	0.00%
Age 5	0	0	0	0	0	0	0	0	0.00%
Age 6	0	0	0	0	0	0	0	0	0.00%
Age 7	0	0	0	0	0	0	0	0	0.00%
Age 8	0	0	0	0	0	0	0	0	0.00%
Age 9	0	0	0	0	0	0	0	0	0.00%
Age 10	0	0	0	0	0	0	0	0	0.00%
Age 11	0	0	0	0	0	0	0	0	0.00%
Age 12	0	0	0	0	0	0	0	0	0.00%
Age 13	0	0	0	0	0	0	0	0	0.00%
Age 14	0	0	0	0	0	0	0	0	0.00%
Age 15	0	0	0	0	0	0	0	0	0.00%
Age 16	0	0	0	0	0	0	0	0	0.00%
Age 17	0	0	0	0	0	0	0	0	0.00%
Age 18	0	0	0	0	0	0	0	0	0.00%
Age 19 and Over	0	0	0	0	0	0	0	0	0.00%
Totals	0	0	0	0	0	0	0	0	

Total Children Transferred to Adult Court

**TENNESSEE COUNCIL OF JUVENILE AND FAMILY COURT JUDGES
2008 BRISTOL JUVENILE COURT STATISTICAL DATA**

Outcomes by Type Of Disposition, Race and Sex for CY 2008

	White Male	African American Male	Other Race Male	White Female	African American Female	Other Race Female	Unknown Race or Sex	Total
General Action Codes								
Warned / Counseled	268	13	0	195	8	0	0	484
Referred to Defensive Driving School	109	6	0	105	6	0	0	226
Supervision / Probation to Juvenile Court	66	7	0	63	0	0	0	136
Referral to Another Entity for Superv/Servc	62	1	1	46	1	1	0	112
Case Dismissed	52	0	1	34	1	1	1	90
Referred for Alcohol and Drug Counseling	44	2	0	18	0	0	0	64
Referred for Mental Health Counseling	41	1	0	20	0	0	1	63
Referral to Juvenile Court Educ-Based Pgm	36	5	0	17	0	0	0	58
Placement with Relative / Other Individual	26	3	3	11	2	2	0	47
Public Service	24	5	0	7	0	0	0	36
Held Open For Review	18	0	1	13	3	0	0	35
Restitution	21	1	0	4	0	0	0	26
Driver's License Held Informally	14	1	0	8	0	0	0	23
Runaway Returned	12	1	0	7	0	0	0	20
Dismissed from Informal Adjustment	3	0	0	7	0	0	0	10
No Contact Order	3	0	0	6	0	0	0	9
Placement with City/Cnty Agcy/Facility	6	0	0	2	0	0	0	8
Released from Probation	4	0	0	4	0	0	0	8
Case Retired or Nolle Prosequi	0	0	0	0	0	0	0	0
Probation to Parents	0	0	0	0	0	0	0	0
Referred to Alternative School	0	0	0	0	0	0	0	0
Referred to Private Child Agency	0	0	0	0	0	0	0	0
Referred to Alcohol Safety School	0	0	0	0	0	0	0	0
Voluntary Placement with DMHMR	0	0	0	0	0	0	0	0
Private Mental Health Placement	0	0	0	0	0	0	0	0
Private MR Placement	0	0	0	0	0	0	0	0
Fine	0	0	0	0	0	0	0	0
Injunction Other than No Contact Order	0	0	0	0	0	0	0	0
House Arrest	0	0	0	0	0	0	0	0
Court Defined Curfew	0	0	0	0	0	0	0	0
Dismissed from Pretrial Diversion	0	0	0	0	0	0	0	0
Totals	809	46	6	567	21	4	2	1,455

**TENNESSEE COUNCIL OF JUVENILE AND FAMILY COURT JUDGES
2008 BRISTOL JUVENILE COURT STATISTICAL DATA**

Outcomes by Type Of Disposition, Race and Sex for CY 2008

	White Male	African American Male	Other Race Male	White Female	African American Female	Other Race Female	Unknown Race or Sex	Total
<u>Formal Action Codes</u>								
DCS Probation	68	4	0	3	0	0	0	75
DCS Commitment - Custody	28	1	0	8	1	1	1	40
Transfer to Another Juvenile Court for Dispo	10	0	0	2	0	0	0	12
Parental Rights Terminated	8	0	0	2	0	0	0	10
Supervision by DCS	3	0	0	1	0	0	0	4
Placed Under a Valid Court Order	2	0	0	0	0	0	0	2
Transferred to Adult Court	0	0	0	0	0	0	0	0
DMHMR Involuntary Commitment	0	0	0	0	0	0	0	0
DCS Commitment - Determinate	0	0	0	0	0	0	0	0
DCS Commitment - Suspended	0	0	0	0	0	0	0	0
DCS Intensive Probation	0	0	0	0	0	0	0	0
Other Intensive Probation	0	0	0	0	0	0	0	0
Parental Rights Not Terminated	0	0	0	0	0	0	0	0
Totals	119	5	0	16	1	1	1	143

Special Proceedings

Custody Changed	39	2	3	22	8	2	0	76
Visitation Changed	30	3	1	23	3	0	2	62
Foster Care Continued	30	0	0	24	0	2	3	59
Custody Unchanged	33	0	1	16	1	1	3	55
Child Support Granted	9	0	0	6	0	0	1	16
Visitation Unchanged	6	0	0	9	0	0	0	15
Foster Care Terminated	7	0	0	4	0	0	0	11
Paternity Determined / Child Legitimated	5	0	0	0	0	0	0	5
Child Support Amended	4	0	0	1	0	0	0	5
Order of Reference to DCS	0	0	0	0	0	0	0	0
Court Costs	0	0	0	0	0	0	0	0
Voluntary Acknowledgement of Paternity	0	0	0	0	0	0	0	0
Paternity Not Determ/Child Not Legitimated	0	0	0	0	0	0	0	0
Child Support Denied	0	0	0	0	0	0	0	0
Child Support Terminated	0	0	0	0	0	0	0	0
Request for Medical Treatment Granted	0	0	0	0	0	0	0	0
Request for Medical Treatment Denied	0	0	0	0	0	0	0	0
Consent to Marry Granted	0	0	0	0	0	0	0	0
Consent to Marry Denied	0	0	0	0	0	0	0	0
Totals	163	5	5	105	12	5	9	304

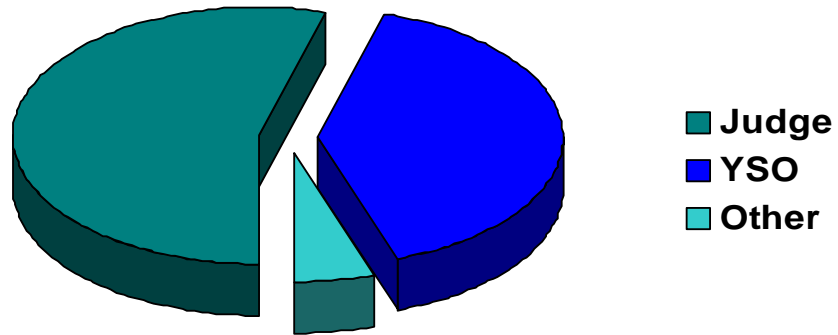
Other Outcome Codes

Other	97	7	2	79	0	2	1	188
Totals	97	7	2	79	0	2	1	188

All Outcome Totals	1,188	63	13	767	34	12	13	2,090
---------------------------	--------------	-----------	-----------	------------	-----------	-----------	-----------	--------------

**TENNESSEE COUNCIL OF JUVENILE AND FAMILY COURT JUDGES
2008 BRISTOL JUVENILE COURT STATISTICAL DATA**

Breakdown of Referrals by Court Personnel Executing the Action in CY 2008



	Referrals	% of Referrals
Judge	695	54.42%
Referee	0	0.00%
YSO	515	40.33%
Other	67	5.25%
Total	1,277	100.00%