

2008

State of Tennessee

Annual Juvenile Court Statistical Report

Cumberland County Breakdown

TABLE OF CONTENTS

Report Numbers Listed Below are shown at the Bottom of each Report, followed by the Report Page Number

	Report Number
Juvenile Court Referral Process	
Chart – The Juvenile Court Referral Process	1
Chart – Delinquent, Dependent/Neglect/Abuse, and Status/Unruly Referrals	2
Chart – Referrals by Type of Offense	3
Chart – Referrals for Status/Unruly Offenses	4
Children and Referral Counts by Race and Sex	
Table – Children with Delinquent Referrals by Race and Sex	5
Table – Children with Status/Unruly Referrals by Race and Sex	5
Table – Children with Dependency/Neglect/Abuse Allegations by Race and Sex	5
Table – Referrals Delinquent Referrals by Race and Sex	6
Table – Referrals Status/Unruly Referrals by Race and Sex	6
Table – Referrals Dependency/Neglect/Abuse Allegations by Race and Sex	6
Table/Chart – Referrals by Age Group, Race and Sex	7
Table/Chart – Children Referred by Age, Race and Sex	8
Table/Chart – Children Referred by Race and Sex	9
Table/Chart – Children of Hispanic Origin by Race and Sex	10
Table – Referrals by Type of Offense, Age Group, Race and Sex	11
Living Arrangement of the Child at Time of Referral	
Table/Chart – Living Arrangement at Time of Referral by Race and Sex	12
School Status of Individual Children at Time of Referral to Juvenile Court	
Table – Last Grade Completed by Children by Race and Sex	13
Table – Children Enrolled in School	13
Table – Children Enrolled in Special Education	13
Referral Information by Race, Sex and Class of Referral/Offense	
Table/Chart – Class of Referrals by Race and Sex	14
Table - Referrals by Class and Type of Offense by Race and Sex	15
Referral Reasons by Type, Race and Sex	
Table – Referral Reasons by Type of Offense, Race and Sex	16
Table – Top 4 Referral Reasons by Sex and Race	17
Table – Top 4 Referral Reasons by Sex, Race and Type of Offense	18
Source of Referrals to the Juvenile Court	
Table – Source of Referrals by Race and Sex	19
Table – Six Most Frequent Referral Reasons by Source, Race and Sex	20
Table – Source of Referrals by Type of Offense, Race and Sex	21
Children Referred with Weapons Charges	
Table/Chart – Children Referred for Unlawful Carrying/Possession of a Weapon by Age, Race and Sex	22
Table/Chart – Children Referred for Carrying Weapons on School Property	23
Intake Actions at Referral	
Table/Chart – Intake Actions at Referral by Race and Sex	24
Table/Chart – Intake Actions of Referrals by Class of Offense, Race and Sex	25

TABLE OF CONTENTS


Report Numbers Listed Below are shown at the Bottom of each Report, followed by the Report Page Number

	Report Number
Detention Statistics at Referral	
Table – Detention Statistics at Referral by Individual Child by Race and Sex	26
Table – Detention Statistics at Referral by Individual Case	26
Table – Placement After Secure Detention Hearing by Individual Child by Race and Sex	27
Table – Placement After Secure Detention Hearing by Individual Case	27
Dispositional Procedures	
Table – Procedures used to Dispose or Adjust All Referrals	28
Table – Referrals Disposed by Formal Adjudicatory Proceedings	28
Table – Referrals Disposed by Other Actions	28
Formal and Informal Actions	
Table/Chart – Formal and Informal Actions by Race and Sex	29
Table – Formal and Informal Actions by Type of Offense, Race and Sex	30
Table – Formal and Informal Actions by Class of Referral, Race and Sex	31
Children Transferred to Adult Court	
Table/Chart – Children Transferred to Adult Court by Age, Race and Sex	32
Outcomes by Type of Disposition	
Table – Outcomes by Type of Disposition, Race and Sex	33
Juvenile Court Referrals Disposed County-Wide Based on Number of Referrals	
Table/Chart – Breakdown of Referrals by Court Personnel Executing the Action	34

**TENNESSEE COUNCIL OF JUVENILE AND FAMILY COURT JUDGES
2008 CUMBERLAND COUNTY JUVENILE COURT STATISTICAL DATA**

The Juvenile Court Referral Process for CY 2008

Delinquent 363	Status 138	Dependency and Neglect 0	Other Violations 4	Special Proceedings 9	Parentage 11	Other 2
--------------------------	----------------------	------------------------------------	------------------------------	---------------------------------	------------------------	-------------------



Parents, Victims, School, Relatives, State Dept, etc.
182

Law Enforcement
345

Pretrial Diversion, Informal Adjustment
224

Court Actions
527

Transfer to Adult Court Hearing
0

Charges Cleared By Transfer to Adult Court
0

Special Proceeding
0

Review Concluded
0

Case Held Open
58

Other
14

Formal Adjudications
231

Juvenile Court System Outcomes / Dispositions
741

Formal
124

General
414

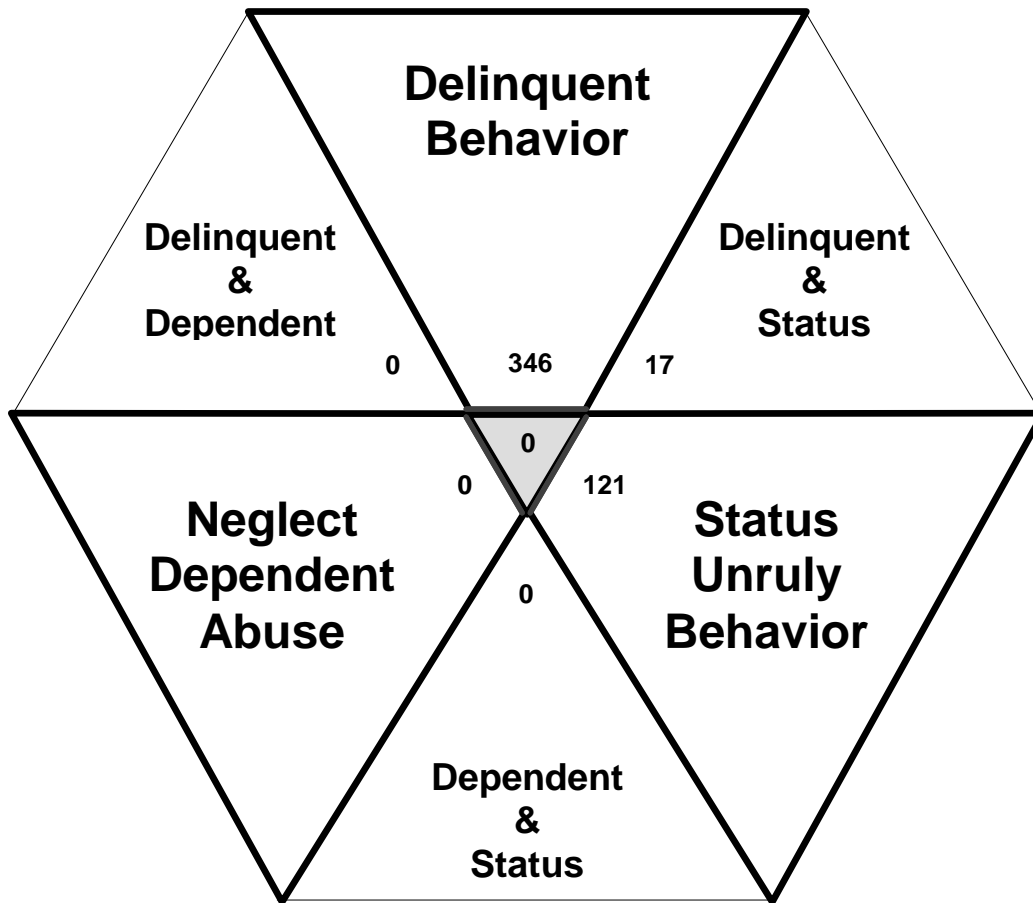
Special Proceedings
202

Other
1

**TENNESSEE COUNCIL OF JUVENILE AND FAMILY COURT JUDGES
2008 CUMBERLAND COUNTY JUVENILE COURT STATISTICAL DATA**

Delinquent, Dependent/Neglect/Abuse, and Status/Unruly Referrals for CY 2008

Total = 484



The remaining referrals are for:
Custody, Visitation, Paternity/Legitimation, Child Support,
Special Procedures and Other Referrals

Each child may be counted
in more than one category

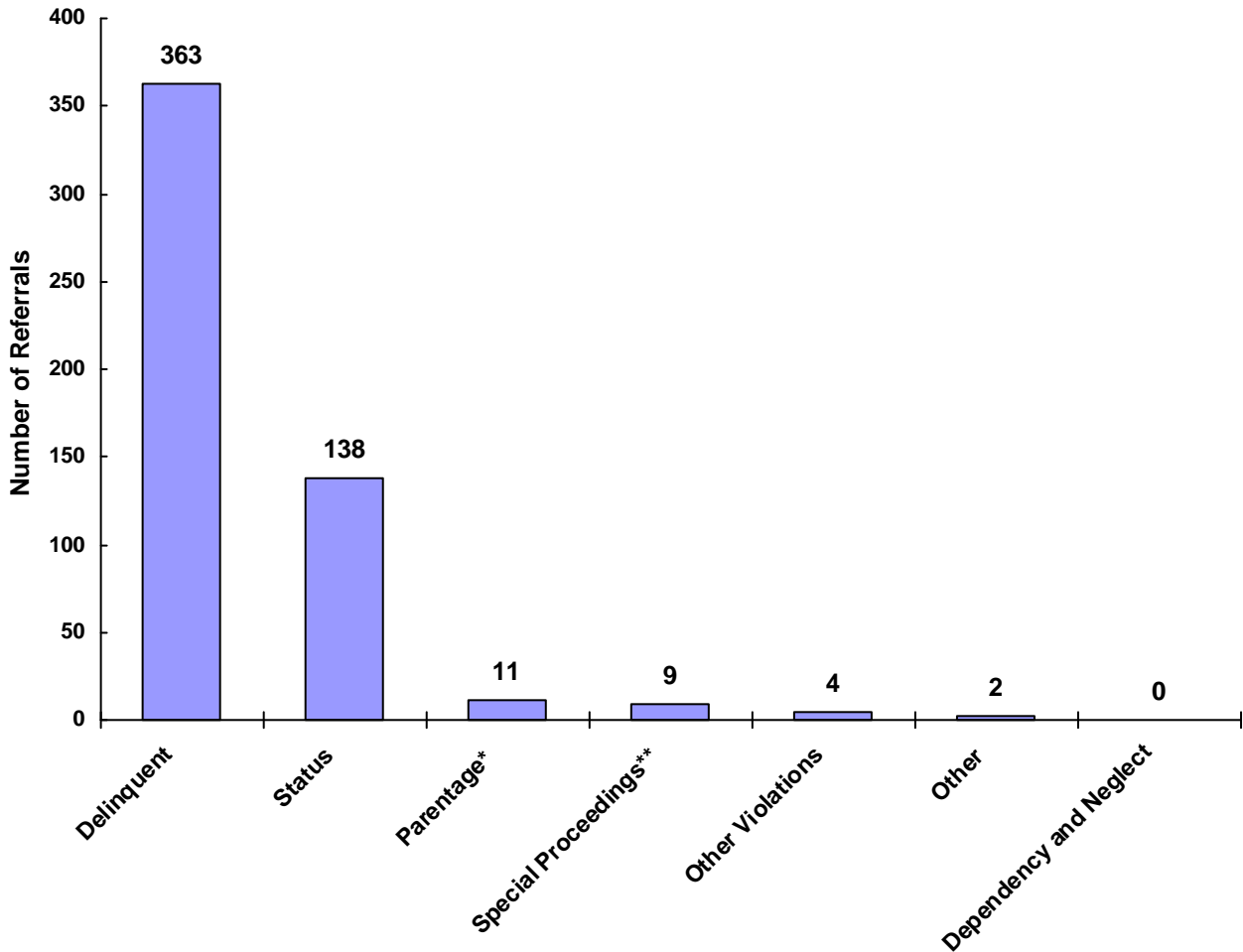
Total number of individual children for ALL referrals
disposed by juvenile courts during CY 2008 equals 401

Children can have referrals in multiple categories. The drawing above shows that in the year 2008 there were 346 referrals to Cumberland County Juvenile Court for children with only delinquent offenses, 121 for those with only status/unruly behavior, and 0 for children with neglect, dependent or abuse referrals during the calendar year. There were 17 referrals for children that had a delinquent AND a status/unruly referral. There were 0 referrals for children with both delinquent behavior AND a neglect, dependent or abuse allegation. There were 0 referrals for children that had both a status/unruly referral AND a neglect, dependent or abuse allegation. Also, there were 0 referrals for children that had a delinquent referral, a status/unruly referral AND a neglect, dependent or abuse allegation.

**TENNESSEE COUNCIL OF JUVENILE AND FAMILY COURT JUDGES
2008 CUMBERLAND COUNTY JUVENILE COURT STATISTICAL DATA**

Referrals by Type of Offense in CY 2008

Total Referrals = 527



* Parentage includes: Custody, Visitation, Paternity/Legitimation and Child Support

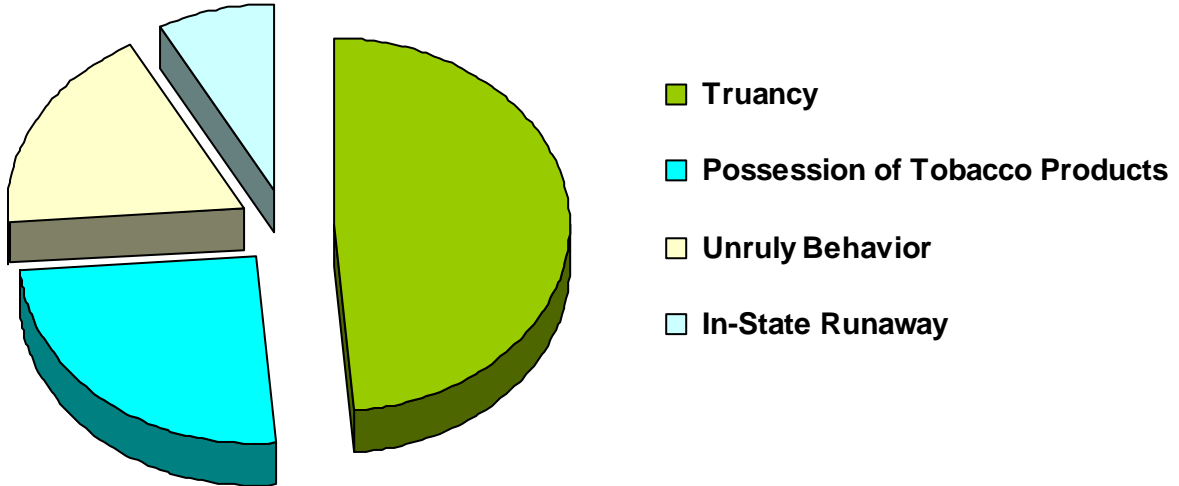
**Special Proceedings include: Judicial Review, Administrative Review, Foster Care Review, Request for Medical Treatment and Consent to Marry

Information from the Juvenile Court represents a total of 401 children and 497 cases that were reported to the TCJFCJ.

A Status offense is an offense committed by a child that if committed by an adult, would not be considered an offense or unlawful act. An example of this is smoking when not legally an adult.

**TENNESSEE COUNCIL OF JUVENILE AND FAMILY COURT JUDGES
2008 CUMBERLAND COUNTY JUVENILE COURT STATISTICAL DATA**

**Referrals for Status/Unruly Offenses in CY 2008
Total Status/Unruly Referrals = 138**



Referral Reason	Count	Percent
Truancy	67	48.55%
Possession of Tobacco Products	35	25.36%
Unruly Behavior	25	18.12%
In-State Runaway	11	7.97%
Violation of Curfew	0	0.00%
Violation of a Valid Court Order	0	0.00%
Out-of-State Runaway	0	0.00%
Total	138	

**TENNESSEE COUNCIL OF JUVENILE AND FAMILY COURT JUDGES
2008 CUMBERLAND COUNTY JUVENILE COURT STATISTICAL DATA**

Children* with Delinquent Referrals by Race and Sex for CY 2008

	White	African American	Native American	Asian	Mixed Race	Unknown Race	Total
Male	190	1	0	0	0	1	192
Female	95	0	0	0	0	0	95
Unknown Sex	0	0	0	0	0	0	
Totals	285	1	0	0	0	1	287

Children* with Status/Unruly Referrals by Race and Sex for CY 2008

	White	African American	Native American	Asian	Mixed Race	Unknown Race	Total
Male	76	1	0	0	0	0	77
Female	37	0	0	0	0	0	37
Unknown Sex	0	0	0	0	0	0	
Totals	113	1	0	0	0	0	114

Children* with Dependency/Neglect/Abuse Allegations by Race and Sex for CY 2008

	White	African American	Native American	Asian	Mixed Race	Unknown Race	Total
Male	0	0	0	0	0	0	
Female	0	0	0	0	0	0	
Unknown Sex	0	0	0	0	0	0	
Totals	0	0	0	0	0	0	

* A child may be counted in more than one category

**TENNESSEE COUNCIL OF JUVENILE AND FAMILY COURT JUDGES
2008 CUMBERLAND COUNTY JUVENILE COURT STATISTICAL DATA**

Delinquent Referrals by Race and Sex for CY 2008

	White	African American	Native American	Asian	Mixed Race	Unknown Race	Total
Male	245	1	0	0	0	1	247
Female	116	0	0	0	0	0	116
Unknown Sex	0	0	0	0	0	0	0
Totals	361	1	0	0	0	1	363

Status/Unruly Referrals by Race and Sex for CY 2008

	White	African American	Native American	Asian	Mixed Race	Unknown Race	Total
Male	88	1	0	0	0	0	89
Female	49	0	0	0	0	0	49
Unknown Sex	0	0	0	0	0	0	0
Totals	137	1	0	0	0	0	138

Dependency/Neglect/Abuse Allegations by Race and Sex for CY 2008

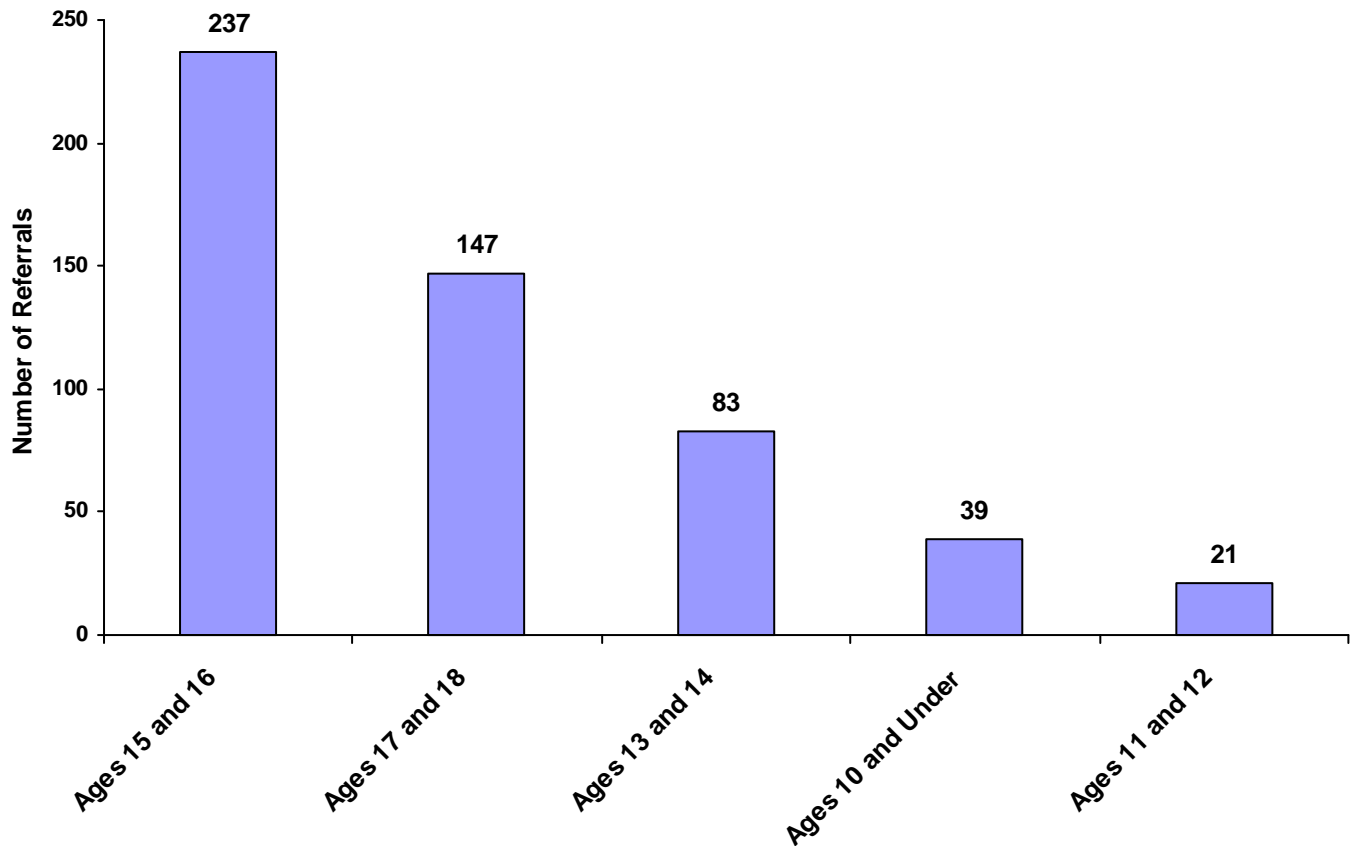
	White	African American	Native American	Asian	Mixed Race	Unknown Race	Total
Male	0	0	0	0	0	0	0
Female	0	0	0	0	0	0	0
Unknown Sex	0	0	0	0	0	0	0
Totals	0	0	0	0	0	0	0

**TENNESSEE COUNCIL OF JUVENILE AND FAMILY COURT JUDGES
2008 CUMBERLAND COUNTY JUVENILE COURT STATISTICAL DATA**

Referrals by Age Group, Race and Sex for CY 2008

	White Male	African American Male	Other Race Male	White Female	African American Female	Other Race Female	Unknown Race or Sex	Total	% of Total Referrals
Birth through Age 10	26	0	0	10	0	0	3	39	7.40%
Ages 11 and 12	18	0	0	3	0	0	0	21	3.98%
Ages 13 and 14	47	1	0	35	0	0	0	83	15.75%
Ages 15 and 16	163	0	0	74	0	0	0	237	44.97%
Ages 17 and 18	97	1	0	48	0	0	1	147	27.89%
Unknown Age	0	0	0	0	0	0	0	0	0.00%
All Age Group Totals	351	2	0	170	0	0	4	527	

Total Referrals by Age Group

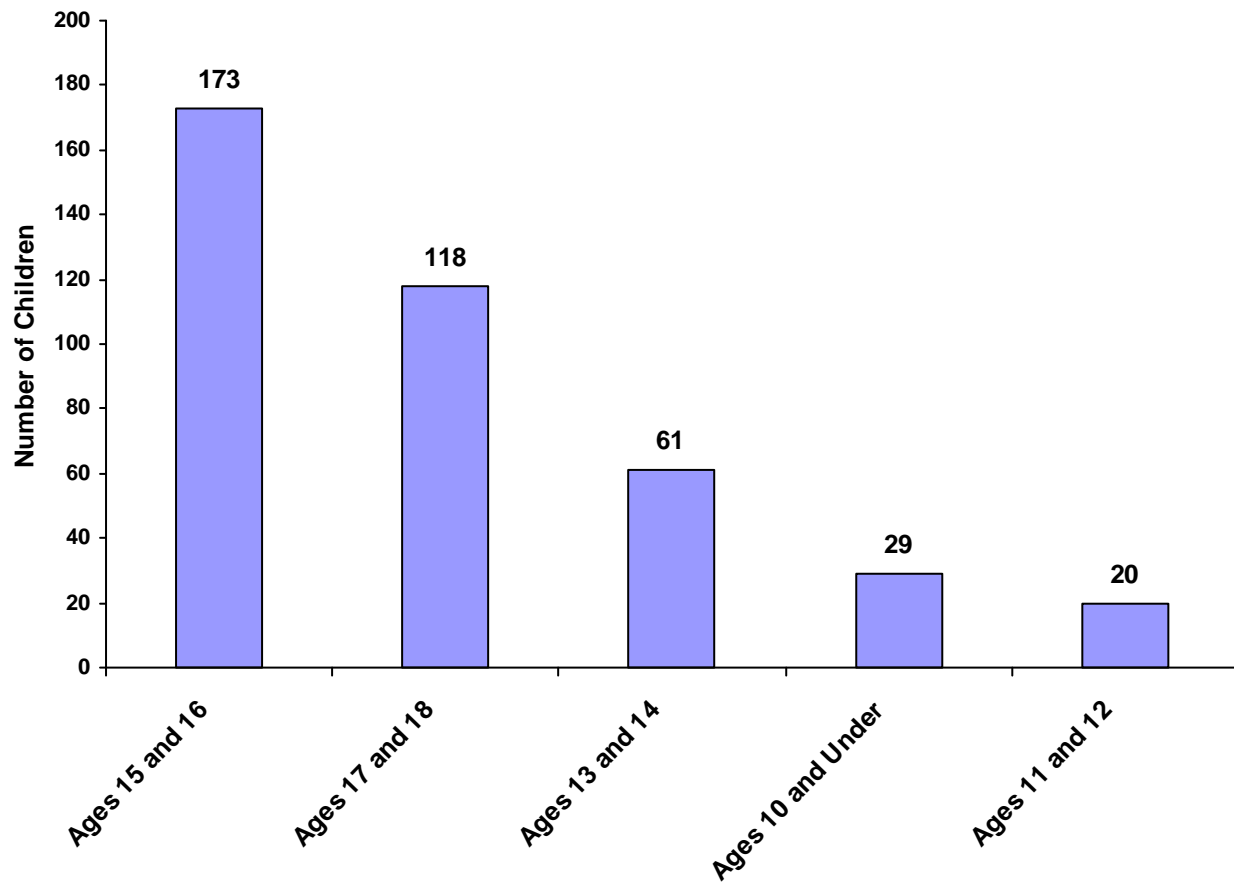


**TENNESSEE COUNCIL OF JUVENILE AND FAMILY COURT JUDGES
2008 CUMBERLAND COUNTY JUVENILE COURT STATISTICAL DATA**

Children Referred by Age Group, Race and Sex for CY 2008

	White Male	African American Male	Other Race Male	White Female	African American Female	Other Race Female	Unknown Race or Sex	Total	% of All Children Referred
Ages 10 and Under	17	0	0	9	0	0	3	29	7.23%
Ages 11 through 12	17	0	0	3	0	0	0	20	4.99%
Ages 13 through 14	36	1	0	24	0	0	0	61	15.21%
Ages 15 through 16	122	0	0	51	0	0	0	173	43.14%
Ages 17 through 18	76	1	0	40	0	0	1	118	29.43%
Ages 19 and Over	0	0	0	0	0	0	0	0	0.00%
Total	268	2	0	127	0	0	4	401	

Total Children by Age Group

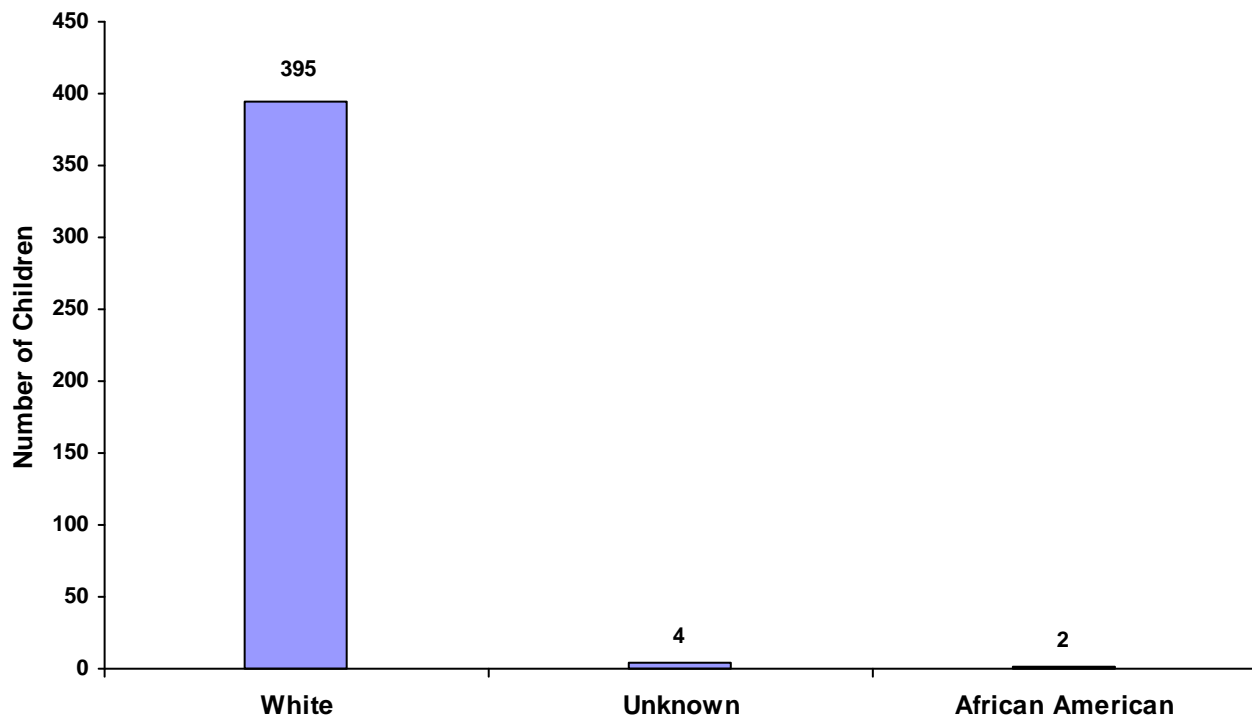


**TENNESSEE COUNCIL OF JUVENILE AND FAMILY COURT JUDGES
2008 CUMBERLAND COUNTY JUVENILE COURT STATISTICAL DATA**

Children Referred by Race and Sex for CY 2008

Race	Male	Female	Unknown	Total
White	268	127	0	395
African American	2	0	0	2
Native American	0	0	0	0
Asian	0	0	0	0
Mixed	0	0	0	0
Unknown	2	2	0	4
Total	272	129	0	401

Total Children by Race

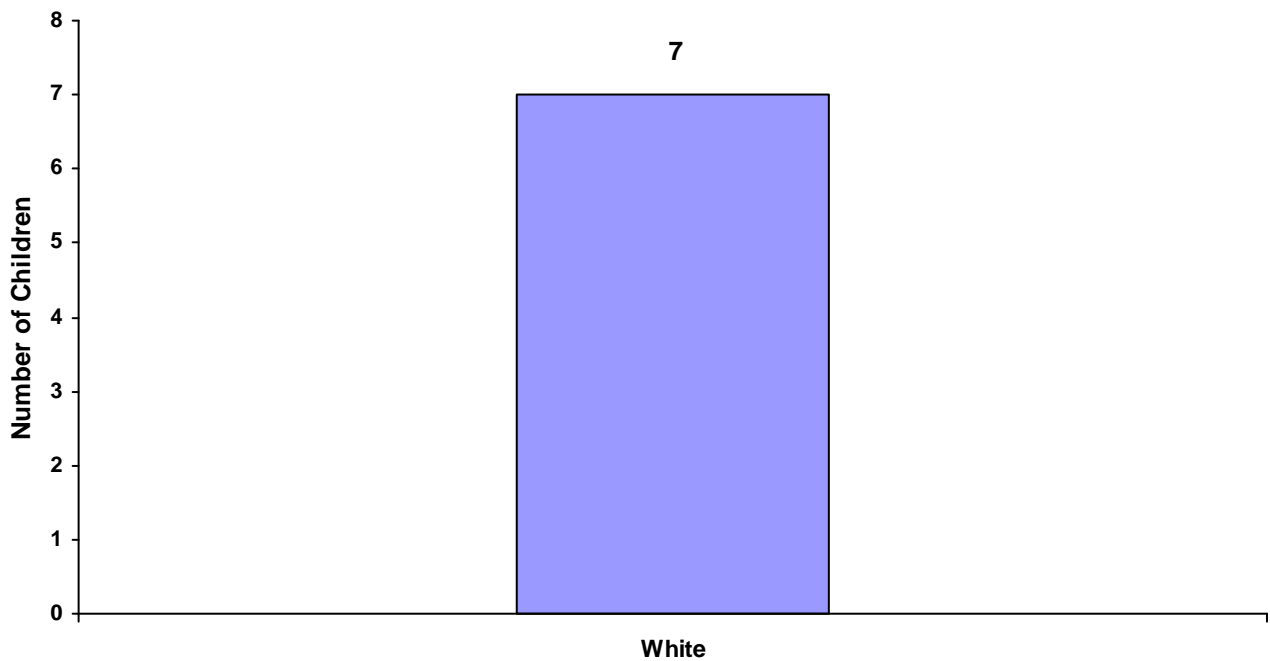


**TENNESSEE COUNCIL OF JUVENILE AND FAMILY COURT JUDGES
2008 CUMBERLAND COUNTY JUVENILE COURT STATISTICAL DATA**

Children of Hispanic Origin by Race and Sex for CY 2008

Race	Male	Female	Unknown	Total
White	5	2	0	7
African American	0	0	0	0
Native American	0	0	0	0
Asian	0	0	0	0
Mixed	0	0	0	0
Unknown	0	0	0	0
Total	5	2	0	7

Total Children of Hispanic Origin by Race



**TENNESSEE COUNCIL OF JUVENILE AND FAMILY COURT JUDGES
2008 CUMBERLAND COUNTY JUVENILE COURT STATISTICAL DATA**

Referrals by Type of Offense, Age Group, Race and Sex for CY 2008

	White Male	African American Male	Other Race Male	White Female	African American Female	Other Race Female	Unknown Race or Sex	Total
Delinquent								
Ages 10 and Under	10	0	0	0	0	0	0	10
Ages 11 through 12	8	0	0	2	0	0	0	10
Ages 13 through 14	29	0	0	20	0	0	0	49
Ages 15 through 16	117	0	0	55	0	0	0	172
Ages 17 through 18	81	1	0	39	0	0	1	122
Ages 19 and Over	0	0	0	0	0	0	0	0
Total	245	1	0	116	0	0	1	363
Status								
Ages 10 and Under	11	0	0	7	0	0	0	18
Ages 11 through 12	9	0	0	1	0	0	0	10
Ages 13 through 14	15	1	0	15	0	0	0	31
Ages 15 through 16	41	0	0	18	0	0	0	59
Ages 17 through 18	12	0	0	8	0	0	0	20
Ages 19 and Over	0	0	0	0	0	0	0	0
Total	88	1	0	49	0	0	0	138
Dependency and Neglect								
Ages 10 and Under	0	0	0	0	0	0	0	0
Ages 11 through 12	0	0	0	0	0	0	0	0
Ages 13 through 14	0	0	0	0	0	0	0	0
Ages 15 through 16	0	0	0	0	0	0	0	0
Ages 17 through 18	0	0	0	0	0	0	0	0
Ages 19 and Over	0	0	0	0	0	0	0	0
Total	0	0	0	0	0	0	0	0
Other Violations								
Ages 10 and Under	0	0	0	0	0	0	0	0
Ages 11 through 12	0	0	0	0	0	0	0	0
Ages 13 through 14	0	0	0	0	0	0	0	0
Ages 15 through 16	1	0	0	1	0	0	0	2
Ages 17 through 18	2	0	0	0	0	0	0	2
Ages 19 and Over	0	0	0	0	0	0	0	0
Total	3	0	0	1	0	0	0	4

**TENNESSEE COUNCIL OF JUVENILE AND FAMILY COURT JUDGES
2008 CUMBERLAND COUNTY JUVENILE COURT STATISTICAL DATA**

Referrals by Type of Offense, Age Group, Race and Sex for CY 2008

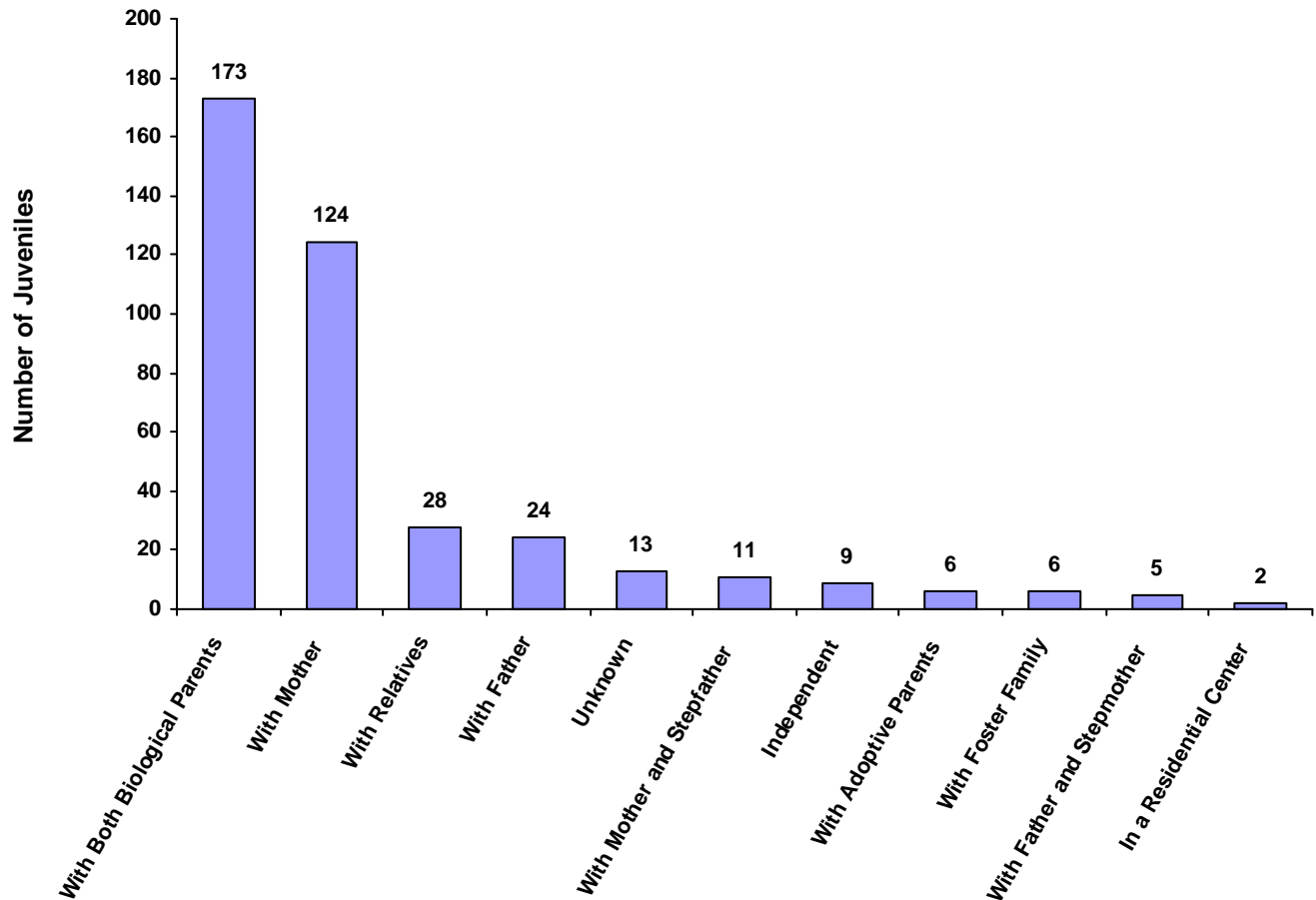
	White Male	African American Male	Other Race Male	White Female	African American Female	Other Race Female	Unknown Race or Sex	Total
Special Proceedings								
Ages 10 and Under	5	0	0	3	0	0	3	11
Ages 11 through 12	1	0	0	0	0	0	0	1
Ages 13 through 14	3	0	0	0	0	0	0	3
Ages 15 through 16	2	0	0	0	0	0	0	2
Ages 17 through 18	2	0	0	1	0	0	0	3
Ages 19 and Over	0	0	0	0	0	0	0	0
Total	13	0	0	4	0	0	3	20
Other								
Ages 10 and Under	0	0	0	0	0	0	0	0
Ages 11 through 12	0	0	0	0	0	0	0	0
Ages 13 through 14	0	0	0	0	0	0	0	0
Ages 15 through 16	2	0	0	0	0	0	0	2
Ages 17 through 18	0	0	0	0	0	0	0	0
Ages 19 and Over	0	0	0	0	0	0	0	0
Total	2	0	0	0	0	0	0	2
Grand Total	351	2	0	170	0	0	4	527

TENNESSEE COUNCIL OF JUVENILE AND FAMILY COURT JUDGES 2008 CUMBERLAND COUNTY JUVENILE COURT STATISTICAL DATA

Living Arrangement of Juveniles by Race and Sex for CY 2008

	White Male	African American Male	Other Race Male	White Female	African American Female	Other Race Female	Unknown Race or Sex	Total	% of All Children Referred
With Both Biological Parents	128	0	0	44	0	0	1	173	43.14%
With Father and Stepmother	4	0	0	1	0	0	0	5	1.25%
With Mother and Stepfather	4	1	0	6	0	0	0	11	2.74%
With Mother	83	0	0	38	0	0	3	124	30.92%
With Father	19	0	0	5	0	0	0	24	5.99%
With Relatives	10	1	0	17	0	0	0	28	6.98%
With Adoptive Parents	5	0	0	1	0	0	0	6	1.50%
With Foster Family	4	0	0	2	0	0	0	6	1.50%
In a Group Home	0	0	0	0	0	0	0	0	0.00%
In a Residential Center	1	0	0	1	0	0	0	2	0.50%
In an Institution	0	0	0	0	0	0	0	0	0.00%
Independent	2	0	0	7	0	0	0	9	2.24%
Unknown	8	0	0	5	0	0	0	13	3.24%
Other	0	0	0	0	0	0	0	0	0.00%
Totals	268	2	0	127	0	0	4	401	

Living Arrangement of Juveniles



**TENNESSEE COUNCIL OF JUVENILE AND FAMILY COURT JUDGES
2008 CUMBERLAND COUNTY JUVENILE COURT STATISTICAL DATA**

Last Grade Completed by Children by Race and Sex for CY 2008

	White Male	African American Male	Other Race Male	White Female	African American Female	Other Race Female	Unknown Race or Sex	Total	% of All Children Referred
Too Young for School	0	0	0	0	0	0	0	0	0.00%
Preschool	0	0	0	0	0	0	0	0	0.00%
Kindergarten	2	0	0	0	0	0	0	2	0.50%
1st Grade	2	0	0	1	0	0	0	3	0.75%
2nd Grade	2	0	0	2	0	0	0	4	1.00%
3rd Grade	5	0	0	2	0	0	0	7	1.75%
4th Grade	8	0	0	2	0	0	0	10	2.49%
5th Grade	6	0	0	0	0	0	0	6	1.50%
6th Grade	17	0	0	1	0	0	0	18	4.49%
7th Grade	13	1	0	15	0	0	0	29	7.23%
8th Grade	47	0	0	18	0	0	0	65	16.21%
9th Grade	73	0	0	25	0	0	0	98	24.44%
10th Grade	38	1	0	23	0	0	0	62	15.46%
11th Grade	24	0	0	12	0	0	0	36	8.98%
12th Grade	1	0	0	0	0	0	0	1	0.25%
Non-Graded Special Ed	0	0	0	0	0	0	0	0	0.00%
GED	2	0	0	3	0	0	0	5	1.25%
Graduated	0	0	0	7	0	0	0	7	1.75%
Never Attended School	3	0	0	1	0	0	1	5	1.25%
Unknown	25	0	0	15	0	0	3	43	10.72%
Other	0	0	0	0	0	0	0	0	0.00%
Totals	268	2	0	127	0	0	4	401	

Children Enrolled in School

	Children	% of All Children
Enrolled	338	84.29%
Not Enrolled	31	7.73%
Unknown	32	7.98%
	401	

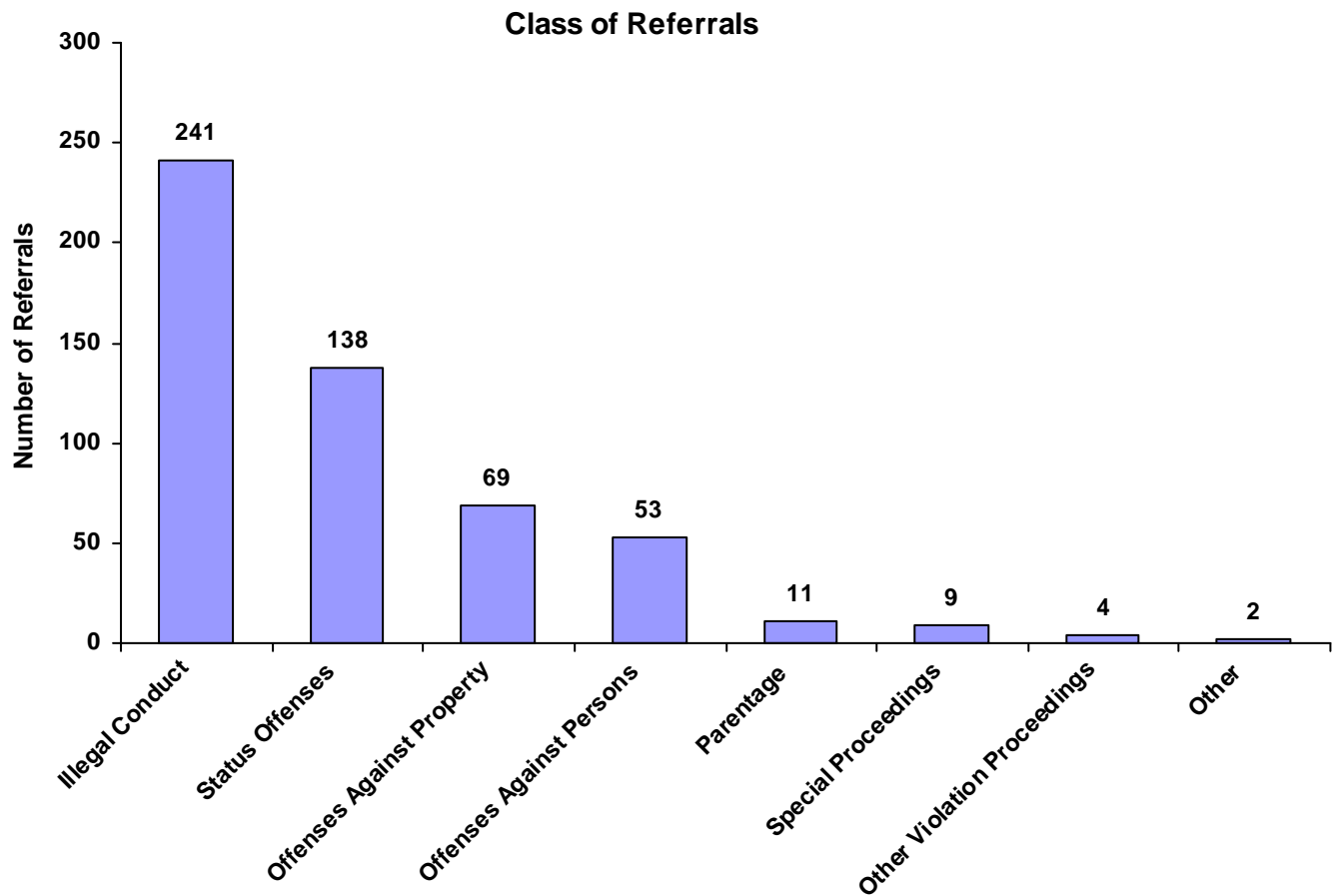
Children Enrolled in Special Education

	Children	% of All Children
Enrolled	38	9.48%
Not Enrolled	326	81.30%
Unknown	37	9.23%
	401	

**TENNESSEE COUNCIL OF JUVENILE AND FAMILY COURT JUDGES
2008 CUMBERLAND COUNTY JUVENILE COURT STATISTICAL DATA**

Class of Referrals by Race and Sex for CY 2008

	White Male	African American Male	Other Race Male	White Female	African American Female	Other Race Female	Unknown Race or Sex	Total	% of Total Referrals
Offenses Against Persons	33	0	0	20	0	0	0	53	10.06%
Offenses Against Property	54	0	0	15	0	0	0	69	13.09%
Illegal Conduct	158	1	0	81	0	0	1	241	45.73%
Status Offenses	88	1	0	49	0	0	0	138	26.19%
Dependency/Neglect	0	0	0	0	0	0	0	0	0.00%
Other Violation Proceedings	3	0	0	1	0	0	0	4	0.76%
Parentage	4	0	0	4	0	0	3	11	2.09%
Special Proceedings	9	0	0	0	0	0	0	9	1.71%
Other	2	0	0	0	0	0	0	2	0.38%
Totals	351	2	0	170	0	0	4	527	



**TENNESSEE COUNCIL OF JUVENILE AND FAMILY COURT JUDGES
2008 CUMBERLAND COUNTY JUVENILE COURT STATISTICAL DATA**

Referrals by Class and Type Of Offense by Race and Sex for CY 2008

	White Male	African American Male	Other Race Male	White Female	African American Female	Other Race Female	Unknown Race or Sex	Total
<u>Offenses Against Persons</u>								
Assault	30	0	0	19	0	0	0	49
Rape of a Child	1	0	0	0	0	0	0	1
Esp. Aggravated Kidnapping	0	0	0	1	0	0	0	1
Rape	1	0	0	0	0	0	0	1
Other Sexual Offenses	1	0	0	0	0	0	0	1
Criminal Homicide	0	0	0	0	0	0	0	0
1st Degree Murder	0	0	0	0	0	0	0	0
2nd Degree Murder	0	0	0	0	0	0	0	0
Aggravated Rape	0	0	0	0	0	0	0	0
Aggravated Vehicular Homicide	0	0	0	0	0	0	0	0
Esp. Aggravated Robbery	0	0	0	0	0	0	0	0
Aggravated Robbery	0	0	0	0	0	0	0	0
Aggravated Kidnapping	0	0	0	0	0	0	0	0
Aggravated Child Abuse / Neglect	0	0	0	0	0	0	0	0
Aggravated Sexual Battery	0	0	0	0	0	0	0	0
Voluntary Manslaughter	0	0	0	0	0	0	0	0
Vehicular Homicide	0	0	0	0	0	0	0	0
Sexual Abuse of a Child	0	0	0	0	0	0	0	0
Aggravated Assault	0	0	0	0	0	0	0	0
Robbery	0	0	0	0	0	0	0	0
Criminally Negligent Homicide	0	0	0	0	0	0	0	0
Attempted Crime Against a Person	0	0	0	0	0	0	0	0
Reckless Endangerment	0	0	0	0	0	0	0	0
Totals	33	0	0	20	0	0	0	53
<u>Offenses Against Property</u>								
Theft of Property	28	0	0	9	0	0	0	37
Vandalism	7	0	0	4	0	0	0	11
Burglary	8	0	0	1	0	0	0	9
Aggravated Burglary	5	0	0	0	0	0	0	5
Arson	4	0	0	0	0	0	0	4
Unauthorized Use of a Vehicle	2	0	0	1	0	0	0	3
Aggravated Arson	0	0	0	0	0	0	0	0
Forgery	0	0	0	0	0	0	0	0
Worthless Checks	0	0	0	0	0	0	0	0
Illegal Poss/Use of Credit/Debit Cards	0	0	0	0	0	0	0	0
Cruelty to Animals	0	0	0	0	0	0	0	0
Totals	54	0	0	15	0	0	0	69

**TENNESSEE COUNCIL OF JUVENILE AND FAMILY COURT JUDGES
2008 CUMBERLAND COUNTY JUVENILE COURT STATISTICAL DATA**

Referrals by Class and Type Of Offense by Race and Sex for CY 2008

	White Male	African American Male	Other Race Male	White Female	African American Female	Other Race Female	Unknown Race or Sex	Total
<u>Illegal Conduct</u>								
Traffic	42	0	0	28	0	0	0	70
Disorderly Conduct	38	0	0	25	0	0	0	63
Violation of Probation	23	0	0	13	0	0	0	36
Possession/Consumption of Alcohol	21	1	0	6	0	0	1	29
Possession of Controlled Substances	18	0	0	5	0	0	0	23
Criminal Trespass	3	0	0	1	0	0	0	4
Violation of Wildlife Regulations	4	0	0	0	0	0	0	4
Violation of Aftercare	3	0	0	0	0	0	0	3
Unlawful Carrying / Poss of a Weapon	2	0	0	0	0	0	0	2
Local Ordinances	1	0	0	1	0	0	0	2
Evading Arrest	1	0	0	0	0	0	0	1
Escape	0	0	0	1	0	0	0	1
Harassment	0	0	0	1	0	0	0	1
Filing a False Police Report	1	0	0	0	0	0	0	1
Public Intoxication	1	0	0	0	0	0	0	1
Sale of Controlled Substances	0	0	0	0	0	0	0	0
Other Drug Offenses	0	0	0	0	0	0	0	0
Criminal Attempt	0	0	0	0	0	0	0	0
Carrying Weapons on School Property	0	0	0	0	0	0	0	0
Driving Under Influence (DUI)	0	0	0	0	0	0	0	0
Resist Stop/Frisk/Halt/Arrest/Search	0	0	0	0	0	0	0	0
Aggravated Criminal Trespass	0	0	0	0	0	0	0	0
Failure to Appear	0	0	0	0	0	0	0	0
Criminal Impersonation	0	0	0	0	0	0	0	0
Gambling	0	0	0	0	0	0	0	0
Contempt of Court	0	0	0	0	0	0	0	0
Totals	158	1	0	81	0	0	1	241
<u>Status Offenses</u>								
Truancy	40	0	0	27	0	0	0	67
Possession of Tobacco Products	32	0	0	3	0	0	0	35
Unruly Behavior	13	1	0	11	0	0	0	25
In-State Runaway	3	0	0	8	0	0	0	11
Out-of-State Runaway	0	0	0	0	0	0	0	0
Violation of a Valid Court Order	0	0	0	0	0	0	0	0
Violation of Curfew	0	0	0	0	0	0	0	0
Totals	88	1	0	49	0	0	0	138
<u>Dependency/Neglect</u>								
Sexually Abused Child	0	0	0	0	0	0	0	0
Physically Abused Child	0	0	0	0	0	0	0	0
Dependency / Neglect	0	0	0	0	0	0	0	0
Termination of Parental Rights	0	0	0	0	0	0	0	0
Totals	0	0	0	0	0	0	0	0

**TENNESSEE COUNCIL OF JUVENILE AND FAMILY COURT JUDGES
2008 CUMBERLAND COUNTY JUVENILE COURT STATISTICAL DATA**

Referrals by Class and Type Of Offense by Race and Sex for CY 2008

	White Male	African American Male	Other Race Male	White Female	African American Female	Other Race Female	Unknown Race or Sex	Total
<u>Other Violation Proceedings</u>								
Violation of Pretrial Diversion	3	0	0	1	0	0	0	4
Violation of Informal Adjustment	0	0	0	0	0	0	0	0
Totals	3	0	0	1	0	0	0	4
<u>Parentage</u>								
Child Support	3	0	0	2	0	0	3	8
Paternity / Legitimation	1	0	0	2	0	0	0	3
Custody	0	0	0	0	0	0	0	0
Visitation	0	0	0	0	0	0	0	0
Totals	4	0	0	4	0	0	3	11
<u>Special Proceedings</u>								
Judicial Review	9	0	0	0	0	0	0	9
Administrative Review	0	0	0	0	0	0	0	0
Foster Care Review	0	0	0	0	0	0	0	0
Request for Medical Treatment	0	0	0	0	0	0	0	0
Consent to Marry	0	0	0	0	0	0	0	0
Totals	9	0	0	0	0	0	0	9
<u>Other</u>								
Other	2	0	0	0	0	0	0	2
Totals	2	0	0	0	0	0	0	2
All Referral Totals	351	2	0	170	0	0	4	527

**TENNESSEE COUNCIL OF JUVENILE AND FAMILY COURT JUDGES
2008 CUMBERLAND COUNTY JUVENILE COURT STATISTICAL DATA**

Referral Reasons by Type of Offense, Race and Sex for CY 2008

	White Male	African American Male	Other Race Male	White Female	African American Female	Other Race Female	Unknown Race or Sex	Total
Delinquent								
Traffic	42	0	0	28	0	0	0	70
Disorderly Conduct	38	0	0	25	0	0	0	63
Assault	30	0	0	19	0	0	0	49
Theft of Property	28	0	0	9	0	0	0	37
Violation of Probation	23	0	0	13	0	0	0	36
Possession/Consumption of Alcohol	21	1	0	6	0	0	1	29
Possession of Controlled Substances	18	0	0	5	0	0	0	23
Vandalism	7	0	0	4	0	0	0	11
Burglary	8	0	0	1	0	0	0	9
Aggravated Burglary	5	0	0	0	0	0	0	5
Arson	4	0	0	0	0	0	0	4
Criminal Trespass	3	0	0	1	0	0	0	4
Violation of Wildlife Regulations	4	0	0	0	0	0	0	4
Unauthorized Use of a Vehicle	2	0	0	1	0	0	0	3
Violation of Aftercare	3	0	0	0	0	0	0	3
Unlawful Carrying / Poss of a Weapon	2	0	0	0	0	0	0	2
Local Ordinances	1	0	0	1	0	0	0	2
Rape of a Child	1	0	0	0	0	0	0	1
Esp. Aggravated Kidnapping	0	0	0	1	0	0	0	1
Rape	1	0	0	0	0	0	0	1
Other Sexual Offenses	1	0	0	0	0	0	0	1
Evading Arrest	1	0	0	0	0	0	0	1
Escape	0	0	0	1	0	0	0	1
Harassment	0	0	0	1	0	0	0	1
Filing a False Police Report	1	0	0	0	0	0	0	1
Public Intoxication	1	0	0	0	0	0	0	1
Criminal Homicide	0	0	0	0	0	0	0	0
1st Degree Murder	0	0	0	0	0	0	0	0
2nd Degree Murder	0	0	0	0	0	0	0	0
Aggravated Rape	0	0	0	0	0	0	0	0
Aggravated Vehicular Homicide	0	0	0	0	0	0	0	0
Esp. Aggravated Robbery	0	0	0	0	0	0	0	0
Aggravated Robbery	0	0	0	0	0	0	0	0
Aggravated Kidnapping	0	0	0	0	0	0	0	0
Aggravated Child Abuse / Neglect	0	0	0	0	0	0	0	0
Aggravated Sexual Battery	0	0	0	0	0	0	0	0
Voluntary Manslaughter	0	0	0	0	0	0	0	0
Vehicular Homicide	0	0	0	0	0	0	0	0
Sexual Abuse of a Child	0	0	0	0	0	0	0	0
Aggravated Assault	0	0	0	0	0	0	0	0
Robbery	0	0	0	0	0	0	0	0
Criminally Negligent Homicide	0	0	0	0	0	0	0	0
Attempted Crime Against a Person	0	0	0	0	0	0	0	0
Reckless Endangerment	0	0	0	0	0	0	0	0
Aggravated Arson	0	0	0	0	0	0	0	0
Forgery	0	0	0	0	0	0	0	0
Worthless Checks	0	0	0	0	0	0	0	0
Illegal Poss/Use of Credit/Debit Cards	0	0	0	0	0	0	0	0
Cruelty to Animals	0	0	0	0	0	0	0	0
Sale of Controlled Substances	0	0	0	0	0	0	0	0
Other Drug Offenses	0	0	0	0	0	0	0	0
Criminal Attempt	0	0	0	0	0	0	0	0

**TENNESSEE COUNCIL OF JUVENILE AND FAMILY COURT JUDGES
2008 CUMBERLAND COUNTY JUVENILE COURT STATISTICAL DATA**

Referral Reasons by Type of Offense, Race and Sex for CY 2008

	White Male	African American Male	Other Race Male	White Female	African American Female	Other Race Female	Unknown Race or Sex	Total
<u>Delinquent</u>								
Carrying Weapons on School Property	0	0	0	0	0	0	0	0
Driving Under Influence (DUI)	0	0	0	0	0	0	0	0
Resist Stop/Frisk/Halt/Arrest/Search	0	0	0	0	0	0	0	0
Aggravated Criminal Trespass	0	0	0	0	0	0	0	0
Failure to Appear	0	0	0	0	0	0	0	0
Criminal Impersonation	0	0	0	0	0	0	0	0
Gambling	0	0	0	0	0	0	0	0
Contempt of Court	0	0	0	0	0	0	0	0
Totals	245	1	0	116	0	0	1	363
<u>Status</u>								
Truancy	40	0	0	27	0	0	0	67
Possession of Tobacco Products	32	0	0	3	0	0	0	35
Unruly Behavior	13	1	0	11	0	0	0	25
In-State Runaway	3	0	0	8	0	0	0	11
Out-of-State Runaway	0	0	0	0	0	0	0	0
Violation of a Valid Court Order	0	0	0	0	0	0	0	0
Violation of Curfew	0	0	0	0	0	0	0	0
Totals	88	1	0	49	0	0	0	138
<u>Dependency and Neglect</u>								
Sexually Abused Child	0	0	0	0	0	0	0	0
Physically Abused Child	0	0	0	0	0	0	0	0
Dependency / Neglect	0	0	0	0	0	0	0	0
Termination of Parental Rights	0	0	0	0	0	0	0	0
Totals	0	0	0	0	0	0	0	0
<u>Other Violations</u>								
Violation of Pretrial Diversion	3	0	0	1	0	0	0	4
Violation of Informal Adjustment	0	0	0	0	0	0	0	0
Totals	3	0	0	1	0	0	0	4
<u>Special Proceedings</u>								
Judicial Review	9	0	0	0	0	0	0	9
Child Support	3	0	0	2	0	0	3	8
Paternity / Legitimation	1	0	0	2	0	0	0	3
Administrative Review	0	0	0	0	0	0	0	0
Foster Care Review	0	0	0	0	0	0	0	0
Custody	0	0	0	0	0	0	0	0
Visitation	0	0	0	0	0	0	0	0
Request for Medical Treatment	0	0	0	0	0	0	0	0
Consent to Marry	0	0	0	0	0	0	0	0
Totals	13	0	0	4	0	0	3	20
<u>Other</u>								
Other	2	0	0	0	0	0	0	2
Totals	2	0	0	0	0	0	0	2
All Referral Totals	351	2	0	170	0	0	4	527

**TENNESSEE COUNCIL OF JUVENILE AND FAMILY COURT JUDGES
2008 CUMBERLAND COUNTY JUVENILE COURT STATISTICAL DATA**

Top 4 Referral Reasons by Race and Sex for CY 2008

Sex	Race	Referral Reason	Total
Male			
	White	1. Traffic	42
		2. Truancy	40
		3. Disorderly Conduct	38
		4. Possession of Tobacco Products	32
	African American	1. Possession/Consumption of Alcohol	1
		2. Unruly Behavior	1
Female			
	White	1. Traffic	28
		2. Truancy	27
		3. Disorderly Conduct	25
		4. Assault	19
Unknown			
	Unknown	1. Child Support	3
		2. Possession/Consumption of Alcohol	1

**TENNESSEE COUNCIL OF JUVENILE AND FAMILY COURT JUDGES
2008 CUMBERLAND COUNTY JUVENILE COURT STATISTICAL DATA**

Top 4 Referral Reasons by Race and Sex and by Type of Offense for CY 2008

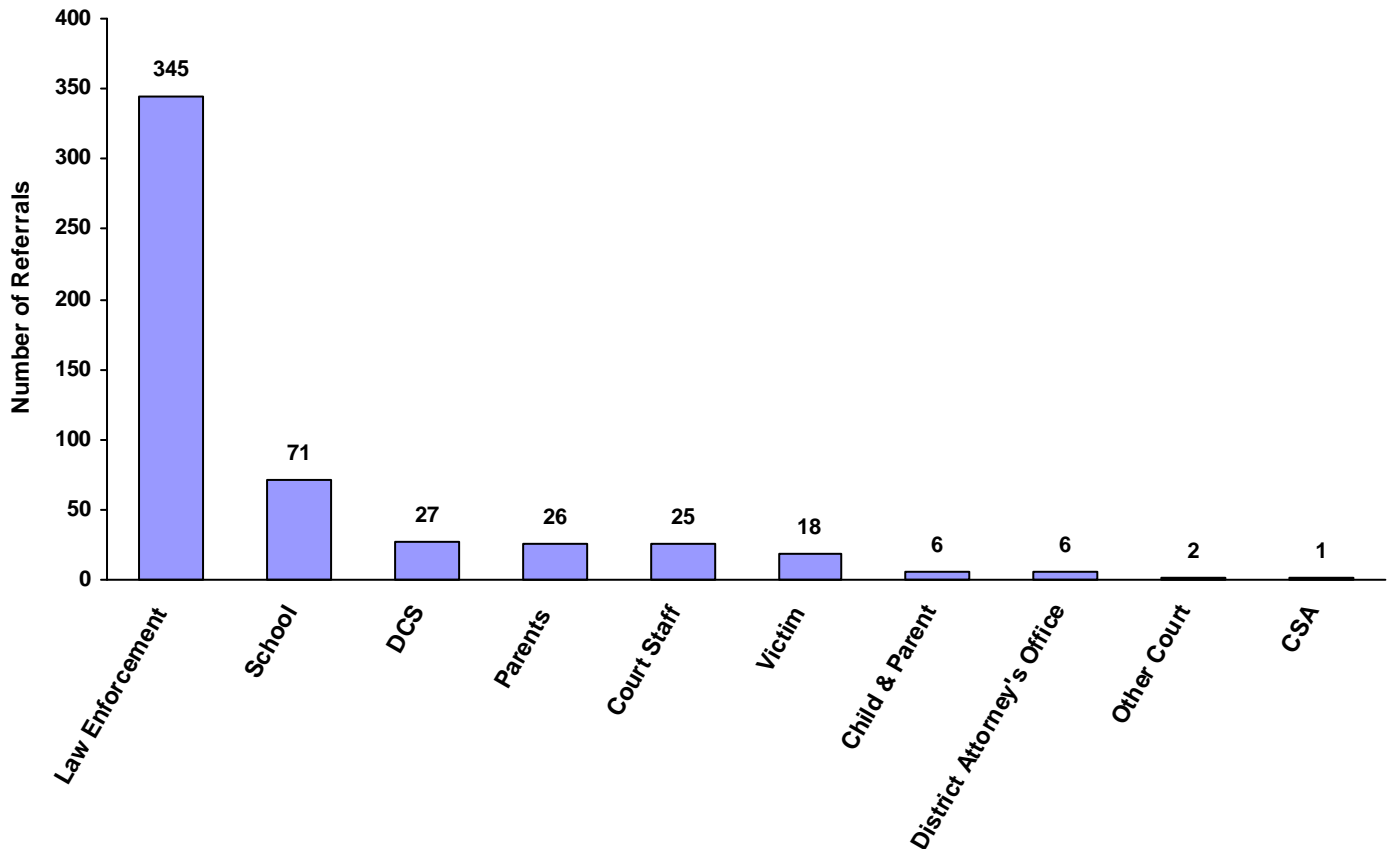
Sex	Race	Referral Type	Referral Reason	Total	
Male	White	Delinquent	1. Traffic	42	
			2. Disorderly Conduct	38	
			3. Assault	30	
			4. Theft of Property	28	
		Status	1. Truancy	40	
			2. Possession of Tobacco Products	32	
			3. Unruly Behavior	13	
			4. In-State Runaway	3	
		Other Violations	1. Violation of Pretrial Diversion	3	
			Special Proceedings	1. Judicial Review	9
				2. Child Support	3
				3. Paternity / Legitimation	1
		Other	1. Other	2	
Male	African American	Delinquent	1. Possession/Consumption of Alcohol	1	
		Status	1. Unruly Behavior	1	
Female	White	Delinquent	1. Traffic	28	
			2. Disorderly Conduct	25	
			3. Assault	19	
			4. Violation of Probation	13	
		Status	1. Truancy	27	
			2. Unruly Behavior	11	
			3. In-State Runaway	8	
			4. Possession of Tobacco Products	3	
		Other Violations	1. Violation of Pretrial Diversion	1	
			Special Proceedings	1. Child Support	2
		2. Paternity / Legitimation	2		
Unknown	Unknown	Delinquent	1. Possession/Consumption of Alcohol	1	
		Special Proceedings	1. Child Support	3	

**TENNESSEE COUNCIL OF JUVENILE AND FAMILY COURT JUDGES
2008 CUMBERLAND COUNTY JUVENILE COURT STATISTICAL DATA**

Source of Referrals by Race and Sex for CY 2008

	White Male	African American Male	Other Race Male	White Female	African American Female	Other Race Female	Unknown Race or Sex	Total	% of Total Referrals
Law Enforcement	242	1	0	101	0	0	1	345	65.46%
Parents	12	0	0	14	0	0	0	26	4.93%
Relatives	0	0	0	0	0	0	0	0	0.00%
Self	0	0	0	0	0	0	0	0	0.00%
School	44	0	0	27	0	0	0	71	13.47%
CSA	0	0	0	1	0	0	0	1	0.19%
DCS	21	0	0	6	0	0	0	27	5.12%
Other State Department	0	0	0	0	0	0	0	0	0.00%
District Attorney's Office	2	0	0	2	0	0	2	6	1.14%
Court Staff	15	0	0	10	0	0	0	25	4.74%
Social Agency	0	0	0	0	0	0	0	0	0.00%
Other Court	0	0	0	2	0	0	0	2	0.38%
Victim	12	0	0	6	0	0	0	18	3.42%
Child & Parent	3	1	0	1	0	0	1	6	1.14%
Hospital	0	0	0	0	0	0	0	0	0.00%
Unknown	0	0	0	0	0	0	0	0	0.00%
Other	0	0	0	0	0	0	0	0	0.00%
Totals	351	2	0	170	0	0	4	527	

Total Source of Referrals



**TENNESSEE COUNCIL OF JUVENILE AND FAMILY COURT JUDGES
2008 CUMBERLAND COUNTY JUVENILE COURT STATISTICAL DATA**

Six Most Frequent Referral Reasons by Source, Race and Sex for CY 2008

	White Male	African American Male	Other Race Male	White Female	African American Female	Other Race Female	Unknown Race or Sex	Total
<u>Law Enforcement</u>								
1. Traffic	42	0	0	27	0	0	0	69
2. Disorderly Conduct	38	0	0	25	0	0	0	63
3. Assault	23	0	0	15	0	0	0	38
4. Theft of Property	26	0	0	9	0	0	0	35
5. Possession of Tobacco Products	27	0	0	3	0	0	0	30
6. Possession / Consumption of Alcohol	21	1	0	6	0	0	1	29
<u>Parents</u>								
1. Unruly Behavior	10	0	0	7	0	0	0	17
2. In-State Runaway	1	0	0	4	0	0	0	5
3. Arson	1	0	0	0	0	0	0	1
4. Paternity / Legitimation	0	0	0	1	0	0	0	1
5. Unauthorized Use of a Vehicle	0	0	0	1	0	0	0	1
6. Violation of Probation	0	0	0	1	0	0	0	1
<u>Relatives</u>								
1. NO REFERRAL SUBMITTED	0	0	0	0	0	0	0	0
<u>Self</u>								
1. NO REFERRAL SUBMITTED	0	0	0	0	0	0	0	0
<u>School</u>								
1. Truancy	39	0	0	26	0	0	0	65
2. Possession of Tobacco Products	5	0	0	0	0	0	0	5
3. Traffic	0	0	0	1	0	0	0	1
4. NO REFERRAL SUBMITTED	0	0	0	0	0	0	0	0
<u>Community Service Agencies</u>								
1. Unruly Behavior	0	0	0	1	0	0	0	1
2. NO REFERRAL SUBMITTED	0	0	0	0	0	0	0	0
<u>Department of Children's Services</u>								
1. Violation of Probation	15	0	0	3	0	0	0	18
2. Violation of Aftercare	3	0	0	0	0	0	0	3
3. Violation of Pretrial Diversion	2	0	0	1	0	0	0	3
4. Escape	0	0	0	1	0	0	0	1
5. In-State Runaway	0	0	0	1	0	0	0	1
6. Judicial Review	1	0	0	0	0	0	0	1
<u>Other State Department</u>								
1. NO REFERRAL SUBMITTED	0	0	0	0	0	0	0	0
<u>District Attorney's Office</u>								
1. Child Support	1	0	0	2	0	0	2	5
2. Paternity / Legitimation	1	0	0	0	0	0	0	1
3. NO REFERRAL SUBMITTED	0	0	0	0	0	0	0	0

**TENNESSEE COUNCIL OF JUVENILE AND FAMILY COURT JUDGES
2008 CUMBERLAND COUNTY JUVENILE COURT STATISTICAL DATA**

Six Most Frequent Referral Reasons by Source, Race and Sex for CY 2008

	White Male	African American Male	Other Race Male	White Female	African American Female	Other Race Female	Unknown Race or Sex	Total
<u>Court Staff</u>								
1. Violation of Probation	8	0	0	9	0	0	0	17
2. Judicial Review	6	0	0	0	0	0	0	6
3. In-State Runaway	0	0	0	1	0	0	0	1
4. Violation of Pretrial Diversion	1	0	0	0	0	0	0	1
5. NO REFERRAL SUBMITTED	0	0	0	0	0	0	0	0
<u>Social Agency</u>								
1. NO REFERRAL SUBMITTED	0	0	0	0	0	0	0	0
<u>Other Court</u>								
1. Possession of Controlled Substances	0	0	0	1	0	0	0	1
2. Unruly Behavior	0	0	0	1	0	0	0	1
3. NO REFERRAL SUBMITTED	0	0	0	0	0	0	0	0
<u>Victim</u>								
1. Assault	7	0	0	4	0	0	0	11
2. Criminal Trespass	2	0	0	0	0	0	0	2
3. Theft of Property	2	0	0	0	0	0	0	2
4. Vandalism	1	0	0	1	0	0	0	2
5. Harassment	0	0	0	1	0	0	0	1
6. NO REFERRAL SUBMITTED	0	0	0	0	0	0	0	0
<u>Child & Parent</u>								
1. Child Support	2	0	0	0	0	0	1	3
2. Arson	1	0	0	0	0	0	0	1
3. Paternity / Legitimation	0	0	0	1	0	0	0	1
4. Unruly Behavior	0	1	0	0	0	0	0	1
5. NO REFERRAL SUBMITTED	0	0	0	0	0	0	0	0
<u>Hospital</u>								
1. NO REFERRAL SUBMITTED	0	0	0	0	0	0	0	0
<u>Unknown</u>								
1. NO REFERRAL SUBMITTED	0	0	0	0	0	0	0	0
<u>Other</u>								
1. NO REFERRAL SUBMITTED	0	0	0	0	0	0	0	0

**TENNESSEE COUNCIL OF JUVENILE AND FAMILY COURT JUDGES
2008 CUMBERLAND COUNTY JUVENILE COURT STATISTICAL DATA**

Source of Referrals by Type of Offense, Race and Sex for CY 2008

	White Male	African American Male	Other Race Male	White Female	African American Female	Other Race Female	Unknown Race or Sex	Total
<u>Delinquent</u>								
Law Enforcement	205	1	0	93	0	0	1	300
DCS	18	0	0	4	0	0	0	22
Victim	12	0	0	6	0	0	0	18
Court Staff	8	0	0	9	0	0	0	17
Parents	1	0	0	2	0	0	0	3
Child & Parent	1	0	0	0	0	0	0	1
Other Court	0	0	0	1	0	0	0	1
School	0	0	0	1	0	0	0	1
CSA	0	0	0	0	0	0	0	0
District Attorney's Office	0	0	0	0	0	0	0	0
Hospital	0	0	0	0	0	0	0	0
Other	0	0	0	0	0	0	0	0
Other State Department	0	0	0	0	0	0	0	0
Relatives	0	0	0	0	0	0	0	0
Self	0	0	0	0	0	0	0	0
Social Agency	0	0	0	0	0	0	0	0
Unknown	0	0	0	0	0	0	0	0
Totals	245	1	0	116	0	0	1	363

<u>Status/Unruly</u>								
School	44	0	0	26	0	0	0	70
Law Enforcement	33	0	0	8	0	0	0	41
Parents	11	0	0	11	0	0	0	22
Child & Parent	0	1	0	0	0	0	0	1
Court Staff	0	0	0	1	0	0	0	1
CSA	0	0	0	1	0	0	0	1
DCS	0	0	0	1	0	0	0	1
Other Court	0	0	0	1	0	0	0	1
District Attorney's Office	0	0	0	0	0	0	0	0
Hospital	0	0	0	0	0	0	0	0
Other	0	0	0	0	0	0	0	0
Other State Department	0	0	0	0	0	0	0	0
Relatives	0	0	0	0	0	0	0	0
Self	0	0	0	0	0	0	0	0
Social Agency	0	0	0	0	0	0	0	0
Unknown	0	0	0	0	0	0	0	0
Victim	0	0	0	0	0	0	0	0
Totals	88	1	0	49	0	0	0	138

**TENNESSEE COUNCIL OF JUVENILE AND FAMILY COURT JUDGES
2008 CUMBERLAND COUNTY JUVENILE COURT STATISTICAL DATA**

Source of Referrals by Type of Offense, Race and Sex for CY 2008

	White Male	African American Male	Other Race Male	White Female	African American Female	Other Race Female	Unknown Race or Sex	Total
<u>Dependency and Neglect</u>								
Child & Parent	0	0	0	0	0	0	0	0
Court Staff	0	0	0	0	0	0	0	0
CSA	0	0	0	0	0	0	0	0
DCS	0	0	0	0	0	0	0	0
District Attorney's Office	0	0	0	0	0	0	0	0
Hospital	0	0	0	0	0	0	0	0
Law Enforcement	0	0	0	0	0	0	0	0
Other	0	0	0	0	0	0	0	0
Other Court	0	0	0	0	0	0	0	0
Other State Department	0	0	0	0	0	0	0	0
Parents	0	0	0	0	0	0	0	0
Relatives	0	0	0	0	0	0	0	0
School	0	0	0	0	0	0	0	0
Self	0	0	0	0	0	0	0	0
Social Agency	0	0	0	0	0	0	0	0
Unknown	0	0	0	0	0	0	0	0
Victim	0	0	0	0	0	0	0	0
Totals	0	0	0	0	0	0	0	0

<u>Other Violations</u>								
DCS	2	0	0	1	0	0	0	3
Court Staff	1	0	0	0	0	0	0	1
Child & Parent	0	0	0	0	0	0	0	0
CSA	0	0	0	0	0	0	0	0
District Attorney's Office	0	0	0	0	0	0	0	0
Hospital	0	0	0	0	0	0	0	0
Law Enforcement	0	0	0	0	0	0	0	0
Other	0	0	0	0	0	0	0	0
Other Court	0	0	0	0	0	0	0	0
Other State Department	0	0	0	0	0	0	0	0
Parents	0	0	0	0	0	0	0	0
Relatives	0	0	0	0	0	0	0	0
School	0	0	0	0	0	0	0	0
Self	0	0	0	0	0	0	0	0
Social Agency	0	0	0	0	0	0	0	0
Unknown	0	0	0	0	0	0	0	0
Victim	0	0	0	0	0	0	0	0
Totals	3	0	0	1	0	0	0	4

**TENNESSEE COUNCIL OF JUVENILE AND FAMILY COURT JUDGES
2008 CUMBERLAND COUNTY JUVENILE COURT STATISTICAL DATA**

Source of Referrals by Type of Offense, Race and Sex for CY 2008

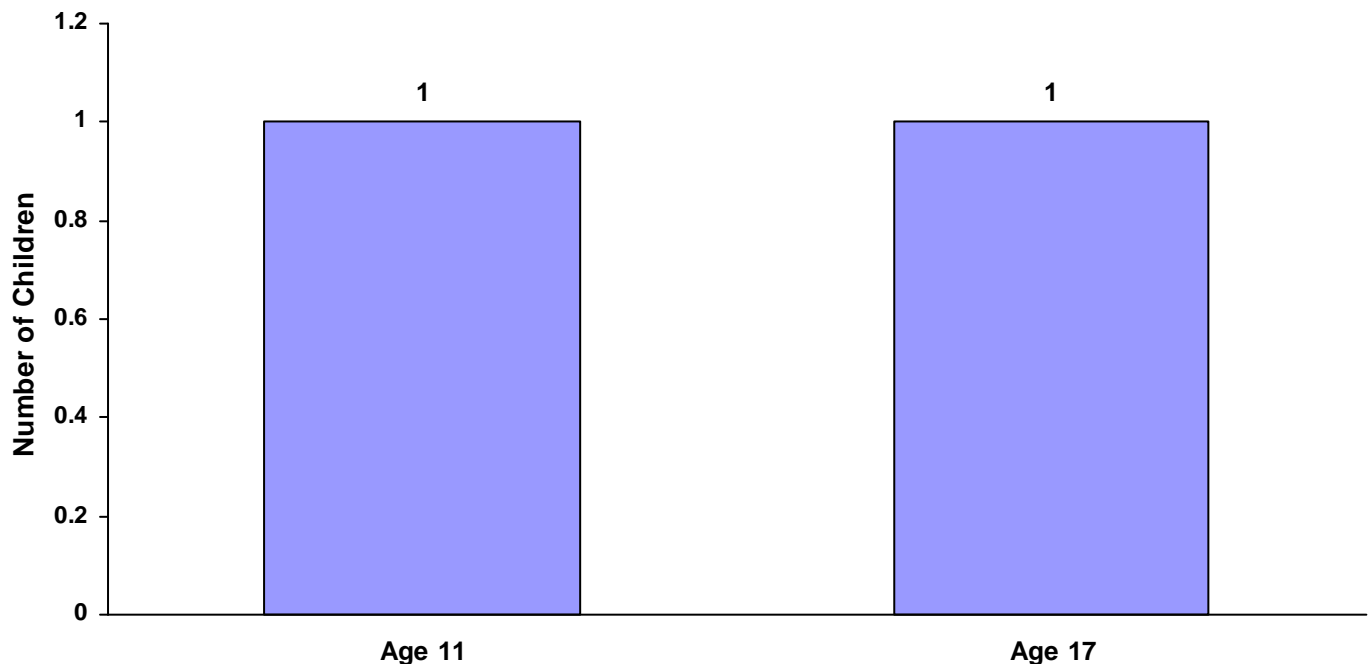
	White Male	African American Male	Other Race Male	White Female	African American Female	Other Race Female	Unknown Race or Sex	Total
<u>Special Proceedings</u>								
Court Staff	6	0	0	0	0	0	0	6
District Attorney's Office	2	0	0	2	0	0	2	6
Child & Parent	2	0	0	1	0	0	1	4
Law Enforcement	2	0	0	0	0	0	0	2
DCS	1	0	0	0	0	0	0	1
Parents	0	0	0	1	0	0	0	1
CSA	0	0	0	0	0	0	0	0
Hospital	0	0	0	0	0	0	0	0
Other	0	0	0	0	0	0	0	0
Other Court	0	0	0	0	0	0	0	0
Other State Department	0	0	0	0	0	0	0	0
Relatives	0	0	0	0	0	0	0	0
School	0	0	0	0	0	0	0	0
Self	0	0	0	0	0	0	0	0
Social Agency	0	0	0	0	0	0	0	0
Unknown	0	0	0	0	0	0	0	0
Victim	0	0	0	0	0	0	0	0
Totals	13	0	0	4	0	0	3	20
<u>Other</u>								
Law Enforcement	2	0	0	0	0	0	0	2
Child & Parent	0	0	0	0	0	0	0	0
Court Staff	0	0	0	0	0	0	0	0
CSA	0	0	0	0	0	0	0	0
DCS	0	0	0	0	0	0	0	0
District Attorney's Office	0	0	0	0	0	0	0	0
Hospital	0	0	0	0	0	0	0	0
Other	0	0	0	0	0	0	0	0
Other Court	0	0	0	0	0	0	0	0
Other State Department	0	0	0	0	0	0	0	0
Parents	0	0	0	0	0	0	0	0
Relatives	0	0	0	0	0	0	0	0
School	0	0	0	0	0	0	0	0
Self	0	0	0	0	0	0	0	0
Social Agency	0	0	0	0	0	0	0	0
Unknown	0	0	0	0	0	0	0	0
Victim	0	0	0	0	0	0	0	0
Totals	2	0	0	0	0	0	0	2
All Referral Source Totals	351	2	0	170	0	0	4	527

**TENNESSEE COUNCIL OF JUVENILE AND FAMILY COURT JUDGES
2008 CUMBERLAND COUNTY JUVENILE COURT STATISTICAL DATA**

**Children Referred for Unlawful Carrying/Possession of a Weapon for CY 2008
Total Children = 401**

	White Male	African American Male	Other Race Male	White Female	African American Female	Other Race Female	Unknown Race or Sex	Total	% of All Children Referred
Age Under 1	0	0	0	0	0	0	0	0	0.00%
Age 1	0	0	0	0	0	0	0	0	0.00%
Age 2	0	0	0	0	0	0	0	0	0.00%
Age 3	0	0	0	0	0	0	0	0	0.00%
Age 4	0	0	0	0	0	0	0	0	0.00%
Age 5	0	0	0	0	0	0	0	0	0.00%
Age 6	0	0	0	0	0	0	0	0	0.00%
Age 7	0	0	0	0	0	0	0	0	0.00%
Age 8	0	0	0	0	0	0	0	0	0.00%
Age 9	0	0	0	0	0	0	0	0	0.00%
Age 10	0	0	0	0	0	0	0	0	0.00%
Age 11	1	0	0	0	0	0	0	1	0.25%
Age 12	0	0	0	0	0	0	0	0	0.00%
Age 13	0	0	0	0	0	0	0	0	0.00%
Age 14	0	0	0	0	0	0	0	0	0.00%
Age 15	0	0	0	0	0	0	0	0	0.00%
Age 16	0	0	0	0	0	0	0	0	0.00%
Age 17	1	0	0	0	0	0	0	1	0.25%
Age 18	0	0	0	0	0	0	0	0	0.00%
Age 19 and Over	0	0	0	0	0	0	0	0	0.00%
Totals	2	0	0	0	0	0	0	2	

Total Children Referred for Unlawfully Carrying/Possessing Weapons



**TENNESSEE COUNCIL OF JUVENILE AND FAMILY COURT JUDGES
2008 CUMBERLAND COUNTY JUVENILE COURT STATISTICAL DATA**

Children Referred for Carrying Weapons on School Property for CY 2008

Total Children = 401

	White Male	African American Male	Other Race Male	White Female	African American Female	Other Race Female	Unknown Race or Sex	Total	% of Children Referred
Age Under 1	0	0	0	0	0	0	0	0	0.00%
Age 1	0	0	0	0	0	0	0	0	0.00%
Age 2	0	0	0	0	0	0	0	0	0.00%
Age 3	0	0	0	0	0	0	0	0	0.00%
Age 4	0	0	0	0	0	0	0	0	0.00%
Age 5	0	0	0	0	0	0	0	0	0.00%
Age 6	0	0	0	0	0	0	0	0	0.00%
Age 7	0	0	0	0	0	0	0	0	0.00%
Age 8	0	0	0	0	0	0	0	0	0.00%
Age 9	0	0	0	0	0	0	0	0	0.00%
Age 10	0	0	0	0	0	0	0	0	0.00%
Age 11	0	0	0	0	0	0	0	0	0.00%
Age 12	0	0	0	0	0	0	0	0	0.00%
Age 13	0	0	0	0	0	0	0	0	0.00%
Age 14	0	0	0	0	0	0	0	0	0.00%
Age 15	0	0	0	0	0	0	0	0	0.00%
Age 16	0	0	0	0	0	0	0	0	0.00%
Age 17	0	0	0	0	0	0	0	0	0.00%
Age 18	0	0	0	0	0	0	0	0	0.00%
Age 19 and Over	0	0	0	0	0	0	0	0	0.00%
Totals	0	0	0	0	0	0	0	0	

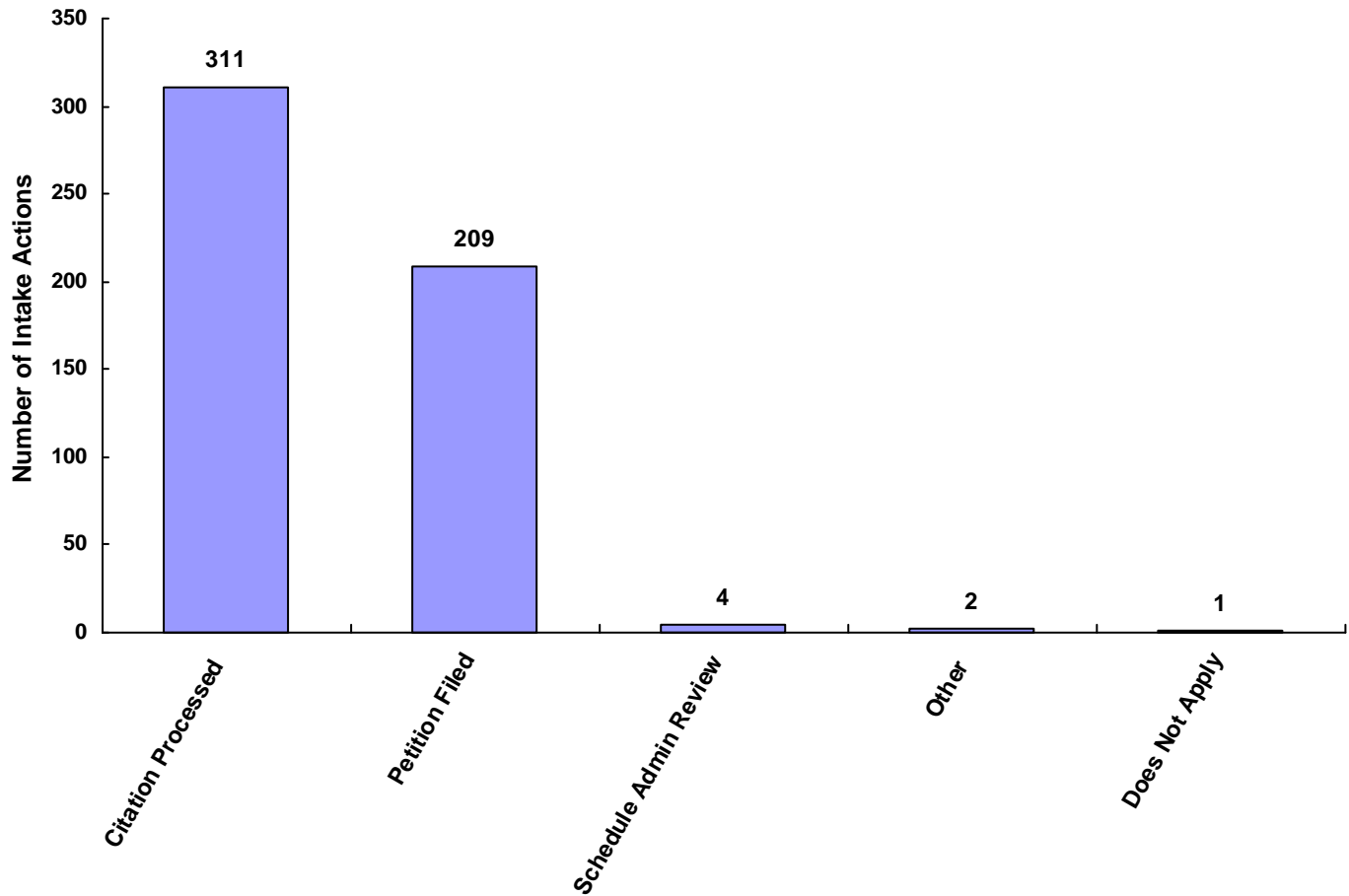
Total Children Referred for Carrying Weapons on School Property

**TENNESSEE COUNCIL OF JUVENILE AND FAMILY COURT JUDGES
2008 CUMBERLAND COUNTY JUVENILE COURT STATISTICAL DATA**

Intake Actions at Referral by Race and Sex for CY 2008

	White Male	African American Male	Other Race Male	White Female	African American Female	Other Race Female	Unknown Race or Sex	Total	% of Total Referrals
Petition Filed	132	1	0	73	0	0	3	209	39.66%
Motion Filed	0	0	0	0	0	0	0	0	0.00%
Citation Processed	213	1	0	96	0	0	1	311	59.01%
Paternity Processed Notice	0	0	0	0	0	0	0	0	0.00%
Schedule Judicial Review	0	0	0	0	0	0	0	0	0.00%
Schedule Admin Review	4	0	0	0	0	0	0	4	0.76%
Schedule Foster Care Review	0	0	0	0	0	0	0	0	0.00%
Unknown	0	0	0	0	0	0	0	0	0.00%
Does Not Apply	1	0	0	0	0	0	0	1	0.19%
Other	1	0	0	1	0	0	0	2	0.38%
Totals	351	2	0	170	0	0	4	527	

Total Intake Actions at Referral



**TENNESSEE COUNCIL OF JUVENILE AND FAMILY COURT JUDGES
2008 CUMBERLAND COUNTY JUVENILE COURT STATISTICAL DATA**

Intake Actions of Referrals by Class of Offense, Race and Sex for CY 2008

	White Male	African American Male	Other Race Male	White Female	African American Female	Other Race Female	Unknown Race or Sex	Total
<u>Offenses Against Persons</u>								
Citation Processed	23	0	0	16	0	0	0	39
Petition Filed	10	0	0	4	0	0	0	14
Motion Filed	0	0	0	0	0	0	0	0
Notification of Paternity Processed	0	0	0	0	0	0	0	0
Scheduling of Judicial Review	0	0	0	0	0	0	0	0
Scheduling of Administrative Review	0	0	0	0	0	0	0	0
Scheduling of Foster Care Review	0	0	0	0	0	0	0	0
Unknown	0	0	0	0	0	0	0	0
Does Not Apply	0	0	0	0	0	0	0	0
Other	0	0	0	0	0	0	0	0
Totals	33	0	0	20	0	0	0	53

<u>Offenses Against Property</u>								
Petition Filed	32	0	0	6	0	0	0	38
Citation Processed	22	0	0	9	0	0	0	31
Motion Filed	0	0	0	0	0	0	0	0
Notification of Paternity Processed	0	0	0	0	0	0	0	0
Scheduling of Judicial Review	0	0	0	0	0	0	0	0
Scheduling of Administrative Review	0	0	0	0	0	0	0	0
Scheduling of Foster Care Review	0	0	0	0	0	0	0	0
Unknown	0	0	0	0	0	0	0	0
Does Not Apply	0	0	0	0	0	0	0	0
Other	0	0	0	0	0	0	0	0
Totals	54	0	0	15	0	0	0	69

<u>Illegal Conduct</u>								
Citation Processed	127	1	0	63	0	0	1	192
Petition Filed	31	0	0	18	0	0	0	49
Motion Filed	0	0	0	0	0	0	0	0
Notification of Paternity Processed	0	0	0	0	0	0	0	0
Scheduling of Judicial Review	0	0	0	0	0	0	0	0
Scheduling of Administrative Review	0	0	0	0	0	0	0	0
Scheduling of Foster Care Review	0	0	0	0	0	0	0	0
Unknown	0	0	0	0	0	0	0	0
Does Not Apply	0	0	0	0	0	0	0	0
Other	0	0	0	0	0	0	0	0
Totals	158	1	0	81	0	0	1	241

**TENNESSEE COUNCIL OF JUVENILE AND FAMILY COURT JUDGES
2008 CUMBERLAND COUNTY JUVENILE COURT STATISTICAL DATA**

Intake Actions of Referrals by Class of Offense, Race and Sex for CY 2008

	White Male	African American Male	Other Race Male	White Female	African American Female	Other Race Female	Unknown Race or Sex	Total
<u>Status Offenses</u>								
Petition Filed	50	1	0	40	0	0	0	91
Citation Processed	38	0	0	8	0	0	0	46
Other	0	0	0	1	0	0	0	1
Motion Filed	0	0	0	0	0	0	0	0
Notification of Paternity Processed	0	0	0	0	0	0	0	0
Scheduling of Judicial Review	0	0	0	0	0	0	0	0
Scheduling of Administrative Review	0	0	0	0	0	0	0	0
Scheduling of Foster Care Review	0	0	0	0	0	0	0	0
Unknown	0	0	0	0	0	0	0	0
Does Not Apply	0	0	0	0	0	0	0	0
Totals	88	1	0	49	0	0	0	138

<u>Dependency/Neglect</u>								
Petition Filed	0	0	0	0	0	0	0	0
Motion Filed	0	0	0	0	0	0	0	0
Citation Processed	0	0	0	0	0	0	0	0
Notification of Paternity Processed	0	0	0	0	0	0	0	0
Scheduling of Judicial Review	0	0	0	0	0	0	0	0
Scheduling of Administrative Review	0	0	0	0	0	0	0	0
Scheduling of Foster Care Review	0	0	0	0	0	0	0	0
Unknown	0	0	0	0	0	0	0	0
Does Not Apply	0	0	0	0	0	0	0	0
Other	0	0	0	0	0	0	0	0
Totals	0	0	0	0	0	0	0	0

<u>Other Violation Proceedings</u>								
Petition Filed	3	0	0	1	0	0	0	4
Motion Filed	0	0	0	0	0	0	0	0
Citation Processed	0	0	0	0	0	0	0	0
Notification of Paternity Processed	0	0	0	0	0	0	0	0
Scheduling of Judicial Review	0	0	0	0	0	0	0	0
Scheduling of Administrative Review	0	0	0	0	0	0	0	0
Scheduling of Foster Care Review	0	0	0	0	0	0	0	0
Unknown	0	0	0	0	0	0	0	0
Does Not Apply	0	0	0	0	0	0	0	0
Other	0	0	0	0	0	0	0	0
Totals	3	0	0	1	0	0	0	4

**TENNESSEE COUNCIL OF JUVENILE AND FAMILY COURT JUDGES
2008 CUMBERLAND COUNTY JUVENILE COURT STATISTICAL DATA**

Intake Actions of Referrals by Class of Offense, Race and Sex for CY 2008

	White Male	African American Male	Other Race Male	White Female	African American Female	Other Race Female	Unknown Race or Sex	Total
<u>Parentage</u>								
Petition Filed	4	0	0	4	0	0	3	11
Motion Filed	0	0	0	0	0	0	0	0
Citation Processed	0	0	0	0	0	0	0	0
Notification of Paternity Processed	0	0	0	0	0	0	0	0
Scheduling of Judicial Review	0	0	0	0	0	0	0	0
Scheduling of Administrative Review	0	0	0	0	0	0	0	0
Scheduling of Foster Care Review	0	0	0	0	0	0	0	0
Unknown	0	0	0	0	0	0	0	0
Does Not Apply	0	0	0	0	0	0	0	0
Other	0	0	0	0	0	0	0	0
Totals	4	0	0	4	0	0	3	11
<u>Special Proceedings</u>								
Scheduling of Administrative Review	4	0	0	0	0	0	0	4
Petition Filed	2	0	0	0	0	0	0	2
Citation Processed	1	0	0	0	0	0	0	1
Does Not Apply	1	0	0	0	0	0	0	1
Other	1	0	0	0	0	0	0	1
Motion Filed	0	0	0	0	0	0	0	0
Notification of Paternity Processed	0	0	0	0	0	0	0	0
Scheduling of Judicial Review	0	0	0	0	0	0	0	0
Scheduling of Foster Care Review	0	0	0	0	0	0	0	0
Unknown	0	0	0	0	0	0	0	0
Totals	9	0	0	0	0	0	0	9
<u>Other</u>								
Citation Processed	2	0	0	0	0	0	0	2
Petition Filed	0	0	0	0	0	0	0	0
Motion Filed	0	0	0	0	0	0	0	0
Notification of Paternity Processed	0	0	0	0	0	0	0	0
Scheduling of Judicial Review	0	0	0	0	0	0	0	0
Scheduling of Administrative Review	0	0	0	0	0	0	0	0
Scheduling of Foster Care Review	0	0	0	0	0	0	0	0
Unknown	0	0	0	0	0	0	0	0
Does Not Apply	0	0	0	0	0	0	0	0
Other	0	0	0	0	0	0	0	0
Totals	2	0	0	0	0	0	0	2
All Intake Action Totals	351	2	0	170	0	0	4	527

**TENNESSEE COUNCIL OF JUVENILE AND FAMILY COURT JUDGES
2008 CUMBERLAND COUNTY JUVENILE COURT STATISTICAL DATA**

Detention Statistics at Referral by Individual Child by Race and Sex for CY 2008

	White Male	African American Male	Other Race Male	White Female	African American Female	Other Race Female	Unknown Race or Sex	Total	% of Total Children
Does Not Apply	266	2	0	127	0	0	4	399	99.50%
Juvenile Detention Facility	2	0	0	0	0	0	0	2	0.50%
Non-Secure Placement	0	0	0	0	0	0	0	0	0.00%
Jail - Complete Separation	0	0	0	0	0	0	0	0	0.00%
Jail - Partial Separation	0	0	0	0	0	0	0	0	0.00%
Jail - No Separation	0	0	0	0	0	0	0	0	0.00%
Psychiatric Hospital	0	0	0	0	0	0	0	0	0.00%
Unknown	0	0	0	0	0	0	0	0	0.00%
Other	0	0	0	0	0	0	0	0	0.00%
Totals	268	2	0	127	0	0	4	401	

Detention Statistics at Referral by Individual Case for CY 2008

	Cases	% of Total Cases
Does Not Apply	495	99.60%
Juvenile Detention Facility	2	0.40%
Non-Secure Placement	0	0.00%
Jail - Complete Separation	0	0.00%
Jail - Partial Separation	0	0.00%
Jail - No Separation	0	0.00%
Psychiatric Hospital	0	0.00%
Unknown	0	0.00%
Other	0	0.00%
	497	100.00%

Detention Statistics above are reported separately by Child and by Case. One child may have multiple cases.

Does Not Apply: Refers to cases not eligible for detention due to the type of Referral or the decision not to detain.

**TENNESSEE COUNCIL OF JUVENILE AND FAMILY COURT JUDGES
2008 CUMBERLAND COUNTY JUVENILE COURT STATISTICAL DATA**

Placement after Secure Detention Hearing by Individual Child by Race and Sex for CY 2008

	White Male	African American Male	Other Race Male	White Female	African American Female	Other Race Female	Unknown Race or Sex	Total	% of Total Children
Does Not Apply	266	2	0	127	0	0	4	399	99.50%
Juvenile Detention Facility	2	0	0	0	0	0	0	2	0.50%
Returned to Prior Living Arr	0	0	0	0	0	0	0	0	0.00%
Jail	0	0	0	0	0	0	0	0	0.00%
Shelter / Group Home	0	0	0	0	0	0	0	0	0.00%
Foster Family Home	0	0	0	0	0	0	0	0	0.00%
Psychiatric Hospital	0	0	0	0	0	0	0	0	0.00%
Unknown	0	0	0	0	0	0	0	0	0.00%
Other	0	0	0	0	0	0	0	0	0.00%
Totals	268	2	0	127	0	0	4	401	

Placement after Secure Detention Hearing by Individual Case for CY 2008

	Cases	% of Total Cases
Does Not Apply	495	99.60%
Juvenile Detention Facility	2	0.40%
Returned to Prior Living Arrangement	0	0.00%
Jail	0	0.00%
Shelter / Group Home	0	0.00%
Foster Family Home	0	0.00%
Psychiatric Hospital	0	0.00%
Unknown	0	0.00%
Other	0	0.00%
	497	100.00%

Detention Statistics above are reported separately by Child and by Case. One child may have multiple cases.

Does Not Apply: Refers to cases not eligible for detention due to the type of Referral or the decision not to detain.

**TENNESSEE COUNCIL OF JUVENILE AND FAMILY COURT JUDGES
2008 CUMBERLAND COUNTY JUVENILE COURT STATISTICAL DATA**

Dispositional Procedures for CY 2008

Procedures used to Dispose or Adjust all Referrals

	Number	% of All Referrals
Formally Adjudicated	231	43.83%
Informally Adjusted	165	31.31%
Transfer to Adult Court Hearings and Charges Cleared	0	0.00%
Otherwise Handled	131	24.86%
	527	100.00%

Referrals Disposed by Formal Adjudicatory Proceedings

	Number	% of All Referrals
Dismissed	34	6.45%
Retired / Nolle Prosequi	4	0.76%
Complaint Substantiated Delinquent	110	20.87%
Complaint Substantiated Status Offender	80	15.18%
Complaint Substantiated Dependent/Neglect	3	0.57%
Complaint Substantiated Abused	0	0.00%
Complaint Substantiated Mentally Ill	0	0.00%
	231	43.83%

Referrals Disposed by Other Actions

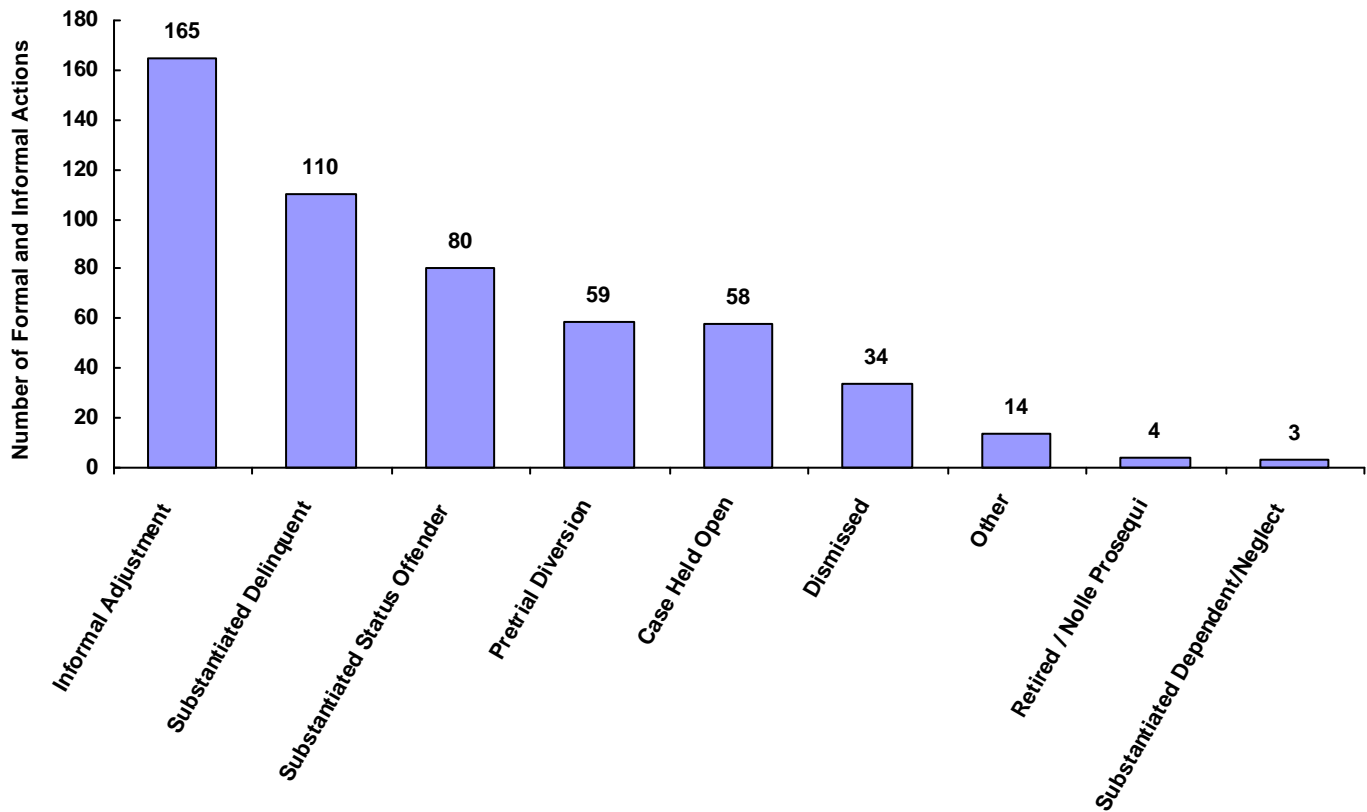
	Number	% of All Referrals
Informal Adjustment	165	31.31%
Transfer to Adult Court Hearing	0	0.00%
Charges Cleared by Transfer to Adult Court	0	0.00%
Pretrial Diversion	59	11.20%
Special Proceeding	0	0.00%
Review Concluded	0	0.00%
Case Held Open	58	11.01%
Other	14	2.66%
Unknown	0	0.00%
	296	56.18%

TENNESSEE COUNCIL OF JUVENILE AND FAMILY COURT JUDGES 2008 CUMBERLAND COUNTY JUVENILE COURT STATISTICAL DATA

Formal and Informal Actions by Race and Sex for CY 2008

	White Male	African American Male	Other Race Male	White Female	African American Female	Other Race Female	Unknown Race or Sex	Total	% of Total Referrals
Dismissed	21	1	0	12	0	0	0	34	6.45%
Retired / Nolle Prosequi	3	0	0	1	0	0	0	4	0.76%
Substantiated Delinquent	82	0	0	28	0	0	0	110	20.87%
Substantiated Status Offender	39	1	0	40	0	0	0	80	15.18%
Substantiated Dependent/Neglect	2	0	0	1	0	0	0	3	0.57%
Substantiated Abused	0	0	0	0	0	0	0	0	0.00%
Substantiated Mentally Ill	0	0	0	0	0	0	0	0	0.00%
Informal Adjustment	116	0	0	49	0	0	0	165	31.31%
Pretrial Diversion	45	0	0	14	0	0	0	59	11.20%
Transfer to Adult Court Hearing	0	0	0	0	0	0	0	0	0.00%
Cleared by Transfer to Adult Court	0	0	0	0	0	0	0	0	0.00%
Special Proceeding	0	0	0	0	0	0	0	0	0.00%
Review Concluded	0	0	0	0	0	0	0	0	0.00%
Case Held Open	36	0	0	21	0	0	1	58	11.01%
Unknown	0	0	0	0	0	0	0	0	0.00%
Other	7	0	0	4	0	0	3	14	2.66%
Totals	351	2	0	170	0	0	4	527	

Total Formal and Informal Actions



**TENNESSEE COUNCIL OF JUVENILE AND FAMILY COURT JUDGES
2008 CUMBERLAND COUNTY JUVENILE COURT STATISTICAL DATA**

Formal and Informal Actions by Type of Offense, Race and Sex for CY 2008

	White Male	African American Male	Other Race Male	White Female	African American Female	Other Race Female	Unknown Race or Sex	Total
<u>Delinquent</u>								
Informal Adjustment	77	0	0	43	0	0	0	120
Complaint Substantiated Delinquent	78	0	0	28	0	0	0	106
Pretrial Diversion	43	0	0	14	0	0	0	57
Case Held Open	24	0	0	14	0	0	1	39
Dismissed	17	1	0	10	0	0	0	28
Complaint Substantiated Status Offender	3	0	0	5	0	0	0	8
Retired / Nolle Prosequi	1	0	0	1	0	0	0	2
Other	2	0	0	0	0	0	0	2
Complaint Substantiated Dependent/Neglect	0	0	0	1	0	0	0	1
Complaint Substantiated Abused	0	0	0	0	0	0	0	0
Complaint Substantiated Mentally Ill	0	0	0	0	0	0	0	0
Transfer to Adult Court Hearing	0	0	0	0	0	0	0	0
Charges Cleared by Transfer to Adult Court	0	0	0	0	0	0	0	0
Special Proceeding	0	0	0	0	0	0	0	0
Review Concluded	0	0	0	0	0	0	0	0
Unknown	0	0	0	0	0	0	0	0
Totals	245	1	0	116	0	0	1	363

<u>Status</u>								
Complaint Substantiated Status Offender	36	1	0	35	0	0	0	72
Informal Adjustment	36	0	0	6	0	0	0	42
Case Held Open	9	0	0	6	0	0	0	15
Dismissed	2	0	0	2	0	0	0	4
Complaint Substantiated Dependent/Neglect	2	0	0	0	0	0	0	2
Pretrial Diversion	2	0	0	0	0	0	0	2
Complaint Substantiated Delinquent	1	0	0	0	0	0	0	1
Retired / Nolle Prosequi	0	0	0	0	0	0	0	0
Complaint Substantiated Abused	0	0	0	0	0	0	0	0
Complaint Substantiated Mentally Ill	0	0	0	0	0	0	0	0
Transfer to Adult Court Hearing	0	0	0	0	0	0	0	0
Charges Cleared by Transfer to Adult Court	0	0	0	0	0	0	0	0
Special Proceeding	0	0	0	0	0	0	0	0
Review Concluded	0	0	0	0	0	0	0	0
Unknown	0	0	0	0	0	0	0	0
Other	0	0	0	0	0	0	0	0
Totals	88	1	0	49	0	0	0	138

**TENNESSEE COUNCIL OF JUVENILE AND FAMILY COURT JUDGES
2008 CUMBERLAND COUNTY JUVENILE COURT STATISTICAL DATA**

Formal and Informal Actions by Type of Offense, Race and Sex for CY 2008

	White Male	African American Male	Other Race Male	White Female	African American Female	Other Race Female	Unknown Race or Sex	Total
<u>Dependency and Neglect</u>								
Dismissed	0	0	0	0	0	0	0	0
Retired / Nolle Prosequi	0	0	0	0	0	0	0	0
Complaint Substantiated Delinquent	0	0	0	0	0	0	0	0
Complaint Substantiated Status Offender	0	0	0	0	0	0	0	0
Complaint Substantiated Dependent/Neglect	0	0	0	0	0	0	0	0
Complaint Substantiated Abused	0	0	0	0	0	0	0	0
Complaint Substantiated Mentally Ill	0	0	0	0	0	0	0	0
Informal Adjustment	0	0	0	0	0	0	0	0
Pretrial Diversion	0	0	0	0	0	0	0	0
Transfer to Adult Court Hearing	0	0	0	0	0	0	0	0
Charges Cleared by Transfer to Adult Court	0	0	0	0	0	0	0	0
Special Proceeding	0	0	0	0	0	0	0	0
Review Concluded	0	0	0	0	0	0	0	0
Case Held Open	0	0	0	0	0	0	0	0
Unknown	0	0	0	0	0	0	0	0
Other	0	0	0	0	0	0	0	0
Totals	0	0	0	0	0	0	0	0
<u>Other Violations</u>								
Case Held Open	1	0	0	1	0	0	0	2
Dismissed	1	0	0	0	0	0	0	1
Complaint Substantiated Delinquent	1	0	0	0	0	0	0	1
Retired / Nolle Prosequi	0	0	0	0	0	0	0	0
Complaint Substantiated Status Offender	0	0	0	0	0	0	0	0
Complaint Substantiated Dependent/Neglect	0	0	0	0	0	0	0	0
Complaint Substantiated Abused	0	0	0	0	0	0	0	0
Complaint Substantiated Mentally Ill	0	0	0	0	0	0	0	0
Informal Adjustment	0	0	0	0	0	0	0	0
Pretrial Diversion	0	0	0	0	0	0	0	0
Transfer to Adult Court Hearing	0	0	0	0	0	0	0	0
Charges Cleared by Transfer to Adult Court	0	0	0	0	0	0	0	0
Special Proceeding	0	0	0	0	0	0	0	0
Review Concluded	0	0	0	0	0	0	0	0
Unknown	0	0	0	0	0	0	0	0
Other	0	0	0	0	0	0	0	0
Totals	3	0	0	1	0	0	0	4

**TENNESSEE COUNCIL OF JUVENILE AND FAMILY COURT JUDGES
2008 CUMBERLAND COUNTY JUVENILE COURT STATISTICAL DATA**

Formal and Informal Actions by Type of Offense, Race and Sex for CY 2008

	White Male	African American Male	Other Race Male	White Female	African American Female	Other Race Female	Unknown Race or Sex	Total
<u>Special Proceedings</u>								
Other	5	0	0	4	0	0	3	12
Retired / Nolle Prosequi	2	0	0	0	0	0	0	2
Complaint Substantiated Delinquent	2	0	0	0	0	0	0	2
Case Held Open	2	0	0	0	0	0	0	2
Dismissed	1	0	0	0	0	0	0	1
Informal Adjustment	1	0	0	0	0	0	0	1
Complaint Substantiated Status Offender	0	0	0	0	0	0	0	0
Complaint Substantiated Dependent/Neglect	0	0	0	0	0	0	0	0
Complaint Substantiated Abused	0	0	0	0	0	0	0	0
Complaint Substantiated Mentally Ill	0	0	0	0	0	0	0	0
Pretrial Diversion	0	0	0	0	0	0	0	0
Transfer to Adult Court Hearing	0	0	0	0	0	0	0	0
Charges Cleared by Transfer to Adult Court	0	0	0	0	0	0	0	0
Special Proceeding	0	0	0	0	0	0	0	0
Review Concluded	0	0	0	0	0	0	0	0
Unknown	0	0	0	0	0	0	0	0
Totals	13	0	0	4	0	0	3	20
<u>Other</u>								
Informal Adjustment	2	0	0	0	0	0	0	2
Dismissed	0	0	0	0	0	0	0	0
Retired / Nolle Prosequi	0	0	0	0	0	0	0	0
Complaint Substantiated Delinquent	0	0	0	0	0	0	0	0
Complaint Substantiated Status Offender	0	0	0	0	0	0	0	0
Complaint Substantiated Dependent/Neglect	0	0	0	0	0	0	0	0
Complaint Substantiated Abused	0	0	0	0	0	0	0	0
Complaint Substantiated Mentally Ill	0	0	0	0	0	0	0	0
Pretrial Diversion	0	0	0	0	0	0	0	0
Transfer to Adult Court Hearing	0	0	0	0	0	0	0	0
Charges Cleared by Transfer to Adult Court	0	0	0	0	0	0	0	0
Special Proceeding	0	0	0	0	0	0	0	0
Review Concluded	0	0	0	0	0	0	0	0
Case Held Open	0	0	0	0	0	0	0	0
Unknown	0	0	0	0	0	0	0	0
Other	0	0	0	0	0	0	0	0
Totals	2	0	0	0	0	0	0	2
All Action Totals	351	2	0	170	0	0	4	527

**TENNESSEE COUNCIL OF JUVENILE AND FAMILY COURT JUDGES
2008 CUMBERLAND COUNTY JUVENILE COURT STATISTICAL DATA**

Formal and Informal Actions by Class of Referral, Race and Sex for CY 2008

	White Male	African American Male	Other Race Male	White Female	African American Female	Other Race Female	Unknown Race or Sex	Total
<u>Offenses Against Persons</u>								
Complaint Substantiated Delinquent	8	0	0	5	0	0	0	13
Informal Adjustment	8	0	0	2	0	0	0	10
Pretrial Diversion	6	0	0	4	0	0	0	10
Dismissed	6	0	0	3	0	0	0	9
Case Held Open	4	0	0	4	0	0	0	8
Retired / Nolle Prosequi	0	0	0	1	0	0	0	1
Complaint Substantiated Status Offender	1	0	0	0	0	0	0	1
Complaint Substantiated Dependent/Neglect	0	0	0	1	0	0	0	1
Complaint Substantiated Abused	0	0	0	0	0	0	0	0
Complaint Substantiated Mentally Ill	0	0	0	0	0	0	0	0
Transfer to Adult Court Hearing	0	0	0	0	0	0	0	0
Charges Cleared by Transfer to Adult Court	0	0	0	0	0	0	0	0
Special Proceeding	0	0	0	0	0	0	0	0
Review Concluded	0	0	0	0	0	0	0	0
Unknown	0	0	0	0	0	0	0	0
Other	0	0	0	0	0	0	0	0
Totals	33	0	0	20	0	0	0	53

<u>Offenses Against Property</u>								
Complaint Substantiated Delinquent	25	0	0	5	0	0	0	30
Pretrial Diversion	12	0	0	3	0	0	0	15
Case Held Open	10	0	0	2	0	0	0	12
Informal Adjustment	5	0	0	3	0	0	0	8
Dismissed	1	0	0	2	0	0	0	3
Retired / Nolle Prosequi	1	0	0	0	0	0	0	1
Complaint Substantiated Status Offender	0	0	0	0	0	0	0	0
Complaint Substantiated Dependent/Neglect	0	0	0	0	0	0	0	0
Complaint Substantiated Abused	0	0	0	0	0	0	0	0
Complaint Substantiated Mentally Ill	0	0	0	0	0	0	0	0
Transfer to Adult Court Hearing	0	0	0	0	0	0	0	0
Charges Cleared by Transfer to Adult Court	0	0	0	0	0	0	0	0
Special Proceeding	0	0	0	0	0	0	0	0
Review Concluded	0	0	0	0	0	0	0	0
Unknown	0	0	0	0	0	0	0	0
Other	0	0	0	0	0	0	0	0
Totals	54	0	0	15	0	0	0	69

**TENNESSEE COUNCIL OF JUVENILE AND FAMILY COURT JUDGES
2008 CUMBERLAND COUNTY JUVENILE COURT STATISTICAL DATA**

Formal and Informal Actions by Class of Referral, Race and Sex for CY 2008

	White Male	African American Male	Other Race Male	White Female	African American Female	Other Race Female	Unknown Race or Sex	Total
<u>Illegal Conduct</u>								
Informal Adjustment	64	0	0	38	0	0	0	102
Complaint Substantiated Delinquent	45	0	0	18	0	0	0	63
Pretrial Diversion	25	0	0	7	0	0	0	32
Case Held Open	10	0	0	8	0	0	1	19
Dismissed	10	1	0	5	0	0	0	16
Complaint Substantiated Status Offender	2	0	0	5	0	0	0	7
Other	2	0	0	0	0	0	0	2
Retired / Nolle Prosequi	0	0	0	0	0	0	0	0
Complaint Substantiated Dependent/Neglect	0	0	0	0	0	0	0	0
Complaint Substantiated Abused	0	0	0	0	0	0	0	0
Complaint Substantiated Mentally Ill	0	0	0	0	0	0	0	0
Transfer to Adult Court Hearing	0	0	0	0	0	0	0	0
Charges Cleared by Transfer to Adult Court	0	0	0	0	0	0	0	0
Special Proceeding	0	0	0	0	0	0	0	0
Review Concluded	0	0	0	0	0	0	0	0
Unknown	0	0	0	0	0	0	0	0
Totals	158	1	0	81	0	0	1	241

<u>Status Offenses</u>								
Complaint Substantiated Status Offender	36	1	0	35	0	0	0	72
Informal Adjustment	36	0	0	6	0	0	0	42
Case Held Open	9	0	0	6	0	0	0	15
Dismissed	2	0	0	2	0	0	0	4
Complaint Substantiated Dependent/Neglect	2	0	0	0	0	0	0	2
Pretrial Diversion	2	0	0	0	0	0	0	2
Complaint Substantiated Delinquent	1	0	0	0	0	0	0	1
Retired / Nolle Prosequi	0	0	0	0	0	0	0	0
Complaint Substantiated Abused	0	0	0	0	0	0	0	0
Complaint Substantiated Mentally Ill	0	0	0	0	0	0	0	0
Transfer to Adult Court Hearing	0	0	0	0	0	0	0	0
Charges Cleared by Transfer to Adult Court	0	0	0	0	0	0	0	0
Special Proceeding	0	0	0	0	0	0	0	0
Review Concluded	0	0	0	0	0	0	0	0
Unknown	0	0	0	0	0	0	0	0
Other	0	0	0	0	0	0	0	0
Totals	88	1	0	49	0	0	0	138

**TENNESSEE COUNCIL OF JUVENILE AND FAMILY COURT JUDGES
2008 CUMBERLAND COUNTY JUVENILE COURT STATISTICAL DATA**

Formal and Informal Actions by Class of Referral, Race and Sex for CY 2008

	White Male	African American Male	Other Race Male	White Female	African American Female	Other Race Female	Unknown Race or Sex	Total
<u>Dependency/Neglect</u>								
Dismissed	0	0	0	0	0	0	0	0
Retired / Nolle Prosequi	0	0	0	0	0	0	0	0
Complaint Substantiated Delinquent	0	0	0	0	0	0	0	0
Complaint Substantiated Status Offender	0	0	0	0	0	0	0	0
Complaint Substantiated Dependent/Neglect	0	0	0	0	0	0	0	0
Complaint Substantiated Abused	0	0	0	0	0	0	0	0
Complaint Substantiated Mentally Ill	0	0	0	0	0	0	0	0
Informal Adjustment	0	0	0	0	0	0	0	0
Pretrial Diversion	0	0	0	0	0	0	0	0
Transfer to Adult Court Hearing	0	0	0	0	0	0	0	0
Charges Cleared by Transfer to Adult Court	0	0	0	0	0	0	0	0
Special Proceeding	0	0	0	0	0	0	0	0
Review Concluded	0	0	0	0	0	0	0	0
Case Held Open	0	0	0	0	0	0	0	0
Unknown	0	0	0	0	0	0	0	0
Other	0	0	0	0	0	0	0	0
Totals	0	0	0	0	0	0	0	0

<u>Other Violation Proceedings</u>								
Case Held Open	1	0	0	1	0	0	0	2
Dismissed	1	0	0	0	0	0	0	1
Complaint Substantiated Delinquent	1	0	0	0	0	0	0	1
Retired / Nolle Prosequi	0	0	0	0	0	0	0	0
Complaint Substantiated Status Offender	0	0	0	0	0	0	0	0
Complaint Substantiated Dependent/Neglect	0	0	0	0	0	0	0	0
Complaint Substantiated Abused	0	0	0	0	0	0	0	0
Complaint Substantiated Mentally Ill	0	0	0	0	0	0	0	0
Informal Adjustment	0	0	0	0	0	0	0	0
Pretrial Diversion	0	0	0	0	0	0	0	0
Transfer to Adult Court Hearing	0	0	0	0	0	0	0	0
Charges Cleared by Transfer to Adult Court	0	0	0	0	0	0	0	0
Special Proceeding	0	0	0	0	0	0	0	0
Review Concluded	0	0	0	0	0	0	0	0
Unknown	0	0	0	0	0	0	0	0
Other	0	0	0	0	0	0	0	0
Totals	3	0	0	1	0	0	0	4

**TENNESSEE COUNCIL OF JUVENILE AND FAMILY COURT JUDGES
2008 CUMBERLAND COUNTY JUVENILE COURT STATISTICAL DATA**

Formal and Informal Actions by Class of Referral, Race and Sex for CY 2008

	White Male	African American Male	Other Race Male	White Female	African American Female	Other Race Female	Unknown Race or Sex	Total
<u>Parentage</u>								
Other	4	0	0	4	0	0	3	11
Dismissed	0	0	0	0	0	0	0	0
Retired / Nolle Prosequi	0	0	0	0	0	0	0	0
Complaint Substantiated Delinquent	0	0	0	0	0	0	0	0
Complaint Substantiated Status Offender	0	0	0	0	0	0	0	0
Complaint Substantiated Dependent/Neglect	0	0	0	0	0	0	0	0
Complaint Substantiated Abused	0	0	0	0	0	0	0	0
Complaint Substantiated Mentally Ill	0	0	0	0	0	0	0	0
Informal Adjustment	0	0	0	0	0	0	0	0
Pretrial Diversion	0	0	0	0	0	0	0	0
Transfer to Adult Court Hearing	0	0	0	0	0	0	0	0
Charges Cleared by Transfer to Adult Court	0	0	0	0	0	0	0	0
Special Proceeding	0	0	0	0	0	0	0	0
Review Concluded	0	0	0	0	0	0	0	0
Case Held Open	0	0	0	0	0	0	0	0
Unknown	0	0	0	0	0	0	0	0
Totals	4	0	0	4	0	0	3	11

<u>Special Proceedings</u>								
Retired / Nolle Prosequi	2	0	0	0	0	0	0	2
Complaint Substantiated Delinquent	2	0	0	0	0	0	0	2
Case Held Open	2	0	0	0	0	0	0	2
Dismissed	1	0	0	0	0	0	0	1
Informal Adjustment	1	0	0	0	0	0	0	1
Other	1	0	0	0	0	0	0	1
Complaint Substantiated Status Offender	0	0	0	0	0	0	0	0
Complaint Substantiated Dependent/Neglect	0	0	0	0	0	0	0	0
Complaint Substantiated Abused	0	0	0	0	0	0	0	0
Complaint Substantiated Mentally Ill	0	0	0	0	0	0	0	0
Pretrial Diversion	0	0	0	0	0	0	0	0
Transfer to Adult Court Hearing	0	0	0	0	0	0	0	0
Charges Cleared by Transfer to Adult Court	0	0	0	0	0	0	0	0
Special Proceeding	0	0	0	0	0	0	0	0
Review Concluded	0	0	0	0	0	0	0	0
Unknown	0	0	0	0	0	0	0	0
Totals	9	0	0	0	0	0	0	9

**TENNESSEE COUNCIL OF JUVENILE AND FAMILY COURT JUDGES
2008 CUMBERLAND COUNTY JUVENILE COURT STATISTICAL DATA**

Formal and Informal Actions by Class of Referral, Race and Sex for CY 2008

	White Male	African American Male	Other Race Male	White Female	African American Female	Other Race Female	Unknown Race or Sex	Total
Other								
Informal Adjustment	2	0	0	0	0	0	0	2
Dismissed	0	0	0	0	0	0	0	0
Retired / Nolle Prosequi	0	0	0	0	0	0	0	0
Complaint Substantiated Delinquent	0	0	0	0	0	0	0	0
Complaint Substantiated Status Offender	0	0	0	0	0	0	0	0
Complaint Substantiated Dependent/Neglect	0	0	0	0	0	0	0	0
Complaint Substantiated Abused	0	0	0	0	0	0	0	0
Complaint Substantiated Mentally Ill	0	0	0	0	0	0	0	0
Pretrial Diversion	0	0	0	0	0	0	0	0
Transfer to Adult Court Hearing	0	0	0	0	0	0	0	0
Charges Cleared by Transfer to Adult Court	0	0	0	0	0	0	0	0
Special Proceeding	0	0	0	0	0	0	0	0
Review Concluded	0	0	0	0	0	0	0	0
Case Held Open	0	0	0	0	0	0	0	0
Unknown	0	0	0	0	0	0	0	0
Other	0	0	0	0	0	0	0	0
Totals	2	0	0	0	0	0	0	2
All Action Totals	351	2	0	170	0	0	4	527

**TENNESSEE COUNCIL OF JUVENILE AND FAMILY COURT JUDGES
2008 CUMBERLAND COUNTY JUVENILE COURT STATISTICAL DATA**

Children Transferred to Adult Court by Age at Disposition Date, Race and Sex for CY 2008

Total Children = 401

	White Male	African American Male	Other Race Male	White Female	African American Female	Other Race Female	Unknown Race or Sex	Total	% of All Children Referred
Age Under 1	0	0	0	0	0	0	0	0	0.00%
Age 1	0	0	0	0	0	0	0	0	0.00%
Age 2	0	0	0	0	0	0	0	0	0.00%
Age 3	0	0	0	0	0	0	0	0	0.00%
Age 4	0	0	0	0	0	0	0	0	0.00%
Age 5	0	0	0	0	0	0	0	0	0.00%
Age 6	0	0	0	0	0	0	0	0	0.00%
Age 7	0	0	0	0	0	0	0	0	0.00%
Age 8	0	0	0	0	0	0	0	0	0.00%
Age 9	0	0	0	0	0	0	0	0	0.00%
Age 10	0	0	0	0	0	0	0	0	0.00%
Age 11	0	0	0	0	0	0	0	0	0.00%
Age 12	0	0	0	0	0	0	0	0	0.00%
Age 13	0	0	0	0	0	0	0	0	0.00%
Age 14	0	0	0	0	0	0	0	0	0.00%
Age 15	0	0	0	0	0	0	0	0	0.00%
Age 16	0	0	0	0	0	0	0	0	0.00%
Age 17	0	0	0	0	0	0	0	0	0.00%
Age 18	0	0	0	0	0	0	0	0	0.00%
Age 19 and Over	0	0	0	0	0	0	0	0	0.00%
Totals	0	0	0	0	0	0	0	0	

Total Children Transferred to Adult Court

**TENNESSEE COUNCIL OF JUVENILE AND FAMILY COURT JUDGES
2008 CUMBERLAND COUNTY JUVENILE COURT STATISTICAL DATA**

Outcomes by Type Of Disposition, Race and Sex for CY 2008

	White Male	African American Male	Other Race Male	White Female	African American Female	Other Race Female	Unknown Race or Sex	Total
<u>General Action Codes</u>								
Warned / Counseled	62	0	0	13	0	0	0	75
Supervision / Probation to Juvenile Court	35	0	0	23	0	0	0	58
Held Open For Review	31	0	0	16	0	0	1	48
Case Dismissed	27	1	0	19	0	0	0	47
Referred to Defensive Driving School	14	0	0	17	0	0	0	31
Public Service	21	0	0	5	0	0	0	26
Referral to Juvenile Court Educ-Based Pgm	18	0	0	5	0	0	0	23
Referred for Alcohol and Drug Counseling	16	0	0	6	0	0	0	22
Referral to Another Entity for Superv/Servc	14	1	0	6	0	0	0	21
Restitution	15	0	0	3	0	0	0	18
Referred to Alcohol Safety School	15	0	0	1	0	0	0	16
Referred for Mental Health Counseling	8	0	0	4	0	0	0	12
No Contact Order	1	0	0	6	0	0	0	7
Driver's License Held Informally	5	0	0	0	0	0	0	5
Case Retired or Nolle Prosequi	2	0	0	1	0	0	0	3
Referred to Private Child Agency	1	0	0	0	0	0	0	1
Fine	1	0	0	0	0	0	0	1
Probation to Parents	0	0	0	0	0	0	0	0
Referred to Alternative School	0	0	0	0	0	0	0	0
Voluntary Placement with DMHMR	0	0	0	0	0	0	0	0
Private Mental Health Placement	0	0	0	0	0	0	0	0
Private MR Placement	0	0	0	0	0	0	0	0
Placement with City/Cnty Agcy/Facility	0	0	0	0	0	0	0	0
Placement with Relative / Other Individual	0	0	0	0	0	0	0	0
Runaway Returned	0	0	0	0	0	0	0	0
Injunction Other than No Contact Order	0	0	0	0	0	0	0	0
House Arrest	0	0	0	0	0	0	0	0
Court Defined Curfew	0	0	0	0	0	0	0	0
Dismissed from Informal Adjustment	0	0	0	0	0	0	0	0
Dismissed from Pretrial Diversion	0	0	0	0	0	0	0	0
Released from Probation	0	0	0	0	0	0	0	0
Totals	286	2	0	125	0	0	1	414

**TENNESSEE COUNCIL OF JUVENILE AND FAMILY COURT JUDGES
2008 CUMBERLAND COUNTY JUVENILE COURT STATISTICAL DATA**

Outcomes by Type Of Disposition, Race and Sex for CY 2008

	White Male	African American Male	Other Race Male	White Female	African American Female	Other Race Female	Unknown Race or Sex	Total
<u>Formal Action Codes</u>								
DCS Probation	34	0	0	13	0	0	0	47
Placed Under a Valid Court Order	23	0	0	16	0	0	0	39
DCS Commitment - Custody	19	0	0	9	0	0	0	28
DCS Intensive Probation	4	0	0	1	0	0	0	5
DCS Commitment - Suspended	0	0	0	3	0	0	0	3
Transfer to Another Juvenile Court for Dispo	1	0	0	1	0	0	0	2
Transferred to Adult Court	0	0	0	0	0	0	0	0
DMHMR Involuntary Commitment	0	0	0	0	0	0	0	0
DCS Commitment - Determinate	0	0	0	0	0	0	0	0
Other Intensive Probation	0	0	0	0	0	0	0	0
Supervision by DCS	0	0	0	0	0	0	0	0
Parental Rights Terminated	0	0	0	0	0	0	0	0
Parental Rights Not Terminated	0	0	0	0	0	0	0	0
Totals	81	0	0	43	0	0	0	124

Special Proceedings

Court Costs	118	0	0	63	0	0	0	181
Child Support Granted	3	0	0	4	0	0	2	9
Custody Changed	4	0	0	4	0	0	0	8
Paternity Not Determ/Child Not Legitimated	1	0	0	1	0	0	0	2
Paternity Determined / Child Legitimated	0	0	0	1	0	0	0	1
Child Support Amended	0	0	0	0	0	0	1	1
Order of Reference to DCS	0	0	0	0	0	0	0	0
Foster Care Terminated	0	0	0	0	0	0	0	0
Foster Care Continued	0	0	0	0	0	0	0	0
Custody Unchanged	0	0	0	0	0	0	0	0
Visitation Changed	0	0	0	0	0	0	0	0
Visitation Unchanged	0	0	0	0	0	0	0	0
Voluntary Acknowledgement of Paternity	0	0	0	0	0	0	0	0
Child Support Denied	0	0	0	0	0	0	0	0
Child Support Terminated	0	0	0	0	0	0	0	0
Request for Medical Treatment Granted	0	0	0	0	0	0	0	0
Request for Medical Treatment Denied	0	0	0	0	0	0	0	0
Consent to Marry Granted	0	0	0	0	0	0	0	0
Consent to Marry Denied	0	0	0	0	0	0	0	0
Totals	126	0	0	73	0	0	3	202

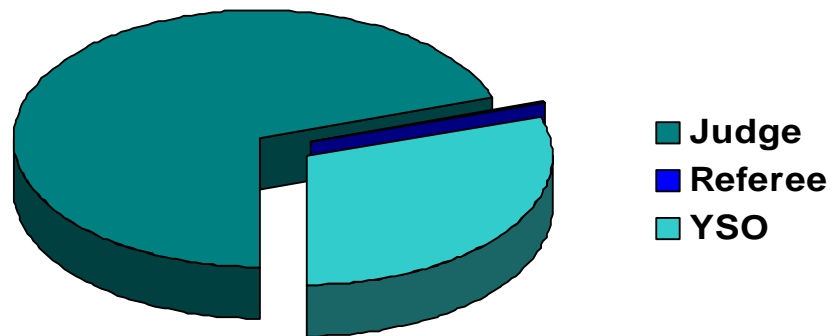
Other Outcome Codes

Other	1	0	0	0	0	0	0	1
Totals	1	0	0	0	0	0	0	1

All Outcome Totals	494	2	0	241	0	0	4	741
---------------------------	------------	----------	----------	------------	----------	----------	----------	------------

**TENNESSEE COUNCIL OF JUVENILE AND FAMILY COURT JUDGES
2008 CUMBERLAND COUNTY JUVENILE COURT STATISTICAL DATA**

Breakdown of Referrals by Court Personnel Executing the Action in CY 2008



	Referrals	% of Referrals
Judge	367	69.64%
Referee	2	0.38%
YSO	158	29.98%
Other	0	0.00%
Total	527	100.00%