

2008

State of Tennessee

Annual Juvenile Court Statistical Report

Dyer County Breakdown

TABLE OF CONTENTS

Report Numbers Listed Below are shown at the Bottom of each Report, followed by the Report Page Number

	Report Number
Juvenile Court Referral Process	
Chart – The Juvenile Court Referral Process	1
Chart – Delinquent, Dependent/Neglect/Abuse, and Status/Unruly Referrals	2
Chart – Referrals by Type of Offense	3
Chart – Referrals for Status/Unruly Offenses	4
Children and Referral Counts by Race and Sex	
Table – Children with Delinquent Referrals by Race and Sex	5
Table – Children with Status/Unruly Referrals by Race and Sex	5
Table – Children with Dependency/Neglect/Abuse Allegations by Race and Sex	5
Table – Referrals Delinquent Referrals by Race and Sex	6
Table – Referrals Status/Unruly Referrals by Race and Sex	6
Table – Referrals Dependency/Neglect/Abuse Allegations by Race and Sex	6
Table/Chart – Referrals by Age Group, Race and Sex	7
Table/Chart – Children Referred by Age, Race and Sex	8
Table/Chart – Children Referred by Race and Sex	9
Table/Chart – Children of Hispanic Origin by Race and Sex	10
Table – Referrals by Type of Offense, Age Group, Race and Sex	11
Living Arrangement of the Child at Time of Referral	
Table/Chart – Living Arrangement at Time of Referral by Race and Sex	12
School Status of Individual Children at Time of Referral to Juvenile Court	
Table – Last Grade Completed by Children by Race and Sex	13
Table – Children Enrolled in School	13
Table – Children Enrolled in Special Education	13
Referral Information by Race, Sex and Class of Referral/Offense	
Table/Chart – Class of Referrals by Race and Sex	14
Table - Referrals by Class and Type of Offense by Race and Sex	15
Referral Reasons by Type, Race and Sex	
Table – Referral Reasons by Type of Offense, Race and Sex	16
Table – Top 4 Referral Reasons by Sex and Race	17
Table – Top 4 Referral Reasons by Sex, Race and Type of Offense	18
Source of Referrals to the Juvenile Court	
Table – Source of Referrals by Race and Sex	19
Table – Six Most Frequent Referral Reasons by Source, Race and Sex	20
Table – Source of Referrals by Type of Offense, Race and Sex	21
Children Referred with Weapons Charges	
Table/Chart – Children Referred for Unlawful Carrying/Possession of a Weapon by Age, Race and Sex	22
Table/Chart – Children Referred for Carrying Weapons on School Property	23
Intake Actions at Referral	
Table/Chart – Intake Actions at Referral by Race and Sex	24
Table/Chart – Intake Actions of Referrals by Class of Offense, Race and Sex	25

TABLE OF CONTENTS


Report Numbers Listed Below are shown at the Bottom of each Report, followed by the Report Page Number

	Report Number
Detention Statistics at Referral	
Table – Detention Statistics at Referral by Individual Child by Race and Sex	26
Table – Detention Statistics at Referral by Individual Case	26
Table – Placement After Secure Detention Hearing by Individual Child by Race and Sex	27
Table – Placement After Secure Detention Hearing by Individual Case	27
Dispositional Procedures	
Table – Procedures used to Dispose or Adjust All Referrals	28
Table – Referrals Disposed by Formal Adjudicatory Proceedings	28
Table – Referrals Disposed by Other Actions	28
Formal and Informal Actions	
Table/Chart – Formal and Informal Actions by Race and Sex	29
Table – Formal and Informal Actions by Type of Offense, Race and Sex	30
Table – Formal and Informal Actions by Class of Referral, Race and Sex	31
Children Transferred to Adult Court	
Table/Chart – Children Transferred to Adult Court by Age, Race and Sex	32
Outcomes by Type of Disposition	
Table – Outcomes by Type of Disposition, Race and Sex	33
Juvenile Court Referrals Disposed County-Wide Based on Number of Referrals	
Table/Chart – Breakdown of Referrals by Court Personnel Executing the Action	34

**TENNESSEE COUNCIL OF JUVENILE AND FAMILY COURT JUDGES
2008 DYER COUNTY JUVENILE COURT STATISTICAL DATA**

The Juvenile Court Referral Process for CY 2008

Delinquent 712	Status 366	Dependency and Neglect 0	Other Violations 0	Special Proceedings 0	Parentage 0	Other 32
--------------------------	----------------------	------------------------------------	------------------------------	---------------------------------	-----------------------	--------------------



Parents, Victims, School, Relatives, State Dept, etc.
439

Law Enforcement
671

Pretrial Diversion, Informal Adjustment
232

Court Actions
1,110

Transfer to Adult Court Hearing
28

Charges Cleared By Transfer to Adult Court
0

Special Proceeding
0

Review Concluded
0

Case Held Open
0

Other
2

Formal Adjudications
848

Juvenile Court System Outcomes / Dispositions
2,671

Formal
286

General
1,586

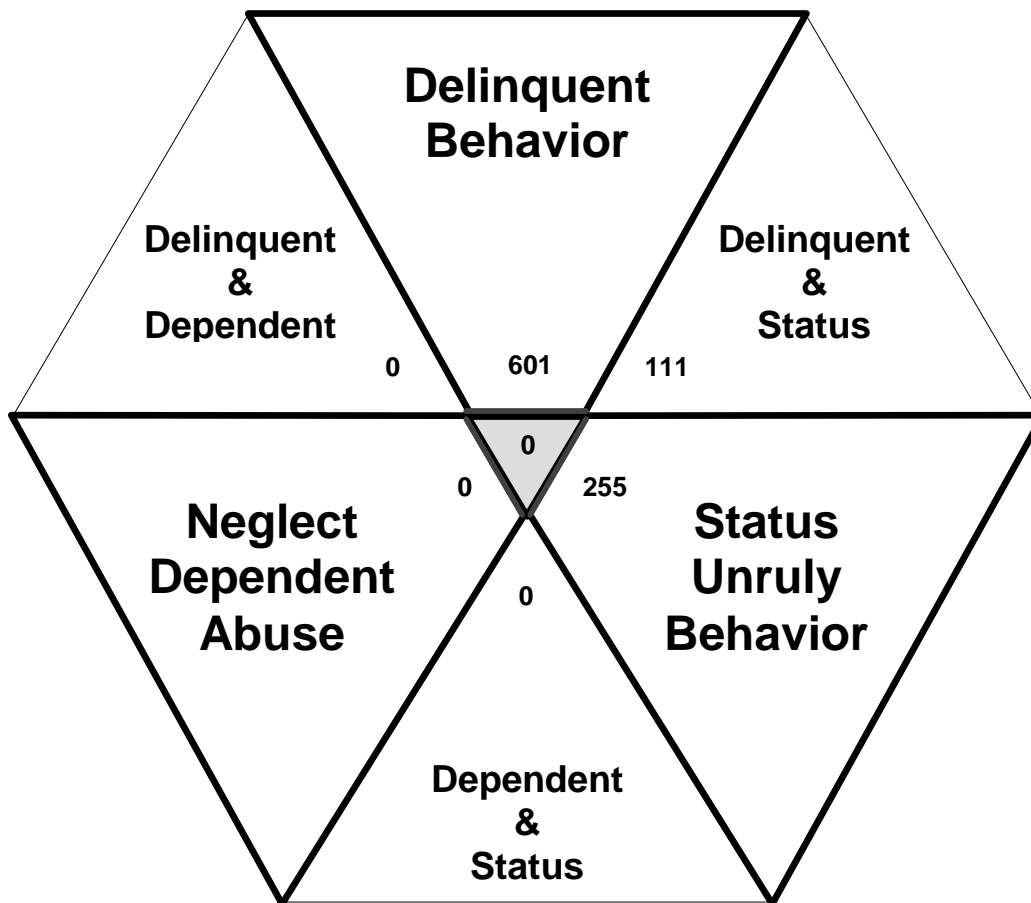
Special Proceedings
386

Other
413

**TENNESSEE COUNCIL OF JUVENILE AND FAMILY COURT JUDGES
2008 DYER COUNTY JUVENILE COURT STATISTICAL DATA**

Delinquent, Dependent/Neglect/Abuse, and Status/Unruly Referrals for CY 2008

Total = 967



The remaining referrals are for:
Custody, Visitation, Paternity/Legitimation, Child Support,
Special Procedures and Other Referrals

Each child may be counted
in more than one category

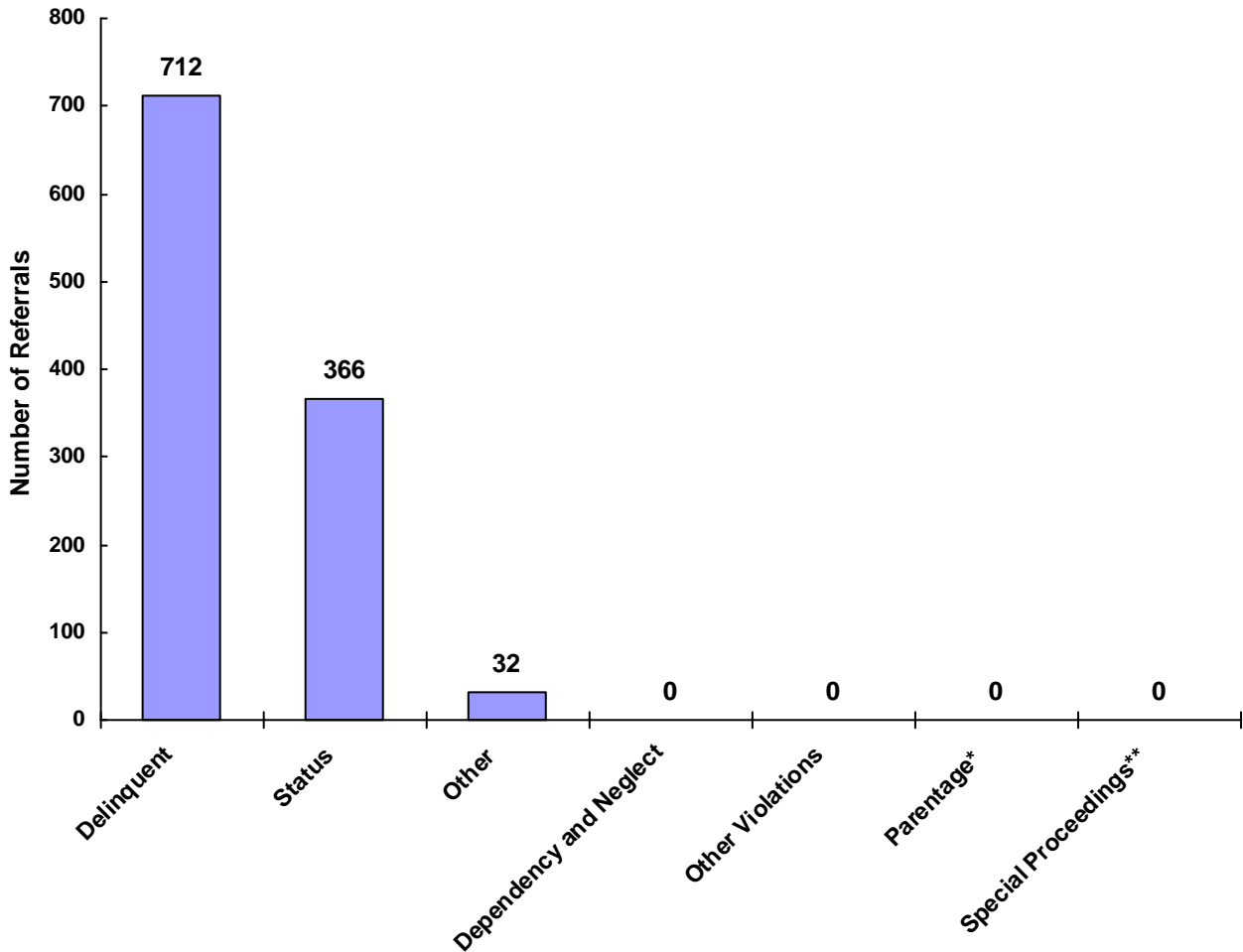
Total number of individual children for ALL referrals
disposed by juvenile courts during CY 2008 equals 510

Children can have referrals in multiple categories. The drawing above shows that in the year 2008 there were 601 referrals to Dyer County Juvenile Court for children with only delinquent offenses, 255 for those with only status/unruly behavior, and 0 for children with neglect, dependent or abuse referrals during the calendar year. There were 111 referrals for children that had a delinquent AND a status/unruly referral. There were 0 referrals for children with both delinquent behavior AND a neglect, dependent or abuse allegation. There were 0 referrals for children that had both a status/unruly referral AND a neglect, dependent or abuse allegation. Also, there were 0 referrals for children that had a delinquent referral, a status/unruly referral AND a neglect, dependent or abuse allegation.

**TENNESSEE COUNCIL OF JUVENILE AND FAMILY COURT JUDGES
2008 DYER COUNTY JUVENILE COURT STATISTICAL DATA**

Referrals by Type of Offense in CY 2008

Total Referrals = 1,110



* Parentage includes: Custody, Visitation, Paternity/Legitimation and Child Support

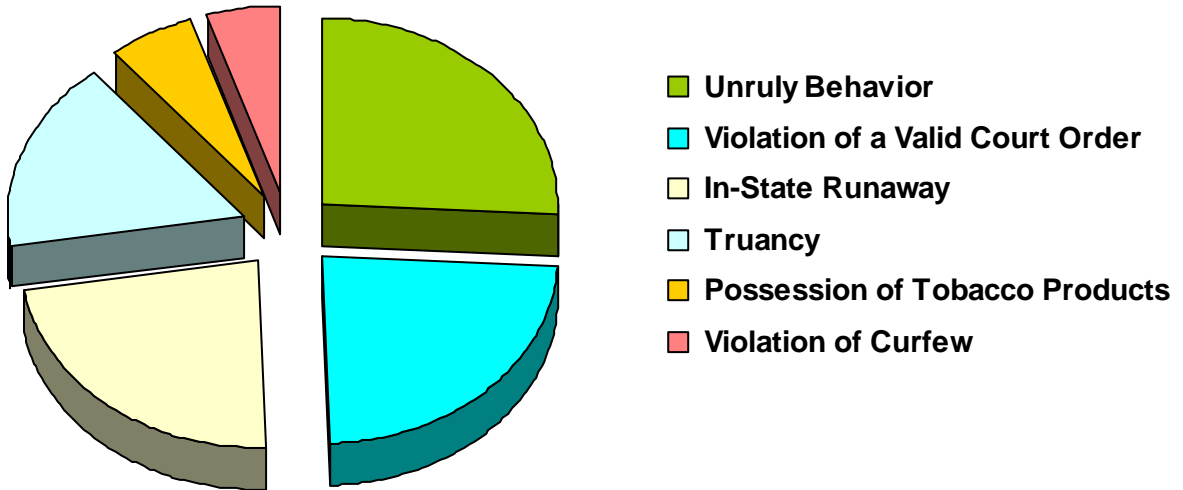
**Special Proceedings include: Judicial Review, Administrative Review, Foster Care Review, Request for Medical Treatment and Consent to Marry

Information from the Juvenile Court represents a total of 510 children and 946 cases that were reported to the TCJFCJ.

A Status offense is an offense committed by a child that if committed by an adult, would not be considered an offense or unlawful act. An example of this is smoking when not legally an adult.

**TENNESSEE COUNCIL OF JUVENILE AND FAMILY COURT JUDGES
2008 DYER COUNTY JUVENILE COURT STATISTICAL DATA**

**Referrals for Status/Unruly Offenses in CY 2008
Total Status/Unruly Referrals = 366**



Referral Reason	Count	Percent
Unruly Behavior	95	25.96%
Violation of a Valid Court Order	86	23.50%
In-State Runaway	84	22.95%
Truancy	61	16.67%
Possession of Tobacco Products	22	6.01%
Violation of Curfew	18	4.92%
Out-of-State Runaway	0	0.00%
Total	366	

**TENNESSEE COUNCIL OF JUVENILE AND FAMILY COURT JUDGES
2008 DYER COUNTY JUVENILE COURT STATISTICAL DATA**

Children* with Delinquent Referrals by Race and Sex for CY 2008

	White	African American	Native American	Asian	Mixed Race	Unknown Race	Total
Male	203	73	0	1	0	5	282
Female	79	42	0	0	1	4	126
Unknown Sex	0	0	0	0	0	0	
Totals	282	115	0	1	1	9	408

Children* with Status/Unruly Referrals by Race and Sex for CY 2008

	White	African American	Native American	Asian	Mixed Race	Unknown Race	Total
Male	81	49	0	0	0	3	133
Female	45	22	0	0	1	3	71
Unknown Sex	0	0	0	0	0	0	
Totals	126	71	0	0	1	6	204

Children* with Dependency/Neglect/Abuse Allegations by Race and Sex for CY 2008

	White	African American	Native American	Asian	Mixed Race	Unknown Race	Total
Male	0	0	0	0	0	0	
Female	0	0	0	0	0	0	
Unknown Sex	0	0	0	0	0	0	
Totals	0	0	0	0	0	0	

* A child may be counted in more than one category

**TENNESSEE COUNCIL OF JUVENILE AND FAMILY COURT JUDGES
2008 DYER COUNTY JUVENILE COURT STATISTICAL DATA**

Delinquent Referrals by Race and Sex for CY 2008

	White	African American	Native American	Asian	Mixed Race	Unknown Race	Total
Male	346	187	0	1	0	5	539
Female	98	67	0	0	2	6	173
Unknown Sex	0	0	0	0	0	0	0
Totals	444	254	0	1	2	11	712

Status/Unruly Referrals by Race and Sex for CY 2008

	White	African American	Native American	Asian	Mixed Race	Unknown Race	Total
Male	148	100	0	0	0	3	251
Female	70	41	0	0	1	3	115
Unknown Sex	0	0	0	0	0	0	0
Totals	218	141	0	0	1	6	366

Dependency/Neglect/Abuse Allegations by Race and Sex for CY 2008

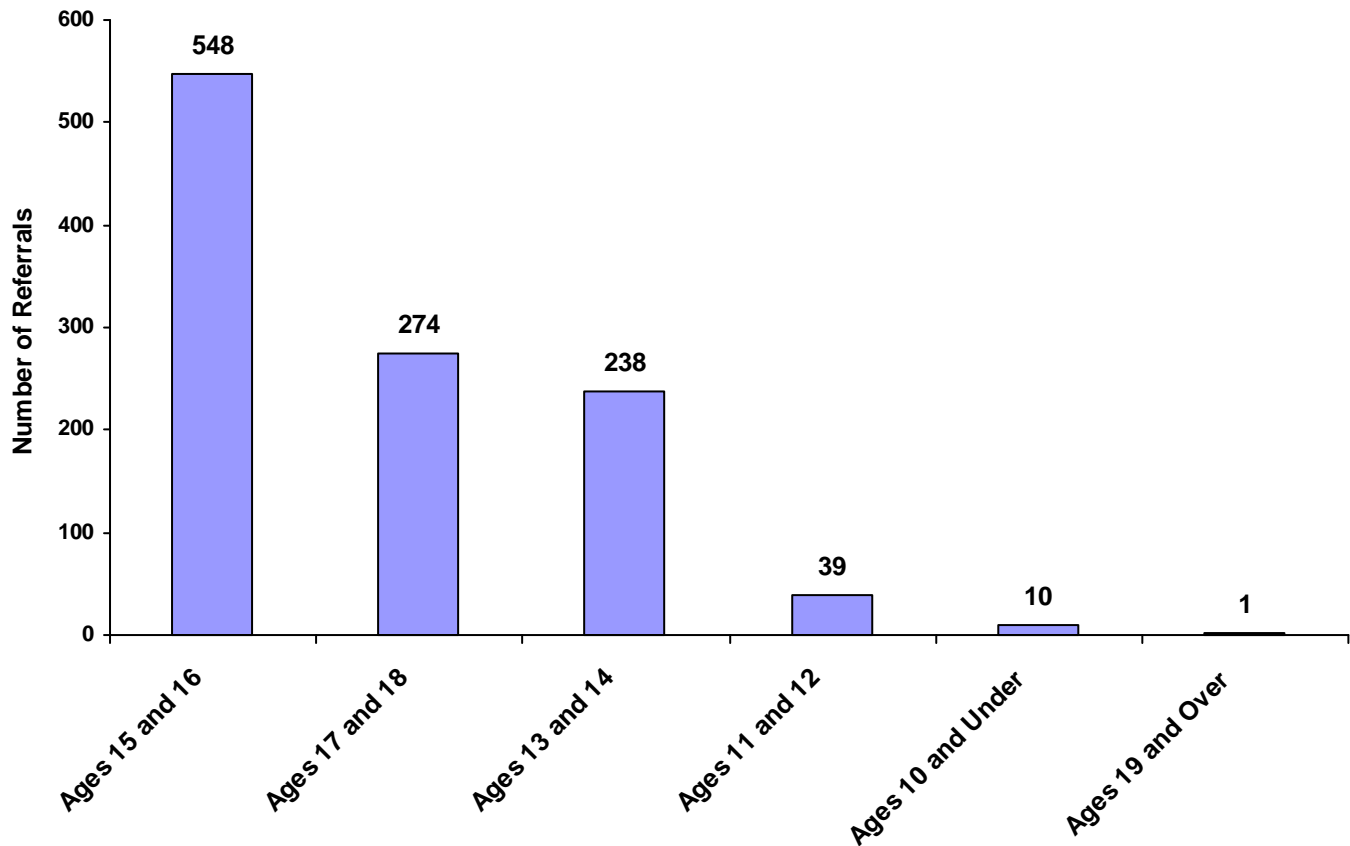
	White	African American	Native American	Asian	Mixed Race	Unknown Race	Total
Male	0	0	0	0	0	0	0
Female	0	0	0	0	0	0	0
Unknown Sex	0	0	0	0	0	0	0
Totals	0	0	0	0	0	0	0

**TENNESSEE COUNCIL OF JUVENILE AND FAMILY COURT JUDGES
2008 DYER COUNTY JUVENILE COURT STATISTICAL DATA**

Referrals by Age Group, Race and Sex for CY 2008

	White Male	African American Male	Other Race Male	White Female	African American Female	Other Race Female	Unknown Race or Sex	Total	% of Total Referrals
Birth through Age 10	7	3	0	0	0	0	0	10	0.90%
Ages 11 and 12	12	13	0	3	10	1	0	39	3.51%
Ages 13 and 14	77	93	0	33	30	0	5	238	21.44%
Ages 15 and 16	275	117	0	97	52	0	7	548	49.37%
Ages 17 and 18	147	66	1	35	16	3	6	274	24.68%
Ages 19 and Over	1	0	0	0	0	0	0	1	0.09%
All Age Group Totals	519	292	1	168	108	4	18	1,110	

Total Referrals by Age Group

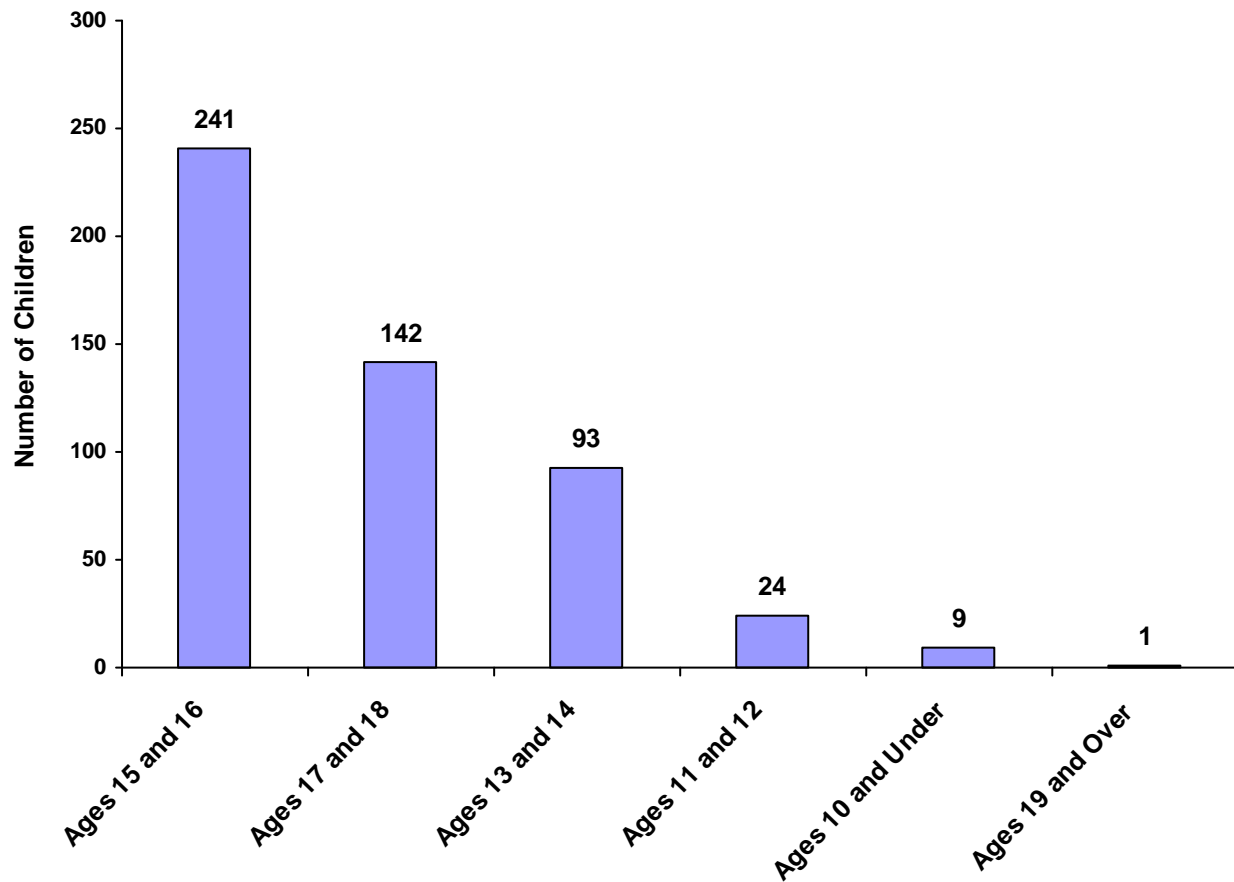


**TENNESSEE COUNCIL OF JUVENILE AND FAMILY COURT JUDGES
2008 DYER COUNTY JUVENILE COURT STATISTICAL DATA**

Children Referred by Age Group, Race and Sex for CY 2008

	White Male	African American Male	Other Race Male	White Female	African American Female	Other Race Female	Unknown Race or Sex	Total	% of All Children Referred
Ages 10 and Under	7	2	0	0	0	0	0	9	1.76%
Ages 11 through 12	10	6	0	2	5	1	0	24	4.71%
Ages 13 through 14	36	24	0	18	12	0	3	93	18.24%
Ages 15 through 16	117	36	0	62	22	0	4	241	47.25%
Ages 17 through 18	74	22	1	30	11	1	3	142	27.84%
Ages 19 and Over	1	0	0	0	0	0	0	1	0.20%
Total	245	90	1	112	50	2	10	510	

Total Children by Age Group

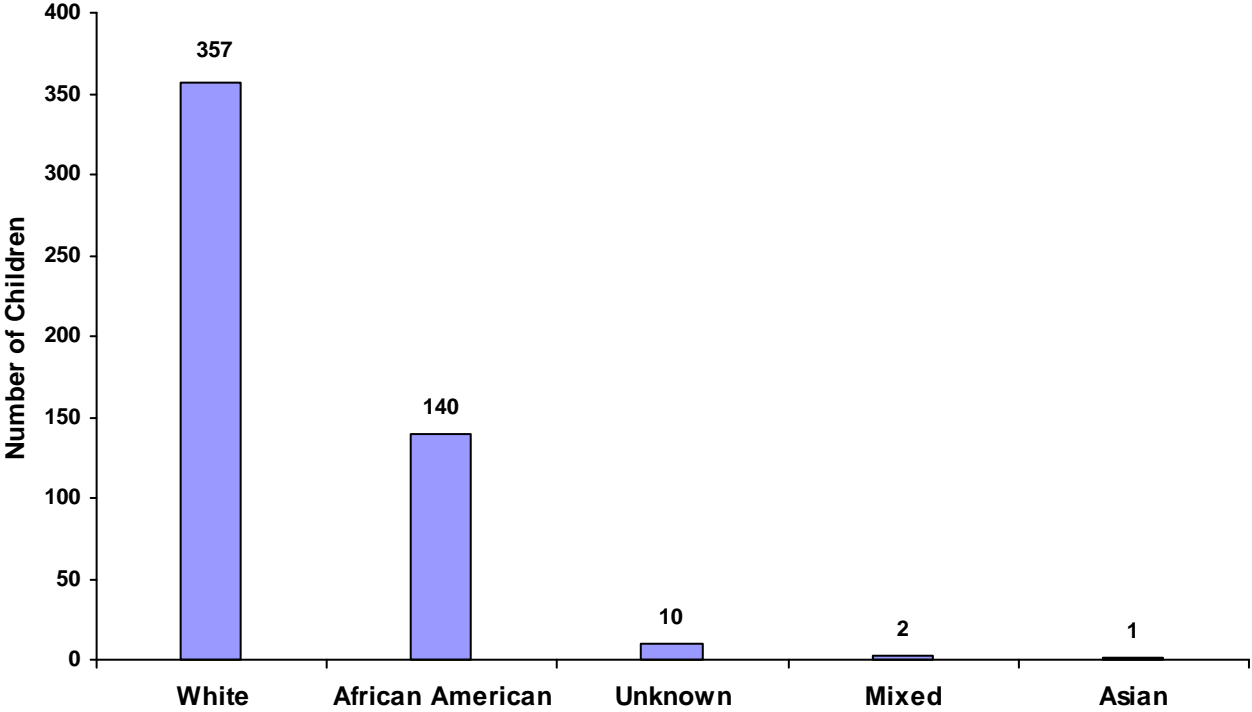


**TENNESSEE COUNCIL OF JUVENILE AND FAMILY COURT JUDGES
2008 DYER COUNTY JUVENILE COURT STATISTICAL DATA**

Children Referred by Race and Sex for CY 2008

Race	Male	Female	Unknown	Total
White	245	112	0	357
African American	90	50	0	140
Native American	0	0	0	0
Asian	1	0	0	1
Mixed	0	2	0	2
Unknown	6	4	0	10
Total	342	168	0	510

Total Children by Race

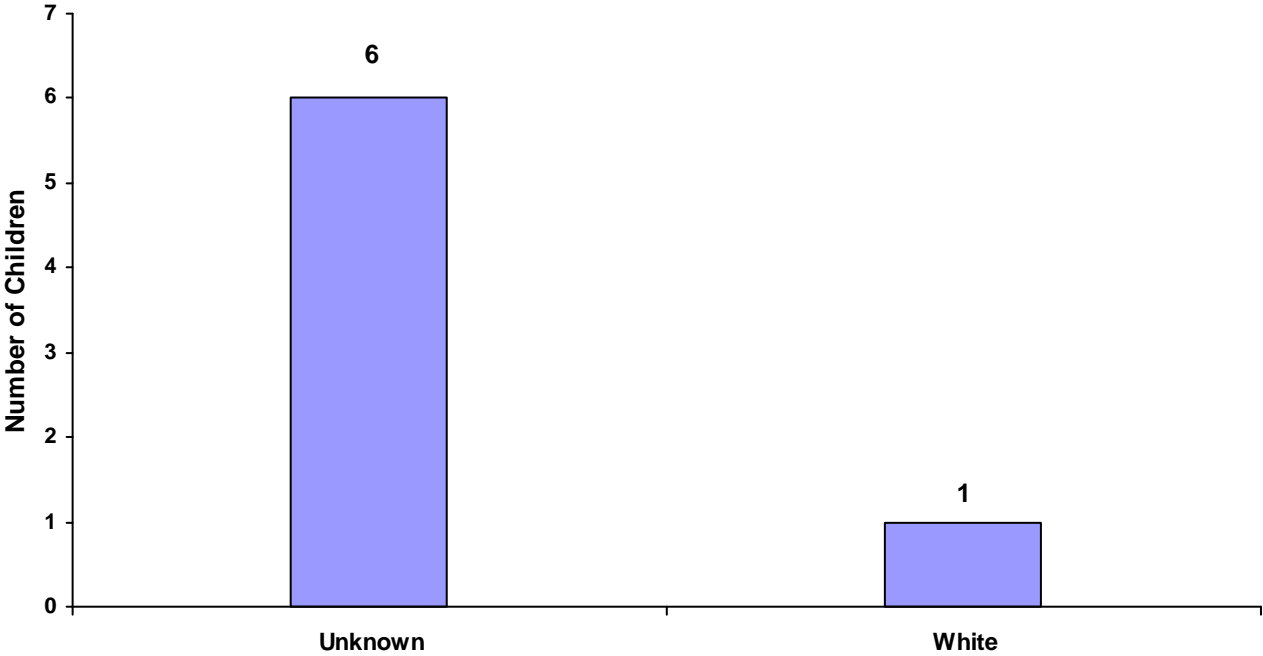


**TENNESSEE COUNCIL OF JUVENILE AND FAMILY COURT JUDGES
2008 DYER COUNTY JUVENILE COURT STATISTICAL DATA**

Children of Hispanic Origin by Race and Sex for CY 2008

Race	Male	Female	Unknown	Total
White	1	0	0	1
African American	0	0	0	0
Native American	0	0	0	0
Asian	0	0	0	0
Mixed	0	0	0	0
Unknown	4	2	0	6
Total	5	2	0	7

Total Children of Hispanic Origin by Race



**TENNESSEE COUNCIL OF JUVENILE AND FAMILY COURT JUDGES
2008 DYER COUNTY JUVENILE COURT STATISTICAL DATA**

Referrals by Type of Offense, Age Group, Race and Sex for CY 2008

	White Male	African American Male	Other Race Male	White Female	African American Female	Other Race Female	Unknown Race or Sex	Total
Delinquent								
Ages 10 and Under	5	3	0	0	0	0	0	8
Ages 11 through 12	7	6	0	2	7	0	0	22
Ages 13 through 14	37	61	0	12	14	0	2	126
Ages 15 through 16	184	71	0	54	35	0	5	349
Ages 17 through 18	112	46	1	30	11	2	4	206
Ages 19 and Over	1	0	0	0	0	0	0	1
Total	346	187	1	98	67	2	11	712
Status								
Ages 10 and Under	0	0	0	0	0	0	0	0
Ages 11 through 12	5	7	0	1	3	0	0	16
Ages 13 through 14	34	30	0	21	16	0	3	104
Ages 15 through 16	80	46	0	43	17	0	2	188
Ages 17 through 18	29	17	0	5	5	1	1	58
Ages 19 and Over	0	0	0	0	0	0	0	0
Total	148	100	0	70	41	1	6	366
Dependency and Neglect								
Ages 10 and Under	0	0	0	0	0	0	0	0
Ages 11 through 12	0	0	0	0	0	0	0	0
Ages 13 through 14	0	0	0	0	0	0	0	0
Ages 15 through 16	0	0	0	0	0	0	0	0
Ages 17 through 18	0	0	0	0	0	0	0	0
Ages 19 and Over	0	0	0	0	0	0	0	0
Total	0	0	0	0	0	0	0	0
Other Violations								
Ages 10 and Under	0	0	0	0	0	0	0	0
Ages 11 through 12	0	0	0	0	0	0	0	0
Ages 13 through 14	0	0	0	0	0	0	0	0
Ages 15 through 16	0	0	0	0	0	0	0	0
Ages 17 through 18	0	0	0	0	0	0	0	0
Ages 19 and Over	0	0	0	0	0	0	0	0
Total	0	0	0	0	0	0	0	0

**TENNESSEE COUNCIL OF JUVENILE AND FAMILY COURT JUDGES
2008 DYER COUNTY JUVENILE COURT STATISTICAL DATA**

Referrals by Type of Offense, Age Group, Race and Sex for CY 2008

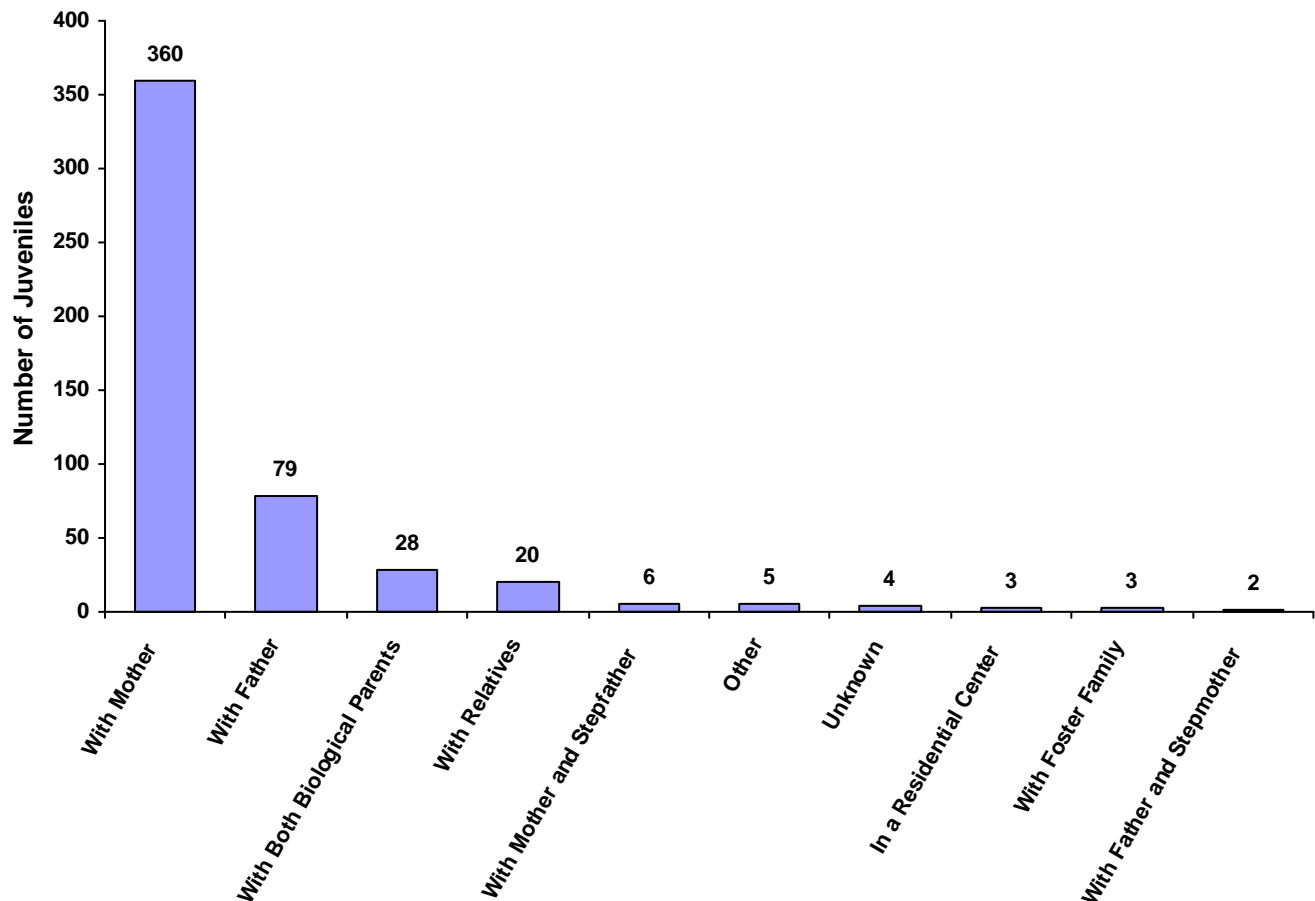
	White Male	African American Male	Other Race Male	White Female	African American Female	Other Race Female	Unknown Race or Sex	Total
Special Proceedings								
Ages 10 and Under	0	0	0	0	0	0	0	0
Ages 11 through 12	0	0	0	0	0	0	0	0
Ages 13 through 14	0	0	0	0	0	0	0	0
Ages 15 through 16	0	0	0	0	0	0	0	0
Ages 17 through 18	0	0	0	0	0	0	0	0
Ages 19 and Over	0	0	0	0	0	0	0	0
Total	0	0	0	0	0	0	0	0
Other								
Ages 10 and Under	2	0	0	0	0	0	0	2
Ages 11 through 12	0	0	0	0	0	1	0	1
Ages 13 through 14	6	2	0	0	0	0	0	8
Ages 15 through 16	11	0	0	0	0	0	0	11
Ages 17 through 18	6	3	0	0	0	0	1	10
Ages 19 and Over	0	0	0	0	0	0	0	0
Total	25	5	0	0	0	1	1	32
Grand Total	519	292	1	168	108	4	18	1,110

**TENNESSEE COUNCIL OF JUVENILE AND FAMILY COURT JUDGES
2008 DYER COUNTY JUVENILE COURT STATISTICAL DATA**

Living Arrangement of Juveniles by Race and Sex for CY 2008

	White Male	African American Male	Other Race Male	White Female	African American Female	Other Race Female	Unknown Race or Sex	Total	% of All Children Referred
With Both Biological Parents	14	3	0	9	2	0	0	28	5.49%
With Father and Stepmother	0	2	0	0	0	0	0	2	0.39%
With Mother and Stepfather	3	2	0	1	0	0	0	6	1.18%
With Mother	170	64	1	79	37	1	8	360	70.59%
With Father	47	10	0	18	3	0	1	79	15.49%
With Relatives	8	5	0	3	3	0	1	20	3.92%
With Adoptive Parents	0	0	0	0	0	0	0	0	0.00%
With Foster Family	0	0	0	0	2	1	0	3	0.59%
In a Group Home	0	0	0	0	0	0	0	0	0.00%
In a Residential Center	0	3	0	0	0	0	0	3	0.59%
In an Institution	0	0	0	0	0	0	0	0	0.00%
Independent	0	0	0	0	0	0	0	0	0.00%
Unknown	3	0	0	1	0	0	0	4	0.78%
Other	0	1	0	1	3	0	0	5	0.98%
Totals	245	90	1	112	50	2	10	510	

Living Arrangement of Juveniles



**TENNESSEE COUNCIL OF JUVENILE AND FAMILY COURT JUDGES
2008 DYER COUNTY JUVENILE COURT STATISTICAL DATA**

Last Grade Completed by Children by Race and Sex for CY 2008

	White Male	African American Male	Other Race Male	White Female	African American Female	Other Race Female	Unknown Race or Sex	Total	% of All Children Referred
Too Young for School	0	0	0	0	0	0	0	0	0.00%
Preschool	0	0	0	0	0	0	0	0	0.00%
Kindergarten	0	0	0	0	0	0	0	0	0.00%
1st Grade	0	0	0	0	0	0	0	0	0.00%
2nd Grade	0	1	0	0	0	0	0	1	0.20%
3rd Grade	1	0	0	0	0	0	0	1	0.20%
4th Grade	2	0	0	0	1	0	0	3	0.59%
5th Grade	5	1	0	0	0	0	0	6	1.18%
6th Grade	4	0	0	1	0	1	0	6	1.18%
7th Grade	4	2	0	4	2	0	1	13	2.55%
8th Grade	14	7	0	5	5	0	1	32	6.27%
9th Grade	11	7	0	10	3	0	0	31	6.08%
10th Grade	20	2	1	6	2	0	1	32	6.27%
11th Grade	18	7	0	6	1	1	0	33	6.47%
12th Grade	6	1	0	2	1	0	1	11	2.16%
Non-Graded Special Ed	0	0	0	0	0	0	0	0	0.00%
GED	0	0	0	0	0	0	0	0	0.00%
Graduated	0	0	0	0	0	0	0	0	0.00%
Never Attended School	0	0	0	0	0	0	0	0	0.00%
Unknown	160	62	0	78	35	0	6	341	66.86%
Other	0	0	0	0	0	0	0	0	0.00%
Totals	245	90	1	112	50	2	10	510	

Children Enrolled in School

	Children	% of All Children
Enrolled	505	99.02%
Not Enrolled	3	0.59%
Unknown	2	0.39%
510		

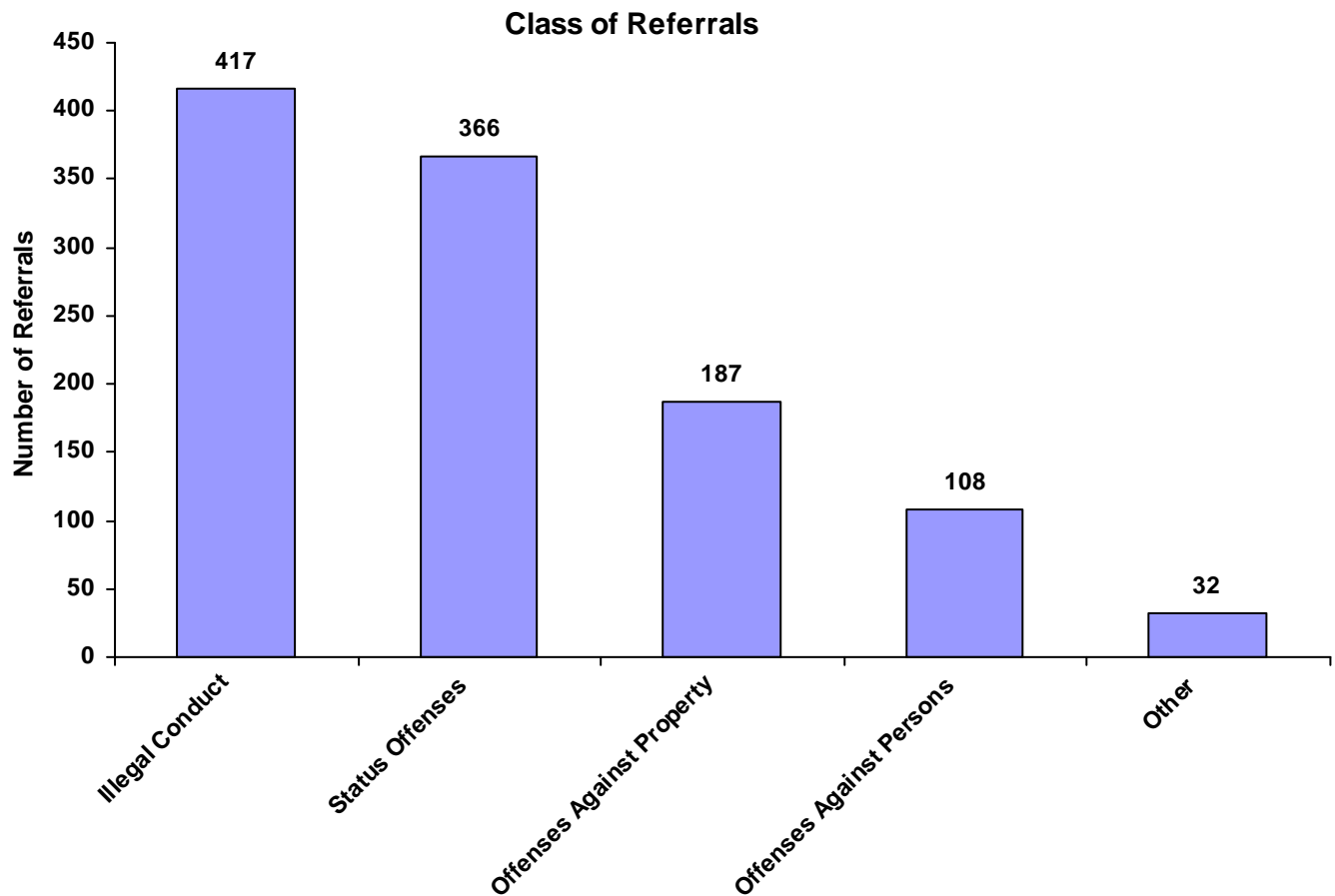
Children Enrolled in Special Education

	Children	% of All Children
Enrolled	2	0.39%
Not Enrolled	28	5.49%
Unknown	480	94.12%
510		

**TENNESSEE COUNCIL OF JUVENILE AND FAMILY COURT JUDGES
2008 DYER COUNTY JUVENILE COURT STATISTICAL DATA**

Class of Referrals by Race and Sex for CY 2008

	White Male	African American Male	Other Race Male	White Female	African American Female	Other Race Female	Unknown Race or Sex	Total	% of Total Referrals
Offenses Against Persons	53	35	0	7	10	0	3	108	9.73%
Offenses Against Property	68	57	1	28	28	0	5	187	16.85%
Illegal Conduct	225	95	0	63	29	2	3	417	37.57%
Status Offenses	148	100	0	70	41	1	6	366	32.97%
Dependency/Neglect	0	0	0	0	0	0	0	0	0.00%
Other Violation Proceedings	0	0	0	0	0	0	0	0	0.00%
Parentage	0	0	0	0	0	0	0	0	0.00%
Special Proceedings	0	0	0	0	0	0	0	0	0.00%
Other	25	5	0	0	0	1	1	32	2.88%
Totals	519	292	1	168	108	4	18	1,110	



**TENNESSEE COUNCIL OF JUVENILE AND FAMILY COURT JUDGES
2008 DYER COUNTY JUVENILE COURT STATISTICAL DATA**

Referrals by Class and Type Of Offense by Race and Sex for CY 2008

	White Male	African American Male	Other Race Male	White Female	African American Female	Other Race Female	Unknown Race or Sex	Total
<u>Offenses Against Persons</u>								
Assault	33	14	0	7	8	0	2	64
Aggravated Assault	5	4	0	0	2	0	0	11
Reckless Endangerment	6	3	0	0	0	0	0	9
1st Degree Murder	0	5	0	0	0	0	0	5
Aggravated Sexual Battery	4	0	0	0	0	0	1	5
Robbery	2	3	0	0	0	0	0	5
Aggravated Robbery	0	4	0	0	0	0	0	4
Rape of a Child	2	0	0	0	0	0	0	2
Other Sexual Offenses	0	2	0	0	0	0	0	2
Rape	1	0	0	0	0	0	0	1
Criminal Homicide	0	0	0	0	0	0	0	0
2nd Degree Murder	0	0	0	0	0	0	0	0
Aggravated Rape	0	0	0	0	0	0	0	0
Aggravated Vehicular Homicide	0	0	0	0	0	0	0	0
Esp. Aggravated Robbery	0	0	0	0	0	0	0	0
Esp. Aggravated Kidnapping	0	0	0	0	0	0	0	0
Aggravated Kidnapping	0	0	0	0	0	0	0	0
Aggravated Child Abuse / Neglect	0	0	0	0	0	0	0	0
Voluntary Manslaughter	0	0	0	0	0	0	0	0
Vehicular Homicide	0	0	0	0	0	0	0	0
Sexual Abuse of a Child	0	0	0	0	0	0	0	0
Criminally Negligent Homicide	0	0	0	0	0	0	0	0
Attempted Crime Against a Person	0	0	0	0	0	0	0	0
Totals	53	35	0	7	10	0	3	108
<u>Offenses Against Property</u>								
Theft of Property	32	31	0	21	25	0	3	112
Vandalism	14	7	0	3	3	0	1	28
Burglary	14	13	1	0	0	0	0	28
Aggravated Burglary	8	5	0	4	0	0	1	18
Forgery	0	1	0	0	0	0	0	1
Aggravated Arson	0	0	0	0	0	0	0	0
Arson	0	0	0	0	0	0	0	0
Worthless Checks	0	0	0	0	0	0	0	0
Illegal Poss/Use of Credit/Debit Cards	0	0	0	0	0	0	0	0
Unauthorized Use of a Vehicle	0	0	0	0	0	0	0	0
Cruelty to Animals	0	0	0	0	0	0	0	0
Totals	68	57	1	28	28	0	5	187

**TENNESSEE COUNCIL OF JUVENILE AND FAMILY COURT JUDGES
2008 DYER COUNTY JUVENILE COURT STATISTICAL DATA**

Referrals by Class and Type Of Offense by Race and Sex for CY 2008

	White Male	African American Male	Other Race Male	White Female	African American Female	Other Race Female	Unknown Race or Sex	Total
<u>Illegal Conduct</u>								
Traffic	95	10	0	38	4	0	2	149
Violation of Probation	22	13	0	3	10	0	0	48
Possession of Controlled Substances	25	9	0	1	0	0	0	35
Disorderly Conduct	11	8	0	8	7	0	0	34
Local Ordinances	21	4	0	1	0	0	0	26
Possession/Consumption of Alcohol	10	2	0	5	1	1	0	19
Criminal Trespass	10	7	0	2	0	0	0	19
Resist Stop/Frisk/Halt/Arrest/Search	4	9	0	2	2	0	0	17
Failure to Appear	4	6	0	1	3	1	0	15
Other Drug Offenses	6	6	0	0	0	0	0	12
Evading Arrest	5	7	0	0	0	0	0	12
Criminal Impersonation	2	3	0	0	1	0	0	6
Public Intoxication	1	4	0	0	0	0	0	5
Carrying Weapons on School Property	2	1	0	1	0	0	0	4
Unlawful Carrying / Poss of a Weapon	2	2	0	0	0	0	0	4
Violation of Aftercare	0	3	0	0	1	0	0	4
Driving Under Influence (DUI)	1	0	0	0	0	0	1	2
Harassment	2	0	0	0	0	0	0	2
Contempt of Court	1	1	0	0	0	0	0	2
Aggravated Criminal Trespass	0	0	0	1	0	0	0	1
Filing a False Police Report	1	0	0	0	0	0	0	1
Sale of Controlled Substances	0	0	0	0	0	0	0	0
Criminal Attempt	0	0	0	0	0	0	0	0
Escape	0	0	0	0	0	0	0	0
Gambling	0	0	0	0	0	0	0	0
Violation of Wildlife Regulations	0	0	0	0	0	0	0	0
Totals	225	95	0	63	29	2	3	417
<u>Status Offenses</u>								
Unruly Behavior	44	19	0	21	9	1	1	95
Violation of a Valid Court Order	29	41	0	7	9	0	0	86
In-State Runaway	21	24	0	21	17	0	1	84
Truancy	27	8	0	16	6	0	4	61
Possession of Tobacco Products	18	4	0	0	0	0	0	22
Violation of Curfew	9	4	0	5	0	0	0	18
Out-of-State Runaway	0	0	0	0	0	0	0	0
Totals	148	100	0	70	41	1	6	366
<u>Dependency/Neglect</u>								
Sexually Abused Child	0	0	0	0	0	0	0	0
Physically Abused Child	0	0	0	0	0	0	0	0
Dependency / Neglect	0	0	0	0	0	0	0	0
Termination of Parental Rights	0	0	0	0	0	0	0	0
Totals	0	0	0	0	0	0	0	0

**TENNESSEE COUNCIL OF JUVENILE AND FAMILY COURT JUDGES
2008 DYER COUNTY JUVENILE COURT STATISTICAL DATA**

Referrals by Class and Type Of Offense by Race and Sex for CY 2008

	White Male	African American Male	Other Race Male	White Female	African American Female	Other Race Female	Unknown Race or Sex	Total
<u>Other Violation Proceedings</u>								
Violation of Pretrial Diversion	0	0	0	0	0	0	0	0
Violation of Informal Adjustment	0	0	0	0	0	0	0	0
Totals	0	0	0	0	0	0	0	0
<u>Parentage</u>								
Custody	0	0	0	0	0	0	0	0
Visitation	0	0	0	0	0	0	0	0
Paternity / Legitimation	0	0	0	0	0	0	0	0
Child Support	0	0	0	0	0	0	0	0
Totals	0	0	0	0	0	0	0	0
<u>Special Proceedings</u>								
Judicial Review	0	0	0	0	0	0	0	0
Administrative Review	0	0	0	0	0	0	0	0
Foster Care Review	0	0	0	0	0	0	0	0
Request for Medical Treatment	0	0	0	0	0	0	0	0
Consent to Marry	0	0	0	0	0	0	0	0
Totals	0	0	0	0	0	0	0	0
<u>Other</u>								
Other	25	5	0	0	0	1	1	32
Totals	25	5	0	0	0	1	1	32
All Referral Totals	519	292	1	168	108	4	18	1,110

**TENNESSEE COUNCIL OF JUVENILE AND FAMILY COURT JUDGES
2008 DYER COUNTY JUVENILE COURT STATISTICAL DATA**

Referral Reasons by Type of Offense, Race and Sex for CY 2008

	White Male	African American Male	Other Race Male	White Female	African American Female	Other Race Female	Unknown Race or Sex	Total
Delinquent								
Traffic	95	10	0	38	4	0	2	149
Theft of Property	32	31	0	21	25	0	3	112
Assault	33	14	0	7	8	0	2	64
Violation of Probation	22	13	0	3	10	0	0	48
Possession of Controlled Substances	25	9	0	1	0	0	0	35
Disorderly Conduct	11	8	0	8	7	0	0	34
Vandalism	14	7	0	3	3	0	1	28
Burglary	14	13	1	0	0	0	0	28
Local Ordinances	21	4	0	1	0	0	0	26
Possession/Consumption of Alcohol	10	2	0	5	1	1	0	19
Criminal Trespass	10	7	0	2	0	0	0	19
Aggravated Burglary	8	5	0	4	0	0	1	18
Resist Stop/Frisk/Halt/Arrest/Search	4	9	0	2	2	0	0	17
Failure to Appear	4	6	0	1	3	1	0	15
Other Drug Offenses	6	6	0	0	0	0	0	12
Evading Arrest	5	7	0	0	0	0	0	12
Aggravated Assault	5	4	0	0	2	0	0	11
Reckless Endangerment	6	3	0	0	0	0	0	9
Criminal Impersonation	2	3	0	0	1	0	0	6
1st Degree Murder	0	5	0	0	0	0	0	5
Aggravated Sexual Battery	4	0	0	0	0	0	1	5
Robbery	2	3	0	0	0	0	0	5
Public Intoxication	1	4	0	0	0	0	0	5
Aggravated Robbery	0	4	0	0	0	0	0	4
Carrying Weapons on School Property	2	1	0	1	0	0	0	4
Unlawful Carrying / Poss of a Weapon	2	2	0	0	0	0	0	4
Violation of Aftercare	0	3	0	0	1	0	0	4
Rape of a Child	2	0	0	0	0	0	0	2
Other Sexual Offenses	0	2	0	0	0	0	0	2
Driving Under Influence (DUI)	1	0	0	0	0	0	1	2
Harassment	2	0	0	0	0	0	0	2
Contempt of Court	1	1	0	0	0	0	0	2
Rape	1	0	0	0	0	0	0	1
Forgery	0	1	0	0	0	0	0	1
Aggravated Criminal Trespass	0	0	0	1	0	0	0	1
Filing a False Police Report	1	0	0	0	0	0	0	1
Criminal Homicide	0	0	0	0	0	0	0	0
2nd Degree Murder	0	0	0	0	0	0	0	0
Aggravated Rape	0	0	0	0	0	0	0	0
Aggravated Vehicular Homicide	0	0	0	0	0	0	0	0
Esp. Aggravated Robbery	0	0	0	0	0	0	0	0
Esp. Aggravated Kidnapping	0	0	0	0	0	0	0	0
Aggravated Kidnapping	0	0	0	0	0	0	0	0
Aggravated Child Abuse / Neglect	0	0	0	0	0	0	0	0
Voluntary Manslaughter	0	0	0	0	0	0	0	0
Vehicular Homicide	0	0	0	0	0	0	0	0
Sexual Abuse of a Child	0	0	0	0	0	0	0	0
Criminally Negligent Homicide	0	0	0	0	0	0	0	0
Attempted Crime Against a Person	0	0	0	0	0	0	0	0
Aggravated Arson	0	0	0	0	0	0	0	0
Arson	0	0	0	0	0	0	0	0
Worthless Checks	0	0	0	0	0	0	0	0

**TENNESSEE COUNCIL OF JUVENILE AND FAMILY COURT JUDGES
2008 DYER COUNTY JUVENILE COURT STATISTICAL DATA**

Referral Reasons by Type of Offense, Race and Sex for CY 2008

	White Male	African American Male	Other Race Male	White Female	African American Female	Other Race Female	Unknown Race or Sex	Total
<u>Delinquent</u>								
Illegal Poss/Use of Credit/Debit Cards	0	0	0	0	0	0	0	0
Unauthorized Use of a Vehicle	0	0	0	0	0	0	0	0
Cruelty to Animals	0	0	0	0	0	0	0	0
Sale of Controlled Substances	0	0	0	0	0	0	0	0
Criminal Attempt	0	0	0	0	0	0	0	0
Escape	0	0	0	0	0	0	0	0
Gambling	0	0	0	0	0	0	0	0
Violation of Wildlife Regulations	0	0	0	0	0	0	0	0
Totals	346	187	1	98	67	2	11	712
<u>Status</u>								
Unruly Behavior	44	19	0	21	9	1	1	95
Violation of a Valid Court Order	29	41	0	7	9	0	0	86
In-State Runaway	21	24	0	21	17	0	1	84
Truancy	27	8	0	16	6	0	4	61
Possession of Tobacco Products	18	4	0	0	0	0	0	22
Violation of Curfew	9	4	0	5	0	0	0	18
Out-of-State Runaway	0	0	0	0	0	0	0	0
Totals	148	100	0	70	41	1	6	366
<u>Dependency and Neglect</u>								
Sexually Abused Child	0	0	0	0	0	0	0	0
Physically Abused Child	0	0	0	0	0	0	0	0
Dependency / Neglect	0	0	0	0	0	0	0	0
Termination of Parental Rights	0	0	0	0	0	0	0	0
Totals	0	0	0	0	0	0	0	0
<u>Other Violations</u>								
Violation of Pretrial Diversion	0	0	0	0	0	0	0	0
Violation of Informal Adjustment	0	0	0	0	0	0	0	0
Totals	0	0	0	0	0	0	0	0
<u>Special Proceedings</u>								
Judicial Review	0	0	0	0	0	0	0	0
Administrative Review	0	0	0	0	0	0	0	0
Foster Care Review	0	0	0	0	0	0	0	0
Custody	0	0	0	0	0	0	0	0
Visitation	0	0	0	0	0	0	0	0
Paternity / Legitimation	0	0	0	0	0	0	0	0
Child Support	0	0	0	0	0	0	0	0
Request for Medical Treatment	0	0	0	0	0	0	0	0
Consent to Marry	0	0	0	0	0	0	0	0
Totals	0	0	0	0	0	0	0	0
<u>Other</u>								
Other	25	5	0	0	0	1	1	32
Totals	25	5	0	0	0	1	1	32
All Referral Totals	519	292	1	168	108	4	18	1,110

**TENNESSEE COUNCIL OF JUVENILE AND FAMILY COURT JUDGES
2008 DYER COUNTY JUVENILE COURT STATISTICAL DATA**

Top 4 Referral Reasons by Race and Sex for CY 2008

Sex	Race	Referral Reason	Total
Male			
	White	1. Traffic	95
		2. Unruly Behavior	44
		3. Assault	33
		4. Theft of Property	32
	African American	1. Violation of a Valid Court Order	41
		2. Theft of Property	31
		3. In-State Runaway	24
		4. Unruly Behavior	19
	Other Race	1. Burglary	1
Female			
	White	1. Traffic	38
		2. In-State Runaway	21
		3. Theft of Property	21
		4. Unruly Behavior	21
	African American	1. Theft of Property	25
		2. In-State Runaway	17
		3. Violation of Probation	10
		4. Unruly Behavior	9
	Other Race	1. Possession/Consumption of Alcohol	1
		2. Unruly Behavior	1
		3. Other	1
		4. Failure to Appear	1
Unknown			
	Unknown	1. Truancy	4
		2. Theft of Property	3
		3. Assault	2
		4. Traffic	2

**TENNESSEE COUNCIL OF JUVENILE AND FAMILY COURT JUDGES
2008 DYER COUNTY JUVENILE COURT STATISTICAL DATA**

Top 4 Referral Reasons by Race and Sex and by Type of Offense for CY 2008

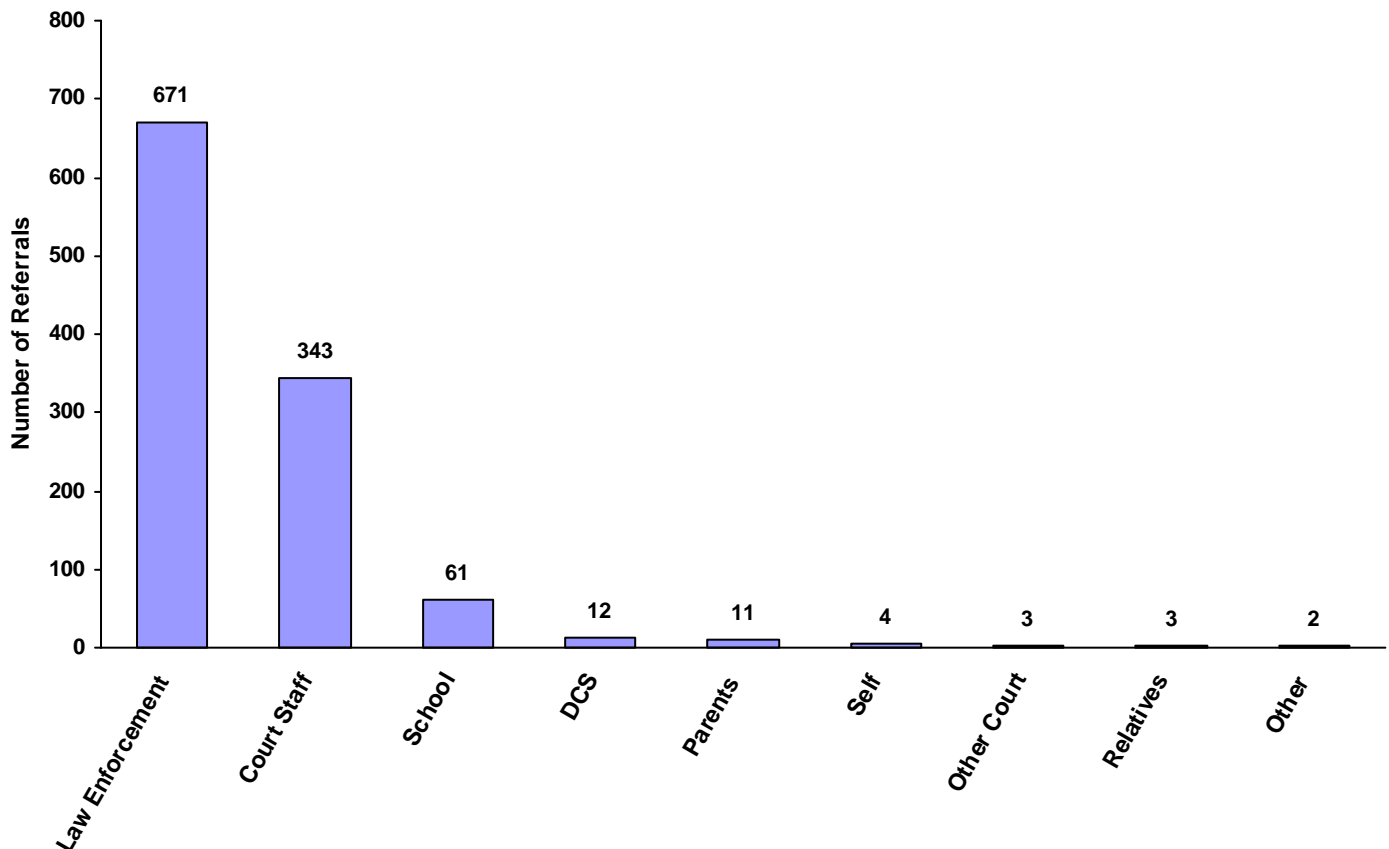
Sex	Race	Referral Type	Referral Reason	Total		
Male	White	Delinquent	1. Traffic	95		
			2. Assault	33		
			3. Theft of Property	32		
			4. Possession of Controlled Substances	25		
		Status	1. Unruly Behavior	44		
			2. Violation of a Valid Court Order	29		
			3. Truancy	27		
			4. In-State Runaway	21		
		Other	1. Other	25		
			<hr/>			
			Delinquent	1. Theft of Property	31	
				2. Assault	14	
3. Violation of Probation	13					
4. Burglary	13					
Status	1. Violation of a Valid Court Order	41				
	2. In-State Runaway	24				
	3. Unruly Behavior	19				
	4. Truancy	8				
Other	1. Other	5				
	<hr/>					
Male	Other Race	Delinquent	1. Burglary	1		
<hr/>						
Female	White	Delinquent	1. Traffic	38		
			2. Theft of Property	21		
			3. Disorderly Conduct	8		
			4. Assault	7		
		Status	1. Unruly Behavior	21		
			2. In-State Runaway	21		
			3. Truancy	16		
			4. Violation of a Valid Court Order	7		
		<hr/>				
		Female	African American	Delinquent	1. Theft of Property	25
					2. Violation of Probation	10
					3. Assault	8
4. Disorderly Conduct	7					
Status	1. In-State Runaway			17		
	2. Unruly Behavior			9		
	3. Violation of a Valid Court Order			9		
	4. Truancy			6		
<hr/>						
Female	Other Race	Delinquent	1. Possession/Consumption of Alcohol	1		
			2. Failure to Appear	1		
		Status	1. Unruly Behavior	1		
			Other	1. Other	1	
<hr/>						
Unknown	Unknown	Delinquent	1. Theft of Property	3		
			2. Assault	2		
			3. Traffic	2		
			4. Aggravated Burglary	1		
		Status	1. Truancy	4		
			2. In-State Runaway	1		
			3. Unruly Behavior	1		
		Other	1. Other	1		

**TENNESSEE COUNCIL OF JUVENILE AND FAMILY COURT JUDGES
2008 DYER COUNTY JUVENILE COURT STATISTICAL DATA**

Source of Referrals by Race and Sex for CY 2008

	White Male	African American Male	Other Race Male	White Female	African American Female	Other Race Female	Unknown Race or Sex	Total	% of Total Referrals
Law Enforcement	310	187	1	96	63	2	12	671	60.45%
Parents	1	4	0	3	2	0	1	11	0.99%
Relatives	2	0	0	0	0	0	1	3	0.27%
Self	2	1	0	0	1	0	0	4	0.36%
School	29	8	0	14	5	1	4	61	5.50%
CSA	0	0	0	0	0	0	0	0	0.00%
DCS	5	5	0	0	2	0	0	12	1.08%
Other State Department	0	0	0	0	0	0	0	0	0.00%
District Attorney's Office	0	0	0	0	0	0	0	0	0.00%
Court Staff	166	86	0	55	35	1	0	343	30.90%
Social Agency	0	0	0	0	0	0	0	0	0.00%
Other Court	2	1	0	0	0	0	0	3	0.27%
Victim	0	0	0	0	0	0	0	0	0.00%
Child & Parent	0	0	0	0	0	0	0	0	0.00%
Hospital	0	0	0	0	0	0	0	0	0.00%
Unknown	0	0	0	0	0	0	0	0	0.00%
Other	2	0	0	0	0	0	0	2	0.18%
Totals	519	292	1	168	108	4	18	1,110	

Total Source of Referrals



**TENNESSEE COUNCIL OF JUVENILE AND FAMILY COURT JUDGES
2008 DYER COUNTY JUVENILE COURT STATISTICAL DATA**

Six Most Frequent Referral Reasons by Source, Race and Sex for CY 2008

	White Male	African American Male	Other Race Male	White Female	African American Female	Other Race Female	Unknown Race or Sex	Total
<u>Law Enforcement</u>								
1. Theft of Property	32	29	0	17	24	0	3	105
2. Traffic	59	7	0	27	2	0	2	97
3. In-State Runaway	18	20	0	12	15	0	1	66
4. Unruly Behavior	29	11	0	13	6	0	0	59
5. Assault	29	9	0	5	4	0	1	48
6. Burglary	14	12	1	0	0	0	0	27
<u>Parents</u>								
1. Assault	1	3	0	2	1	0	1	8
2. Unruly Behavior	0	1	0	1	0	0	0	2
3. Theft of Property	0	0	0	0	1	0	0	1
4. NO REFERRAL SUBMITTED	0	0	0	0	0	0	0	0
<u>Relatives</u>								
1. Harassment	1	0	0	0	0	0	0	1
2. Unruly Behavior	0	0	0	0	0	0	1	1
3. Vandalism	1	0	0	0	0	0	0	1
4. NO REFERRAL SUBMITTED	0	0	0	0	0	0	0	0
<u>Self</u>								
1. Assault	0	1	0	0	1	0	0	2
2. Criminal Trespass	1	0	0	0	0	0	0	1
3. Truancy	1	0	0	0	0	0	0	1
4. NO REFERRAL SUBMITTED	0	0	0	0	0	0	0	0
<u>School</u>								
1. Truancy	23	7	0	14	5	0	4	53
2. Traffic	2	0	0	0	0	0	0	2
3. Unruly Behavior	1	0	0	0	0	1	0	2
4. Violation of a Valid Court Order	2	0	0	0	0	0	0	2
5. Carrying Weapons on School Property	0	1	0	0	0	0	0	1
6. Resisting Stop, Frisk, Halt, Arrest or Se	1	0	0	0	0	0	0	1
<u>Community Service Agencies</u>								
1. NO REFERRAL SUBMITTED	0	0	0	0	0	0	0	0
<u>Department of Children's Services</u>								
1. Violation of Probation	4	1	0	0	1	0	0	6
2. Violation of a Valid Court Order	1	2	0	0	0	0	0	3
3. Violation of Aftercare	0	2	0	0	1	0	0	3
4. NO REFERRAL SUBMITTED	0	0	0	0	0	0	0	0
<u>Other State Department</u>								
1. NO REFERRAL SUBMITTED	0	0	0	0	0	0	0	0
<u>District Attorney's Office</u>								
1. NO REFERRAL SUBMITTED	0	0	0	0	0	0	0	0

**TENNESSEE COUNCIL OF JUVENILE AND FAMILY COURT JUDGES
2008 DYER COUNTY JUVENILE COURT STATISTICAL DATA**

Six Most Frequent Referral Reasons by Source, Race and Sex for CY 2008

	White Male	African American Male	Other Race Male	White Female	African American Female	Other Race Female	Unknown Race or Sex	Total
<u>Court Staff</u>								
1. Violation of a Valid Court Order	23	33	0	5	8	0	0	69
2. Traffic	34	3	0	11	2	0	0	50
3. Violation of Probation	18	12	0	2	9	0	0	41
4. Unruly Behavior	14	6	0	7	3	0	0	30
5. In-State Runaway	3	4	0	9	2	0	0	18
6. Disorderly Conduct	6	4	0	3	3	0	0	16
<u>Social Agency</u>								
1. NO REFERRAL SUBMITTED	0	0	0	0	0	0	0	0
<u>Other Court</u>								
1. Assault	1	0	0	0	0	0	0	1
2. Possession / Consumption of Alcohol	1	0	0	0	0	0	0	1
3. Unruly Behavior	0	1	0	0	0	0	0	1
4. NO REFERRAL SUBMITTED	0	0	0	0	0	0	0	0
<u>Victim</u>								
1. NO REFERRAL SUBMITTED	0	0	0	0	0	0	0	0
<u>Child & Parent</u>								
1. NO REFERRAL SUBMITTED	0	0	0	0	0	0	0	0
<u>Hospital</u>								
1. NO REFERRAL SUBMITTED	0	0	0	0	0	0	0	0
<u>Unknown</u>								
1. NO REFERRAL SUBMITTED	0	0	0	0	0	0	0	0
<u>Other</u>								
1. Assault	1	0	0	0	0	0	0	1
2. Vandalism	1	0	0	0	0	0	0	1
3. NO REFERRAL SUBMITTED	0	0	0	0	0	0	0	0

**TENNESSEE COUNCIL OF JUVENILE AND FAMILY COURT JUDGES
2008 DYER COUNTY JUVENILE COURT STATISTICAL DATA**

Source of Referrals by Type of Offense, Race and Sex for CY 2008

	White Male	African American Male	Other Race Male	White Female	African American Female	Other Race Female	Unknown Race or Sex	Total
<u>Delinquent</u>								
Law Enforcement	230	142	1	68	41	1	10	493
Court Staff	101	37	0	28	21	1	0	188
DCS	4	3	0	0	2	0	0	9
Parents	1	3	0	2	2	0	1	9
School	3	1	0	0	0	0	0	4
Self	1	1	0	0	1	0	0	3
Other	2	0	0	0	0	0	0	2
Other Court	2	0	0	0	0	0	0	2
Relatives	2	0	0	0	0	0	0	2
Child & Parent	0	0	0	0	0	0	0	0
CSA	0	0	0	0	0	0	0	0
District Attorney's Office	0	0	0	0	0	0	0	0
Hospital	0	0	0	0	0	0	0	0
Other State Department	0	0	0	0	0	0	0	0
Social Agency	0	0	0	0	0	0	0	0
Unknown	0	0	0	0	0	0	0	0
Victim	0	0	0	0	0	0	0	0
Totals	346	187	1	98	67	2	11	712

<u>Status/Unruly</u>								
Law Enforcement	62	41	0	28	22	0	1	154
Court Staff	58	48	0	27	14	0	0	147
School	26	7	0	14	5	1	4	57
DCS	1	2	0	0	0	0	0	3
Parents	0	1	0	1	0	0	0	2
Other Court	0	1	0	0	0	0	0	1
Relatives	0	0	0	0	0	0	1	1
Self	1	0	0	0	0	0	0	1
Child & Parent	0	0	0	0	0	0	0	0
CSA	0	0	0	0	0	0	0	0
District Attorney's Office	0	0	0	0	0	0	0	0
Hospital	0	0	0	0	0	0	0	0
Other	0	0	0	0	0	0	0	0
Other State Department	0	0	0	0	0	0	0	0
Social Agency	0	0	0	0	0	0	0	0
Unknown	0	0	0	0	0	0	0	0
Victim	0	0	0	0	0	0	0	0
Totals	148	100	0	70	41	1	6	366

**TENNESSEE COUNCIL OF JUVENILE AND FAMILY COURT JUDGES
2008 DYER COUNTY JUVENILE COURT STATISTICAL DATA**

Source of Referrals by Type of Offense, Race and Sex for CY 2008

	White Male	African American Male	Other Race Male	White Female	African American Female	Other Race Female	Unknown Race or Sex	Total
<u>Dependency and Neglect</u>								
Child & Parent	0	0	0	0	0	0	0	0
Court Staff	0	0	0	0	0	0	0	0
CSA	0	0	0	0	0	0	0	0
DCS	0	0	0	0	0	0	0	0
District Attorney's Office	0	0	0	0	0	0	0	0
Hospital	0	0	0	0	0	0	0	0
Law Enforcement	0	0	0	0	0	0	0	0
Other	0	0	0	0	0	0	0	0
Other Court	0	0	0	0	0	0	0	0
Other State Department	0	0	0	0	0	0	0	0
Parents	0	0	0	0	0	0	0	0
Relatives	0	0	0	0	0	0	0	0
School	0	0	0	0	0	0	0	0
Self	0	0	0	0	0	0	0	0
Social Agency	0	0	0	0	0	0	0	0
Unknown	0	0	0	0	0	0	0	0
Victim	0	0	0	0	0	0	0	0
Totals	0	0	0	0	0	0	0	0

<u>Other Violations</u>								
Child & Parent	0	0	0	0	0	0	0	0
Court Staff	0	0	0	0	0	0	0	0
CSA	0	0	0	0	0	0	0	0
DCS	0	0	0	0	0	0	0	0
District Attorney's Office	0	0	0	0	0	0	0	0
Hospital	0	0	0	0	0	0	0	0
Law Enforcement	0	0	0	0	0	0	0	0
Other	0	0	0	0	0	0	0	0
Other Court	0	0	0	0	0	0	0	0
Other State Department	0	0	0	0	0	0	0	0
Parents	0	0	0	0	0	0	0	0
Relatives	0	0	0	0	0	0	0	0
School	0	0	0	0	0	0	0	0
Self	0	0	0	0	0	0	0	0
Social Agency	0	0	0	0	0	0	0	0
Unknown	0	0	0	0	0	0	0	0
Victim	0	0	0	0	0	0	0	0
Totals	0	0	0	0	0	0	0	0

**TENNESSEE COUNCIL OF JUVENILE AND FAMILY COURT JUDGES
2008 DYER COUNTY JUVENILE COURT STATISTICAL DATA**

Source of Referrals by Type of Offense, Race and Sex for CY 2008

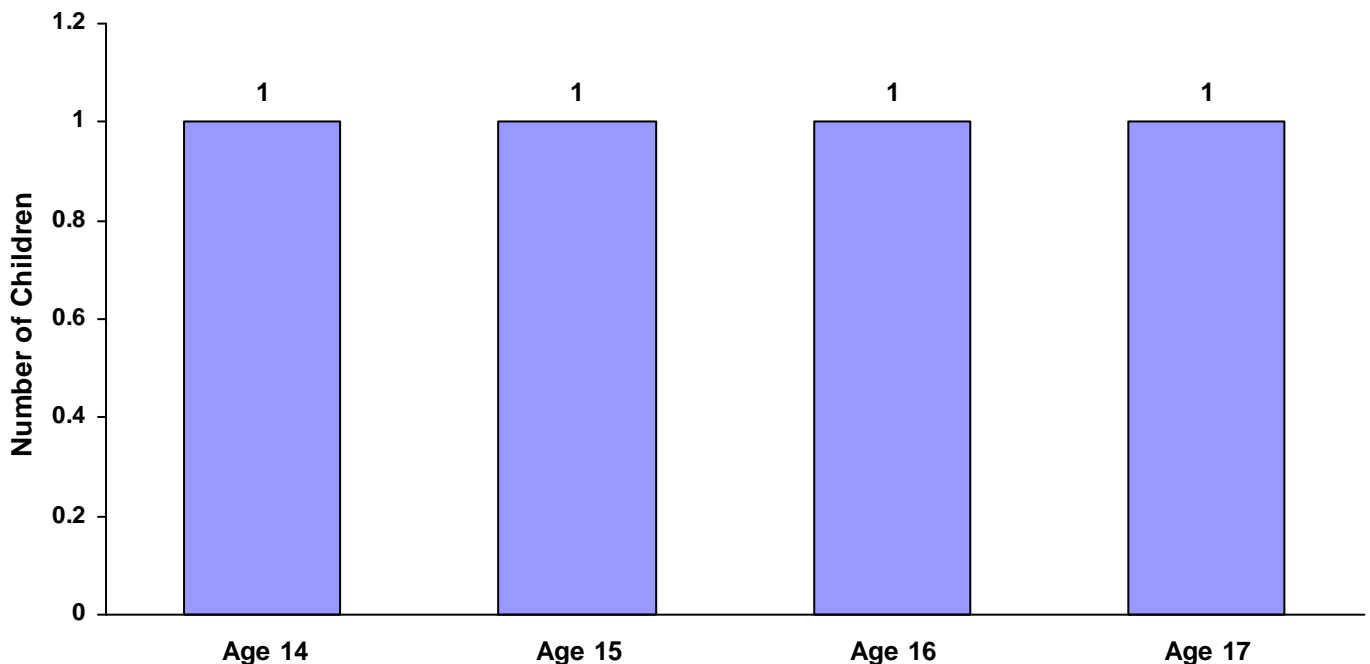
	White Male	African American Male	Other Race Male	White Female	African American Female	Other Race Female	Unknown Race or Sex	Total
<u>Special Proceedings</u>								
Child & Parent	0	0	0	0	0	0	0	0
Court Staff	0	0	0	0	0	0	0	0
CSA	0	0	0	0	0	0	0	0
DCS	0	0	0	0	0	0	0	0
District Attorney's Office	0	0	0	0	0	0	0	0
Hospital	0	0	0	0	0	0	0	0
Law Enforcement	0	0	0	0	0	0	0	0
Other	0	0	0	0	0	0	0	0
Other Court	0	0	0	0	0	0	0	0
Other State Department	0	0	0	0	0	0	0	0
Parents	0	0	0	0	0	0	0	0
Relatives	0	0	0	0	0	0	0	0
School	0	0	0	0	0	0	0	0
Self	0	0	0	0	0	0	0	0
Social Agency	0	0	0	0	0	0	0	0
Unknown	0	0	0	0	0	0	0	0
Victim	0	0	0	0	0	0	0	0
Totals	0	0	0	0	0	0	0	0
<u>Other</u>								
Law Enforcement	18	4	0	0	0	1	1	24
Court Staff	7	1	0	0	0	0	0	8
Child & Parent	0	0	0	0	0	0	0	0
CSA	0	0	0	0	0	0	0	0
DCS	0	0	0	0	0	0	0	0
District Attorney's Office	0	0	0	0	0	0	0	0
Hospital	0	0	0	0	0	0	0	0
Other	0	0	0	0	0	0	0	0
Other Court	0	0	0	0	0	0	0	0
Other State Department	0	0	0	0	0	0	0	0
Parents	0	0	0	0	0	0	0	0
Relatives	0	0	0	0	0	0	0	0
School	0	0	0	0	0	0	0	0
Self	0	0	0	0	0	0	0	0
Social Agency	0	0	0	0	0	0	0	0
Unknown	0	0	0	0	0	0	0	0
Victim	0	0	0	0	0	0	0	0
Totals	25	5	0	0	0	1	1	32
All Referral Source Totals	519	292	1	168	108	4	18	1,110

**TENNESSEE COUNCIL OF JUVENILE AND FAMILY COURT JUDGES
2008 DYER COUNTY JUVENILE COURT STATISTICAL DATA**

**Children Referred for Unlawful Carrying/Possession of a Weapon for CY 2008
Total Children = 510**

	White Male	African American Male	Other Race Male	White Female	African American Female	Other Race Female	Unknown Race or Sex	Total	% of All Children Referred
Age Under 1	0	0	0	0	0	0	0	0	0.00%
Age 1	0	0	0	0	0	0	0	0	0.00%
Age 2	0	0	0	0	0	0	0	0	0.00%
Age 3	0	0	0	0	0	0	0	0	0.00%
Age 4	0	0	0	0	0	0	0	0	0.00%
Age 5	0	0	0	0	0	0	0	0	0.00%
Age 6	0	0	0	0	0	0	0	0	0.00%
Age 7	0	0	0	0	0	0	0	0	0.00%
Age 8	0	0	0	0	0	0	0	0	0.00%
Age 9	0	0	0	0	0	0	0	0	0.00%
Age 10	0	0	0	0	0	0	0	0	0.00%
Age 11	0	0	0	0	0	0	0	0	0.00%
Age 12	0	0	0	0	0	0	0	0	0.00%
Age 13	0	0	0	0	0	0	0	0	0.00%
Age 14	0	1	0	0	0	0	0	1	0.20%
Age 15	0	1	0	0	0	0	0	1	0.20%
Age 16	1	0	0	0	0	0	0	1	0.20%
Age 17	1	0	0	0	0	0	0	1	0.20%
Age 18	0	0	0	0	0	0	0	0	0.00%
Age 19 and Over	0	0	0	0	0	0	0	0	0.00%
Totals	2	2	0	0	0	0	0	4	

Total Children Referred for Unlawfully Carrying/Possessing Weapons



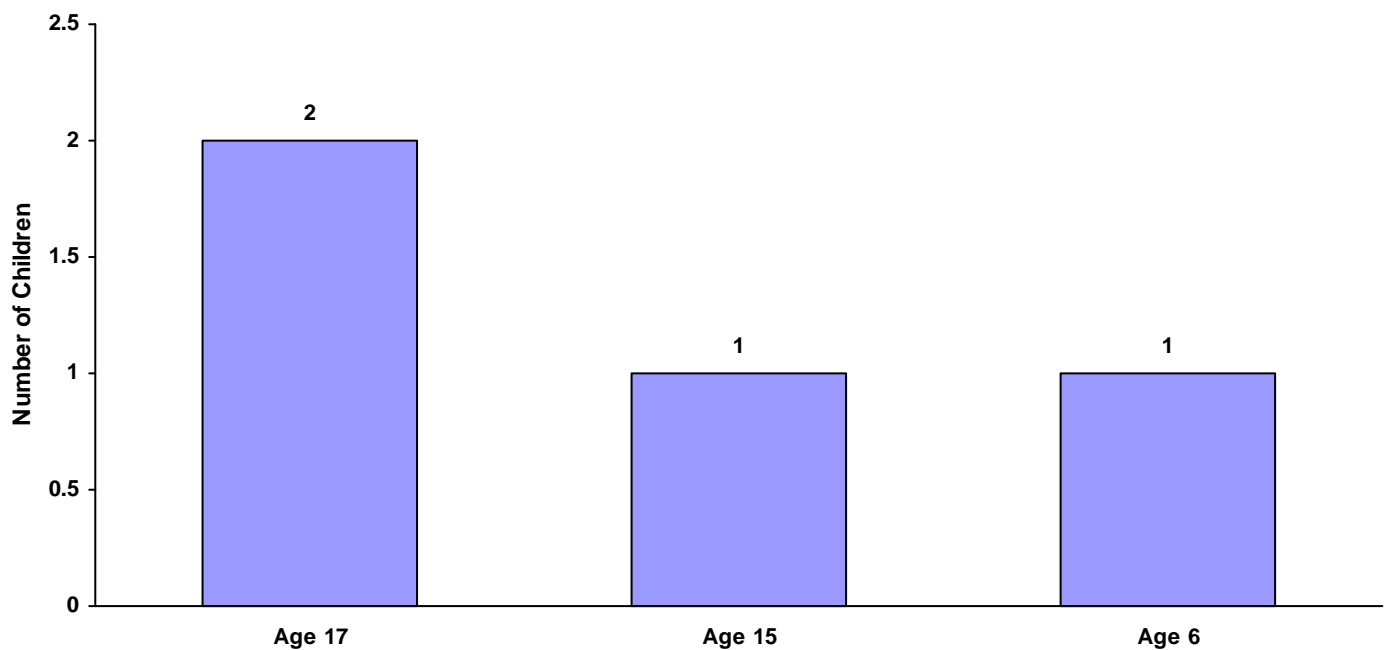
**TENNESSEE COUNCIL OF JUVENILE AND FAMILY COURT JUDGES
2008 DYER COUNTY JUVENILE COURT STATISTICAL DATA**

Children Referred for Carrying Weapons on School Property for CY 2008

Total Children = 510

	White Male	African American Male	Other Race Male	White Female	African American Female	Other Race Female	Unknown Race or Sex	Total	% of Children Referred
Age Under 1	0	0	0	0	0	0	0	0	0.00%
Age 1	0	0	0	0	0	0	0	0	0.00%
Age 2	0	0	0	0	0	0	0	0	0.00%
Age 3	0	0	0	0	0	0	0	0	0.00%
Age 4	0	0	0	0	0	0	0	0	0.00%
Age 5	0	0	0	0	0	0	0	0	0.00%
Age 6	0	1	0	0	0	0	0	1	0.20%
Age 7	0	0	0	0	0	0	0	0	0.00%
Age 8	0	0	0	0	0	0	0	0	0.00%
Age 9	0	0	0	0	0	0	0	0	0.00%
Age 10	0	0	0	0	0	0	0	0	0.00%
Age 11	0	0	0	0	0	0	0	0	0.00%
Age 12	0	0	0	0	0	0	0	0	0.00%
Age 13	0	0	0	0	0	0	0	0	0.00%
Age 14	0	0	0	0	0	0	0	0	0.00%
Age 15	0	0	0	1	0	0	0	1	0.20%
Age 16	0	0	0	0	0	0	0	0	0.00%
Age 17	2	0	0	0	0	0	0	2	0.39%
Age 18	0	0	0	0	0	0	0	0	0.00%
Age 19 and Over	0	0	0	0	0	0	0	0	0.00%
Totals	2	1	0	1	0	0	0	4	

Total Children Referred for Carrying Weapons on School Property

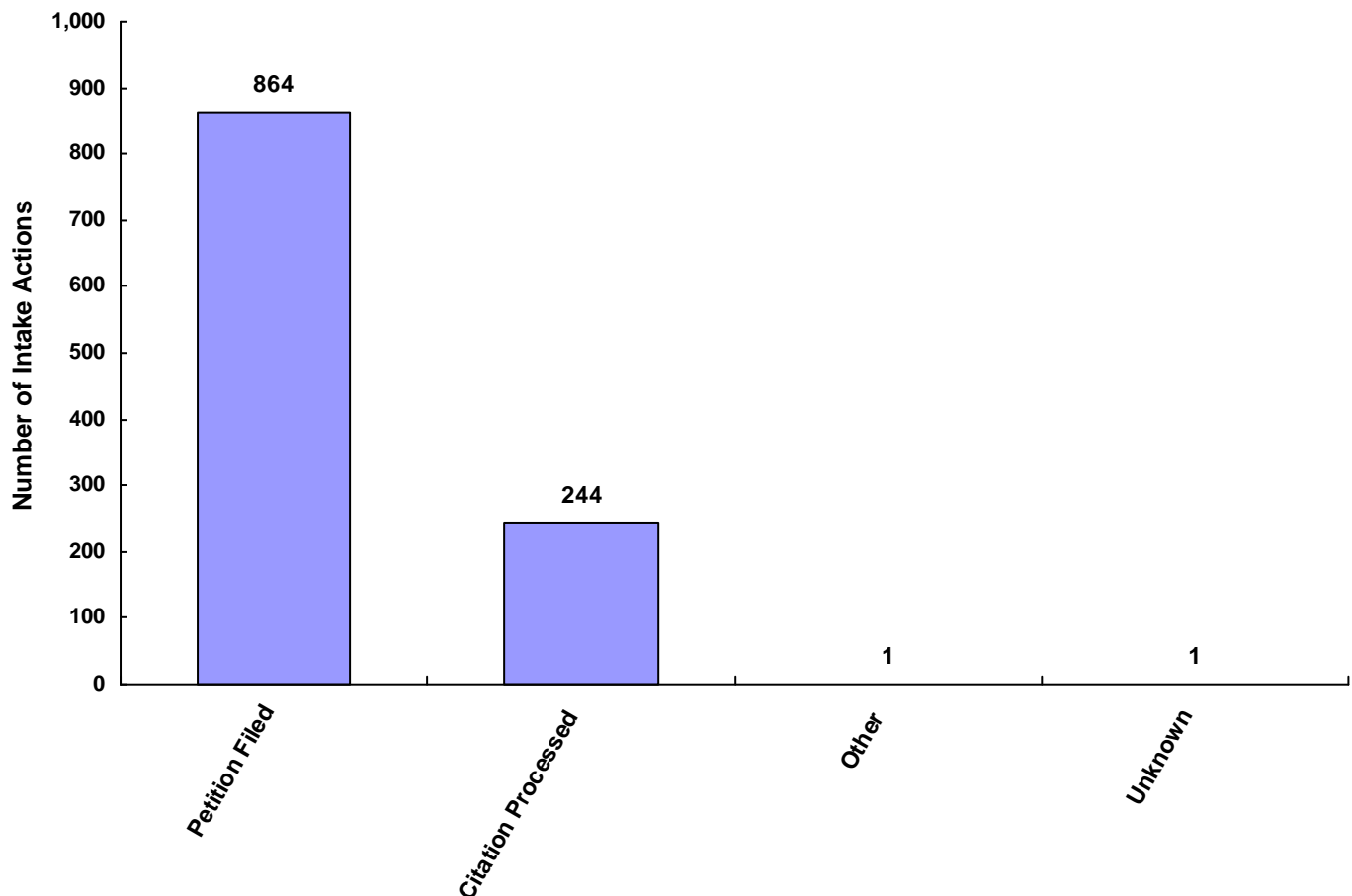


**TENNESSEE COUNCIL OF JUVENILE AND FAMILY COURT JUDGES
2008 DYER COUNTY JUVENILE COURT STATISTICAL DATA**

Intake Actions at Referral by Race and Sex for CY 2008

	White Male	African American Male	Other Race Male	White Female	African American Female	Other Race Female	Unknown Race or Sex	Total	% of Total Referrals
Petition Filed	387	255	1	113	89	4	15	864	77.84%
Motion Filed	0	0	0	0	0	0	0	0	0.00%
Citation Processed	132	36	0	55	18	0	3	244	21.98%
Paternity Processed Notice	0	0	0	0	0	0	0	0	0.00%
Schedule Judicial Review	0	0	0	0	0	0	0	0	0.00%
Schedule Admin Review	0	0	0	0	0	0	0	0	0.00%
Schedule Foster Care Review	0	0	0	0	0	0	0	0	0.00%
Unknown	0	0	0	0	1	0	0	1	0.09%
Does Not Apply	0	0	0	0	0	0	0	0	0.00%
Other	0	1	0	0	0	0	0	1	0.09%
Totals	519	292	1	168	108	4	18	1,110	

Total Intake Actions at Referral



**TENNESSEE COUNCIL OF JUVENILE AND FAMILY COURT JUDGES
2008 DYER COUNTY JUVENILE COURT STATISTICAL DATA**

Intake Actions of Referrals by Class of Offense, Race and Sex for CY 2008

	White Male	African American Male	Other Race Male	White Female	African American Female	Other Race Female	Unknown Race or Sex	Total
<u>Offenses Against Persons</u>								
Petition Filed	49	34	0	7	8	0	3	101
Citation Processed	4	1	0	0	2	0	0	7
Motion Filed	0	0	0	0	0	0	0	0
Notification of Paternity Processed	0	0	0	0	0	0	0	0
Scheduling of Judicial Review	0	0	0	0	0	0	0	0
Scheduling of Administrative Review	0	0	0	0	0	0	0	0
Scheduling of Foster Care Review	0	0	0	0	0	0	0	0
Unknown	0	0	0	0	0	0	0	0
Does Not Apply	0	0	0	0	0	0	0	0
Other	0	0	0	0	0	0	0	0
Totals	53	35	0	7	10	0	3	108

<u>Offenses Against Property</u>								
Petition Filed	65	55	1	24	27	0	5	177
Citation Processed	3	2	0	4	1	0	0	10
Motion Filed	0	0	0	0	0	0	0	0
Notification of Paternity Processed	0	0	0	0	0	0	0	0
Scheduling of Judicial Review	0	0	0	0	0	0	0	0
Scheduling of Administrative Review	0	0	0	0	0	0	0	0
Scheduling of Foster Care Review	0	0	0	0	0	0	0	0
Unknown	0	0	0	0	0	0	0	0
Does Not Apply	0	0	0	0	0	0	0	0
Other	0	0	0	0	0	0	0	0
Totals	68	57	1	28	28	0	5	187

<u>Illegal Conduct</u>								
Petition Filed	153	82	0	44	23	2	3	307
Citation Processed	72	13	0	19	6	0	0	110
Motion Filed	0	0	0	0	0	0	0	0
Notification of Paternity Processed	0	0	0	0	0	0	0	0
Scheduling of Judicial Review	0	0	0	0	0	0	0	0
Scheduling of Administrative Review	0	0	0	0	0	0	0	0
Scheduling of Foster Care Review	0	0	0	0	0	0	0	0
Unknown	0	0	0	0	0	0	0	0
Does Not Apply	0	0	0	0	0	0	0	0
Other	0	0	0	0	0	0	0	0
Totals	225	95	0	63	29	2	3	417

**TENNESSEE COUNCIL OF JUVENILE AND FAMILY COURT JUDGES
2008 DYER COUNTY JUVENILE COURT STATISTICAL DATA**

Intake Actions of Referrals by Class of Offense, Race and Sex for CY 2008

	White Male	African American Male	Other Race Male	White Female	African American Female	Other Race Female	Unknown Race or Sex	Total
<u>Status Offenses</u>								
Petition Filed	102	79	0	38	31	1	3	254
Citation Processed	46	20	0	32	9	0	3	110
Unknown	0	0	0	0	1	0	0	1
Other	0	1	0	0	0	0	0	1
Motion Filed	0	0	0	0	0	0	0	0
Notification of Paternity Processed	0	0	0	0	0	0	0	0
Scheduling of Judicial Review	0	0	0	0	0	0	0	0
Scheduling of Administrative Review	0	0	0	0	0	0	0	0
Scheduling of Foster Care Review	0	0	0	0	0	0	0	0
Does Not Apply	0	0	0	0	0	0	0	0
Totals	148	100	0	70	41	1	6	366

<u>Dependency/Neglect</u>								
Petition Filed	0	0	0	0	0	0	0	0
Motion Filed	0	0	0	0	0	0	0	0
Citation Processed	0	0	0	0	0	0	0	0
Notification of Paternity Processed	0	0	0	0	0	0	0	0
Scheduling of Judicial Review	0	0	0	0	0	0	0	0
Scheduling of Administrative Review	0	0	0	0	0	0	0	0
Scheduling of Foster Care Review	0	0	0	0	0	0	0	0
Unknown	0	0	0	0	0	0	0	0
Does Not Apply	0	0	0	0	0	0	0	0
Other	0	0	0	0	0	0	0	0
Totals	0	0	0	0	0	0	0	0

<u>Other Violation Proceedings</u>								
Petition Filed	0	0	0	0	0	0	0	0
Motion Filed	0	0	0	0	0	0	0	0
Citation Processed	0	0	0	0	0	0	0	0
Notification of Paternity Processed	0	0	0	0	0	0	0	0
Scheduling of Judicial Review	0	0	0	0	0	0	0	0
Scheduling of Administrative Review	0	0	0	0	0	0	0	0
Scheduling of Foster Care Review	0	0	0	0	0	0	0	0
Unknown	0	0	0	0	0	0	0	0
Does Not Apply	0	0	0	0	0	0	0	0
Other	0	0	0	0	0	0	0	0
Totals	0	0	0	0	0	0	0	0

**TENNESSEE COUNCIL OF JUVENILE AND FAMILY COURT JUDGES
2008 DYER COUNTY JUVENILE COURT STATISTICAL DATA**

Intake Actions of Referrals by Class of Offense, Race and Sex for CY 2008

	White Male	African American Male	Other Race Male	White Female	African American Female	Other Race Female	Unknown Race or Sex	Total
<u>Parentage</u>								
Petition Filed	0	0	0	0	0	0	0	0
Motion Filed	0	0	0	0	0	0	0	0
Citation Processed	0	0	0	0	0	0	0	0
Notification of Paternity Processed	0	0	0	0	0	0	0	0
Scheduling of Judicial Review	0	0	0	0	0	0	0	0
Scheduling of Administrative Review	0	0	0	0	0	0	0	0
Scheduling of Foster Care Review	0	0	0	0	0	0	0	0
Unknown	0	0	0	0	0	0	0	0
Does Not Apply	0	0	0	0	0	0	0	0
Other	0	0	0	0	0	0	0	0
Totals	0	0	0	0	0	0	0	0
<u>Special Proceedings</u>								
Petition Filed	0	0	0	0	0	0	0	0
Motion Filed	0	0	0	0	0	0	0	0
Citation Processed	0	0	0	0	0	0	0	0
Notification of Paternity Processed	0	0	0	0	0	0	0	0
Scheduling of Judicial Review	0	0	0	0	0	0	0	0
Scheduling of Administrative Review	0	0	0	0	0	0	0	0
Scheduling of Foster Care Review	0	0	0	0	0	0	0	0
Unknown	0	0	0	0	0	0	0	0
Does Not Apply	0	0	0	0	0	0	0	0
Other	0	0	0	0	0	0	0	0
Totals	0	0	0	0	0	0	0	0
<u>Other</u>								
Petition Filed	18	5	0	0	0	1	1	25
Citation Processed	7	0	0	0	0	0	0	7
Motion Filed	0	0	0	0	0	0	0	0
Notification of Paternity Processed	0	0	0	0	0	0	0	0
Scheduling of Judicial Review	0	0	0	0	0	0	0	0
Scheduling of Administrative Review	0	0	0	0	0	0	0	0
Scheduling of Foster Care Review	0	0	0	0	0	0	0	0
Unknown	0	0	0	0	0	0	0	0
Does Not Apply	0	0	0	0	0	0	0	0
Other	0	0	0	0	0	0	0	0
Totals	25	5	0	0	0	1	1	32
All Intake Action Totals	519	292	1	168	108	4	18	1,110

**TENNESSEE COUNCIL OF JUVENILE AND FAMILY COURT JUDGES
2008 DYER COUNTY JUVENILE COURT STATISTICAL DATA**

Detention Statistics at Referral by Individual Child by Race and Sex for CY 2008

	White Male	African American Male	Other Race Male	White Female	African American Female	Other Race Female	Unknown Race or Sex	Total	% of Total Children
Does Not Apply	244	89	1	112	50	1	10	507	99.41%
Juvenile Detention Facility	1	0	0	0	0	1	0	2	0.39%
Non-Secure Placement	0	1	0	0	0	0	0	1	0.20%
Jail - Complete Separation	0	0	0	0	0	0	0	0	0.00%
Jail - Partial Separation	0	0	0	0	0	0	0	0	0.00%
Jail - No Separation	0	0	0	0	0	0	0	0	0.00%
Psychiatric Hospital	0	0	0	0	0	0	0	0	0.00%
Unknown	0	0	0	0	0	0	0	0	0.00%
Other	0	0	0	0	0	0	0	0	0.00%
Totals	245	90	1	112	50	2	10	510	

Detention Statistics at Referral by Individual Case for CY 2008

	Cases	% of Total Cases
Does Not Apply	939	99.26%
Juvenile Detention Facility	4	0.42%
Non-Secure Placement	3	0.32%
Jail - Complete Separation	0	0.00%
Jail - Partial Separation	0	0.00%
Jail - No Separation	0	0.00%
Psychiatric Hospital	0	0.00%
Unknown	0	0.00%
Other	0	0.00%
	946	100.00%

Detention Statistics above are reported separately by Child and by Case. One child may have multiple cases.

Does Not Apply: Refers to cases not eligible for detention due to the type of Referral or the decision not to detain.

**TENNESSEE COUNCIL OF JUVENILE AND FAMILY COURT JUDGES
2008 DYER COUNTY JUVENILE COURT STATISTICAL DATA**

Placement after Secure Detention Hearing by Individual Child by Race and Sex for CY 2008

	White Male	African American Male	Other Race Male	White Female	African American Female	Other Race Female	Unknown Race or Sex	Total	% of Total Children
Does Not Apply	244	89	1	111	50	1	10	506	99.22%
Returned to Prior Living Arr	0	1	0	1	0	0	0	2	0.39%
Juvenile Detention Facility	1	0	0	0	0	0	0	1	0.20%
Unknown	0	0	0	0	0	1	0	1	0.20%
Jail	0	0	0	0	0	0	0	0	0.00%
Shelter / Group Home	0	0	0	0	0	0	0	0	0.00%
Foster Family Home	0	0	0	0	0	0	0	0	0.00%
Psychiatric Hospital	0	0	0	0	0	0	0	0	0.00%
Other	0	0	0	0	0	0	0	0	0.00%
Totals	245	90	1	112	50	2	10	510	

Placement after Secure Detention Hearing by Individual Case for CY 2008

	Cases	% of Total Cases
Does Not Apply	939	99.26%
Returned to Prior Living Arrangement	4	0.42%
Juvenile Detention Facility	2	0.21%
Unknown	1	0.11%
Jail	0	0.00%
Shelter / Group Home	0	0.00%
Foster Family Home	0	0.00%
Psychiatric Hospital	0	0.00%
Other	0	0.00%
	946	100.00%

Detention Statistics above are reported separately by Child and by Case. One child may have multiple cases.

Does Not Apply: Refers to cases not eligible for detention due to the type of Referral or the decision not to detain.

**TENNESSEE COUNCIL OF JUVENILE AND FAMILY COURT JUDGES
2008 DYER COUNTY JUVENILE COURT STATISTICAL DATA**

Dispositional Procedures for CY 2008

Procedures used to Dispose or Adjust all Referrals

	Number	% of All Referrals
Formally Adjudicated	848	76.40%
Informally Adjusted	232	20.90%
Transfer to Adult Court Hearings and Charges Cleared	28	2.52%
Otherwise Handled	2	0.18%
	1,110	100.00%

Referrals Disposed by Formal Adjudicatory Proceedings

	Number	% of All Referrals
Dismissed	43	3.87%
Retired / Nolle Prosequi	265	23.87%
Complaint Substantiated Delinquent	501	45.14%
Complaint Substantiated Status Offender	39	3.51%
Complaint Substantiated Dependent/Neglect	0	0.00%
Complaint Substantiated Abused	0	0.00%
Complaint Substantiated Mentally Ill	0	0.00%
	848	76.39%

Referrals Disposed by Other Actions

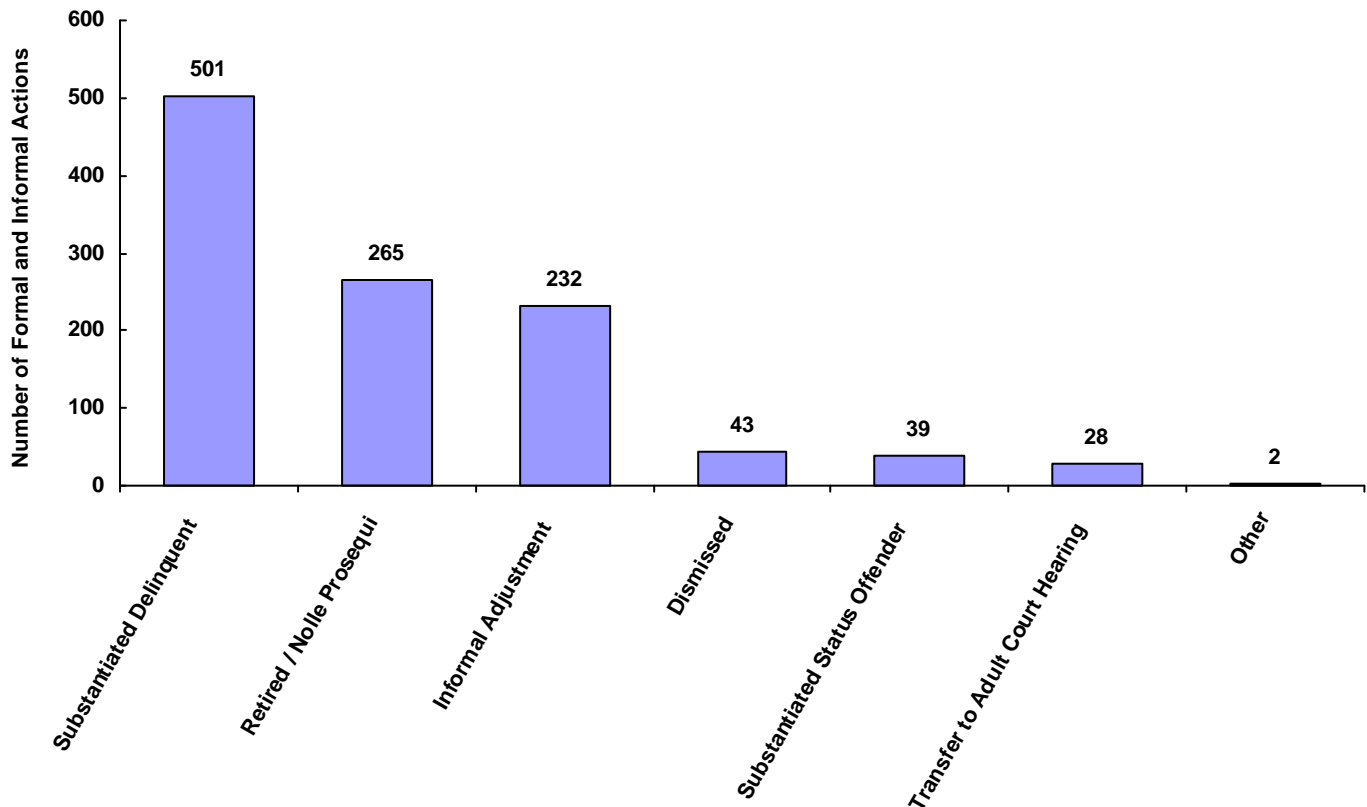
	Number	% of All Referrals
Informal Adjustment	232	20.90%
Transfer to Adult Court Hearing	28	2.52%
Charges Cleared by Transfer to Adult Court	0	0.00%
Pretrial Diversion	0	0.00%
Special Proceeding	0	0.00%
Review Concluded	0	0.00%
Case Held Open	0	0.00%
Other	2	0.18%
Unknown	0	0.00%
	262	23.60%

**TENNESSEE COUNCIL OF JUVENILE AND FAMILY COURT JUDGES
2008 DYER COUNTY JUVENILE COURT STATISTICAL DATA**

Formal and Informal Actions by Race and Sex for CY 2008

	White Male	African American Male	Other Race Male	White Female	African American Female	Other Race Female	Unknown Race or Sex	Total	% of Total Referrals
Dismissed	13	14	0	13	2	1	0	43	3.87%
Retired / Nolle Prosequi	133	61	0	46	19	2	4	265	23.87%
Substantiated Delinquent	211	167	1	44	67	1	10	501	45.14%
Substantiated Status Offender	17	5	0	11	3	0	3	39	3.51%
Substantiated Dependent/Neglect	0	0	0	0	0	0	0	0	0.00%
Substantiated Abused	0	0	0	0	0	0	0	0	0.00%
Substantiated Mentally Ill	0	0	0	0	0	0	0	0	0.00%
Informal Adjustment	126	34	0	54	17	0	1	232	20.90%
Pretrial Diversion	0	0	0	0	0	0	0	0	0.00%
Transfer to Adult Court Hearing	17	11	0	0	0	0	0	28	2.52%
Cleared by Transfer to Adult Court	0	0	0	0	0	0	0	0	0.00%
Special Proceeding	0	0	0	0	0	0	0	0	0.00%
Review Concluded	0	0	0	0	0	0	0	0	0.00%
Case Held Open	0	0	0	0	0	0	0	0	0.00%
Unknown	0	0	0	0	0	0	0	0	0.00%
Other	2	0	0	0	0	0	0	2	0.18%
Totals	519	292	1	168	108	4	18	1,110	

Total Formal and Informal Actions



**TENNESSEE COUNCIL OF JUVENILE AND FAMILY COURT JUDGES
2008 DYER COUNTY JUVENILE COURT STATISTICAL DATA**

Formal and Informal Actions by Type of Offense, Race and Sex for CY 2008

	White Male	African American Male	Other Race Male	White Female	African American Female	Other Race Female	Unknown Race or Sex	Total
<u>Delinquent</u>								
Complaint Substantiated Delinquent	138	112	1	36	48	1	8	344
Retired / Nolle Prosequi	95	40	0	26	7	1	2	171
Informal Adjustment	88	18	0	32	12	0	1	151
Transfer to Adult Court Hearing	17	11	0	0	0	0	0	28
Dismissed	7	6	0	4	0	0	0	17
Other	1	0	0	0	0	0	0	1
Complaint Substantiated Status Offender	0	0	0	0	0	0	0	0
Complaint Substantiated Dependent/Neglect	0	0	0	0	0	0	0	0
Complaint Substantiated Abused	0	0	0	0	0	0	0	0
Complaint Substantiated Mentally Ill	0	0	0	0	0	0	0	0
Pretrial Diversion	0	0	0	0	0	0	0	0
Charges Cleared by Transfer to Adult Court	0	0	0	0	0	0	0	0
Special Proceeding	0	0	0	0	0	0	0	0
Review Concluded	0	0	0	0	0	0	0	0
Case Held Open	0	0	0	0	0	0	0	0
Unknown	0	0	0	0	0	0	0	0
Totals	346	187	1	98	67	2	11	712

<u>Status</u>								
Complaint Substantiated Delinquent	61	53	0	8	19	0	2	143
Retired / Nolle Prosequi	33	21	0	20	12	1	1	88
Informal Adjustment	31	15	0	22	5	0	0	73
Complaint Substantiated Status Offender	17	5	0	11	3	0	3	39
Dismissed	5	6	0	9	2	0	0	22
Other	1	0	0	0	0	0	0	1
Complaint Substantiated Dependent/Neglect	0	0	0	0	0	0	0	0
Complaint Substantiated Abused	0	0	0	0	0	0	0	0
Complaint Substantiated Mentally Ill	0	0	0	0	0	0	0	0
Pretrial Diversion	0	0	0	0	0	0	0	0
Transfer to Adult Court Hearing	0	0	0	0	0	0	0	0
Charges Cleared by Transfer to Adult Court	0	0	0	0	0	0	0	0
Special Proceeding	0	0	0	0	0	0	0	0
Review Concluded	0	0	0	0	0	0	0	0
Case Held Open	0	0	0	0	0	0	0	0
Unknown	0	0	0	0	0	0	0	0
Totals	148	100	0	70	41	1	6	366

**TENNESSEE COUNCIL OF JUVENILE AND FAMILY COURT JUDGES
2008 DYER COUNTY JUVENILE COURT STATISTICAL DATA**

Formal and Informal Actions by Type of Offense, Race and Sex for CY 2008

	White Male	African American Male	Other Race Male	White Female	African American Female	Other Race Female	Unknown Race or Sex	Total
<u>Dependency and Neglect</u>								
Dismissed	0	0	0	0	0	0	0	0
Retired / Nolle Prosequi	0	0	0	0	0	0	0	0
Complaint Substantiated Delinquent	0	0	0	0	0	0	0	0
Complaint Substantiated Status Offender	0	0	0	0	0	0	0	0
Complaint Substantiated Dependent/Neglect	0	0	0	0	0	0	0	0
Complaint Substantiated Abused	0	0	0	0	0	0	0	0
Complaint Substantiated Mentally Ill	0	0	0	0	0	0	0	0
Informal Adjustment	0	0	0	0	0	0	0	0
Pretrial Diversion	0	0	0	0	0	0	0	0
Transfer to Adult Court Hearing	0	0	0	0	0	0	0	0
Charges Cleared by Transfer to Adult Court	0	0	0	0	0	0	0	0
Special Proceeding	0	0	0	0	0	0	0	0
Review Concluded	0	0	0	0	0	0	0	0
Case Held Open	0	0	0	0	0	0	0	0
Unknown	0	0	0	0	0	0	0	0
Other	0	0	0	0	0	0	0	0
Totals	0	0	0	0	0	0	0	0
<u>Other Violations</u>								
Dismissed	0	0	0	0	0	0	0	0
Retired / Nolle Prosequi	0	0	0	0	0	0	0	0
Complaint Substantiated Delinquent	0	0	0	0	0	0	0	0
Complaint Substantiated Status Offender	0	0	0	0	0	0	0	0
Complaint Substantiated Dependent/Neglect	0	0	0	0	0	0	0	0
Complaint Substantiated Abused	0	0	0	0	0	0	0	0
Complaint Substantiated Mentally Ill	0	0	0	0	0	0	0	0
Informal Adjustment	0	0	0	0	0	0	0	0
Pretrial Diversion	0	0	0	0	0	0	0	0
Transfer to Adult Court Hearing	0	0	0	0	0	0	0	0
Charges Cleared by Transfer to Adult Court	0	0	0	0	0	0	0	0
Special Proceeding	0	0	0	0	0	0	0	0
Review Concluded	0	0	0	0	0	0	0	0
Case Held Open	0	0	0	0	0	0	0	0
Unknown	0	0	0	0	0	0	0	0
Other	0	0	0	0	0	0	0	0
Totals	0	0	0	0	0	0	0	0

**TENNESSEE COUNCIL OF JUVENILE AND FAMILY COURT JUDGES
2008 DYER COUNTY JUVENILE COURT STATISTICAL DATA**

Formal and Informal Actions by Type of Offense, Race and Sex for CY 2008

	White Male	African American Male	Other Race Male	White Female	African American Female	Other Race Female	Unknown Race or Sex	Total
Special Proceedings								
Dismissed	0	0	0	0	0	0	0	0
Retired / Nolle Prosequi	0	0	0	0	0	0	0	0
Complaint Substantiated Delinquent	0	0	0	0	0	0	0	0
Complaint Substantiated Status Offender	0	0	0	0	0	0	0	0
Complaint Substantiated Dependent/Neglect	0	0	0	0	0	0	0	0
Complaint Substantiated Abused	0	0	0	0	0	0	0	0
Complaint Substantiated Mentally Ill	0	0	0	0	0	0	0	0
Informal Adjustment	0	0	0	0	0	0	0	0
Pretrial Diversion	0	0	0	0	0	0	0	0
Transfer to Adult Court Hearing	0	0	0	0	0	0	0	0
Charges Cleared by Transfer to Adult Court	0	0	0	0	0	0	0	0
Special Proceeding	0	0	0	0	0	0	0	0
Review Concluded	0	0	0	0	0	0	0	0
Case Held Open	0	0	0	0	0	0	0	0
Unknown	0	0	0	0	0	0	0	0
Other	0	0	0	0	0	0	0	0
Totals	0	0	0	0	0	0	0	0
Other								
Complaint Substantiated Delinquent	12	2	0	0	0	0	0	14
Informal Adjustment	7	1	0	0	0	0	0	8
Retired / Nolle Prosequi	5	0	0	0	0	0	1	6
Dismissed	1	2	0	0	0	1	0	4
Complaint Substantiated Status Offender	0	0	0	0	0	0	0	0
Complaint Substantiated Dependent/Neglect	0	0	0	0	0	0	0	0
Complaint Substantiated Abused	0	0	0	0	0	0	0	0
Complaint Substantiated Mentally Ill	0	0	0	0	0	0	0	0
Pretrial Diversion	0	0	0	0	0	0	0	0
Transfer to Adult Court Hearing	0	0	0	0	0	0	0	0
Charges Cleared by Transfer to Adult Court	0	0	0	0	0	0	0	0
Special Proceeding	0	0	0	0	0	0	0	0
Review Concluded	0	0	0	0	0	0	0	0
Case Held Open	0	0	0	0	0	0	0	0
Unknown	0	0	0	0	0	0	0	0
Other	0	0	0	0	0	0	0	0
Totals	25	5	0	0	0	1	1	32
All Action Totals	519	292	1	168	108	4	18	1,110

**TENNESSEE COUNCIL OF JUVENILE AND FAMILY COURT JUDGES
2008 DYER COUNTY JUVENILE COURT STATISTICAL DATA**

Formal and Informal Actions by Class of Referral, Race and Sex for CY 2008

	White Male	African American Male	Other Race Male	White Female	African American Female	Other Race Female	Unknown Race or Sex	Total
<u>Offenses Against Persons</u>								
Complaint Substantiated Delinquent	22	17	0	4	5	0	3	51
Retired / Nolle Prosequi	18	10	0	2	3	0	0	33
Transfer to Adult Court Hearing	9	6	0	0	0	0	0	15
Informal Adjustment	4	1	0	1	2	0	0	8
Dismissed	0	1	0	0	0	0	0	1
Complaint Substantiated Status Offender	0	0	0	0	0	0	0	0
Complaint Substantiated Dependent/Neglect	0	0	0	0	0	0	0	0
Complaint Substantiated Abused	0	0	0	0	0	0	0	0
Complaint Substantiated Mentally Ill	0	0	0	0	0	0	0	0
Pretrial Diversion	0	0	0	0	0	0	0	0
Charges Cleared by Transfer to Adult Court	0	0	0	0	0	0	0	0
Special Proceeding	0	0	0	0	0	0	0	0
Review Concluded	0	0	0	0	0	0	0	0
Case Held Open	0	0	0	0	0	0	0	0
Unknown	0	0	0	0	0	0	0	0
Other	0	0	0	0	0	0	0	0
Totals	53	35	0	7	10	0	3	108

<u>Offenses Against Property</u>								
Complaint Substantiated Delinquent	52	40	1	20	25	0	4	142
Informal Adjustment	3	4	0	8	3	0	0	18
Retired / Nolle Prosequi	6	9	0	0	0	0	1	16
Transfer to Adult Court Hearing	5	3	0	0	0	0	0	8
Dismissed	1	1	0	0	0	0	0	2
Other	1	0	0	0	0	0	0	1
Complaint Substantiated Status Offender	0	0	0	0	0	0	0	0
Complaint Substantiated Dependent/Neglect	0	0	0	0	0	0	0	0
Complaint Substantiated Abused	0	0	0	0	0	0	0	0
Complaint Substantiated Mentally Ill	0	0	0	0	0	0	0	0
Pretrial Diversion	0	0	0	0	0	0	0	0
Charges Cleared by Transfer to Adult Court	0	0	0	0	0	0	0	0
Special Proceeding	0	0	0	0	0	0	0	0
Review Concluded	0	0	0	0	0	0	0	0
Case Held Open	0	0	0	0	0	0	0	0
Unknown	0	0	0	0	0	0	0	0
Totals	68	57	1	28	28	0	5	187

**TENNESSEE COUNCIL OF JUVENILE AND FAMILY COURT JUDGES
2008 DYER COUNTY JUVENILE COURT STATISTICAL DATA**

Formal and Informal Actions by Class of Referral, Race and Sex for CY 2008

	White Male	African American Male	Other Race Male	White Female	African American Female	Other Race Female	Unknown Race or Sex	Total
<u>Illegal Conduct</u>								
Complaint Substantiated Delinquent	64	55	0	12	18	1	1	151
Informal Adjustment	81	13	0	23	7	0	1	125
Retired / Nolle Prosequi	71	21	0	24	4	1	1	122
Dismissed	6	4	0	4	0	0	0	14
Transfer to Adult Court Hearing	3	2	0	0	0	0	0	5
Complaint Substantiated Status Offender	0	0	0	0	0	0	0	0
Complaint Substantiated Dependent/Neglect	0	0	0	0	0	0	0	0
Complaint Substantiated Abused	0	0	0	0	0	0	0	0
Complaint Substantiated Mentally Ill	0	0	0	0	0	0	0	0
Pretrial Diversion	0	0	0	0	0	0	0	0
Charges Cleared by Transfer to Adult Court	0	0	0	0	0	0	0	0
Special Proceeding	0	0	0	0	0	0	0	0
Review Concluded	0	0	0	0	0	0	0	0
Case Held Open	0	0	0	0	0	0	0	0
Unknown	0	0	0	0	0	0	0	0
Other	0	0	0	0	0	0	0	0
Totals	225	95	0	63	29	2	3	417

Status Offenses

Complaint Substantiated Delinquent	61	53	0	8	19	0	2	143
Retired / Nolle Prosequi	33	21	0	20	12	1	1	88
Informal Adjustment	31	15	0	22	5	0	0	73
Complaint Substantiated Status Offender	17	5	0	11	3	0	3	39
Dismissed	5	6	0	9	2	0	0	22
Other	1	0	0	0	0	0	0	1
Complaint Substantiated Dependent/Neglect	0	0	0	0	0	0	0	0
Complaint Substantiated Abused	0	0	0	0	0	0	0	0
Complaint Substantiated Mentally Ill	0	0	0	0	0	0	0	0
Pretrial Diversion	0	0	0	0	0	0	0	0
Transfer to Adult Court Hearing	0	0	0	0	0	0	0	0
Charges Cleared by Transfer to Adult Court	0	0	0	0	0	0	0	0
Special Proceeding	0	0	0	0	0	0	0	0
Review Concluded	0	0	0	0	0	0	0	0
Case Held Open	0	0	0	0	0	0	0	0
Unknown	0	0	0	0	0	0	0	0
Totals	148	100	0	70	41	1	6	366

**TENNESSEE COUNCIL OF JUVENILE AND FAMILY COURT JUDGES
2008 DYER COUNTY JUVENILE COURT STATISTICAL DATA**

Formal and Informal Actions by Class of Referral, Race and Sex for CY 2008

	White Male	African American Male	Other Race Male	White Female	African American Female	Other Race Female	Unknown Race or Sex	Total
<u>Dependency/Neglect</u>								
Dismissed	0	0	0	0	0	0	0	0
Retired / Nolle Prosequi	0	0	0	0	0	0	0	0
Complaint Substantiated Delinquent	0	0	0	0	0	0	0	0
Complaint Substantiated Status Offender	0	0	0	0	0	0	0	0
Complaint Substantiated Dependent/Neglect	0	0	0	0	0	0	0	0
Complaint Substantiated Abused	0	0	0	0	0	0	0	0
Complaint Substantiated Mentally Ill	0	0	0	0	0	0	0	0
Informal Adjustment	0	0	0	0	0	0	0	0
Pretrial Diversion	0	0	0	0	0	0	0	0
Transfer to Adult Court Hearing	0	0	0	0	0	0	0	0
Charges Cleared by Transfer to Adult Court	0	0	0	0	0	0	0	0
Special Proceeding	0	0	0	0	0	0	0	0
Review Concluded	0	0	0	0	0	0	0	0
Case Held Open	0	0	0	0	0	0	0	0
Unknown	0	0	0	0	0	0	0	0
Other	0	0	0	0	0	0	0	0
Totals	0	0	0	0	0	0	0	0

Other Violation Proceedings

Dismissed	0	0	0	0	0	0	0	0
Retired / Nolle Prosequi	0	0	0	0	0	0	0	0
Complaint Substantiated Delinquent	0	0	0	0	0	0	0	0
Complaint Substantiated Status Offender	0	0	0	0	0	0	0	0
Complaint Substantiated Dependent/Neglect	0	0	0	0	0	0	0	0
Complaint Substantiated Abused	0	0	0	0	0	0	0	0
Complaint Substantiated Mentally Ill	0	0	0	0	0	0	0	0
Informal Adjustment	0	0	0	0	0	0	0	0
Pretrial Diversion	0	0	0	0	0	0	0	0
Transfer to Adult Court Hearing	0	0	0	0	0	0	0	0
Charges Cleared by Transfer to Adult Court	0	0	0	0	0	0	0	0
Special Proceeding	0	0	0	0	0	0	0	0
Review Concluded	0	0	0	0	0	0	0	0
Case Held Open	0	0	0	0	0	0	0	0
Unknown	0	0	0	0	0	0	0	0
Other	0	0	0	0	0	0	0	0
Totals	0	0	0	0	0	0	0	0

**TENNESSEE COUNCIL OF JUVENILE AND FAMILY COURT JUDGES
2008 DYER COUNTY JUVENILE COURT STATISTICAL DATA**

Formal and Informal Actions by Class of Referral, Race and Sex for CY 2008

	White Male	African American Male	Other Race Male	White Female	African American Female	Other Race Female	Unknown Race or Sex	Total
<u>Parentage</u>								
Dismissed	0	0	0	0	0	0	0	0
Retired / Nolle Prosequi	0	0	0	0	0	0	0	0
Complaint Substantiated Delinquent	0	0	0	0	0	0	0	0
Complaint Substantiated Status Offender	0	0	0	0	0	0	0	0
Complaint Substantiated Dependent/Neglect	0	0	0	0	0	0	0	0
Complaint Substantiated Abused	0	0	0	0	0	0	0	0
Complaint Substantiated Mentally Ill	0	0	0	0	0	0	0	0
Informal Adjustment	0	0	0	0	0	0	0	0
Pretrial Diversion	0	0	0	0	0	0	0	0
Transfer to Adult Court Hearing	0	0	0	0	0	0	0	0
Charges Cleared by Transfer to Adult Court	0	0	0	0	0	0	0	0
Special Proceeding	0	0	0	0	0	0	0	0
Review Concluded	0	0	0	0	0	0	0	0
Case Held Open	0	0	0	0	0	0	0	0
Unknown	0	0	0	0	0	0	0	0
Other	0	0	0	0	0	0	0	0
Totals	0	0	0	0	0	0	0	0

<u>Special Proceedings</u>								
Dismissed	0	0	0	0	0	0	0	0
Retired / Nolle Prosequi	0	0	0	0	0	0	0	0
Complaint Substantiated Delinquent	0	0	0	0	0	0	0	0
Complaint Substantiated Status Offender	0	0	0	0	0	0	0	0
Complaint Substantiated Dependent/Neglect	0	0	0	0	0	0	0	0
Complaint Substantiated Abused	0	0	0	0	0	0	0	0
Complaint Substantiated Mentally Ill	0	0	0	0	0	0	0	0
Informal Adjustment	0	0	0	0	0	0	0	0
Pretrial Diversion	0	0	0	0	0	0	0	0
Transfer to Adult Court Hearing	0	0	0	0	0	0	0	0
Charges Cleared by Transfer to Adult Court	0	0	0	0	0	0	0	0
Special Proceeding	0	0	0	0	0	0	0	0
Review Concluded	0	0	0	0	0	0	0	0
Case Held Open	0	0	0	0	0	0	0	0
Unknown	0	0	0	0	0	0	0	0
Other	0	0	0	0	0	0	0	0
Totals	0	0	0	0	0	0	0	0

**TENNESSEE COUNCIL OF JUVENILE AND FAMILY COURT JUDGES
2008 DYER COUNTY JUVENILE COURT STATISTICAL DATA**

Formal and Informal Actions by Class of Referral, Race and Sex for CY 2008

	White Male	African American Male	Other Race Male	White Female	African American Female	Other Race Female	Unknown Race or Sex	Total
Other								
Complaint Substantiated Delinquent	12	2	0	0	0	0	0	14
Informal Adjustment	7	1	0	0	0	0	0	8
Retired / Nolle Prosequi	5	0	0	0	0	0	1	6
Dismissed	1	2	0	0	0	1	0	4
Complaint Substantiated Status Offender	0	0	0	0	0	0	0	0
Complaint Substantiated Dependent/Neglect	0	0	0	0	0	0	0	0
Complaint Substantiated Abused	0	0	0	0	0	0	0	0
Complaint Substantiated Mentally Ill	0	0	0	0	0	0	0	0
Pretrial Diversion	0	0	0	0	0	0	0	0
Transfer to Adult Court Hearing	0	0	0	0	0	0	0	0
Charges Cleared by Transfer to Adult Court	0	0	0	0	0	0	0	0
Special Proceeding	0	0	0	0	0	0	0	0
Review Concluded	0	0	0	0	0	0	0	0
Case Held Open	0	0	0	0	0	0	0	0
Unknown	0	0	0	0	0	0	0	0
Other	0	0	0	0	0	0	0	0
Totals	25	5	0	0	0	1	1	32
All Action Totals	519	292	1	168	108	4	18	1,110

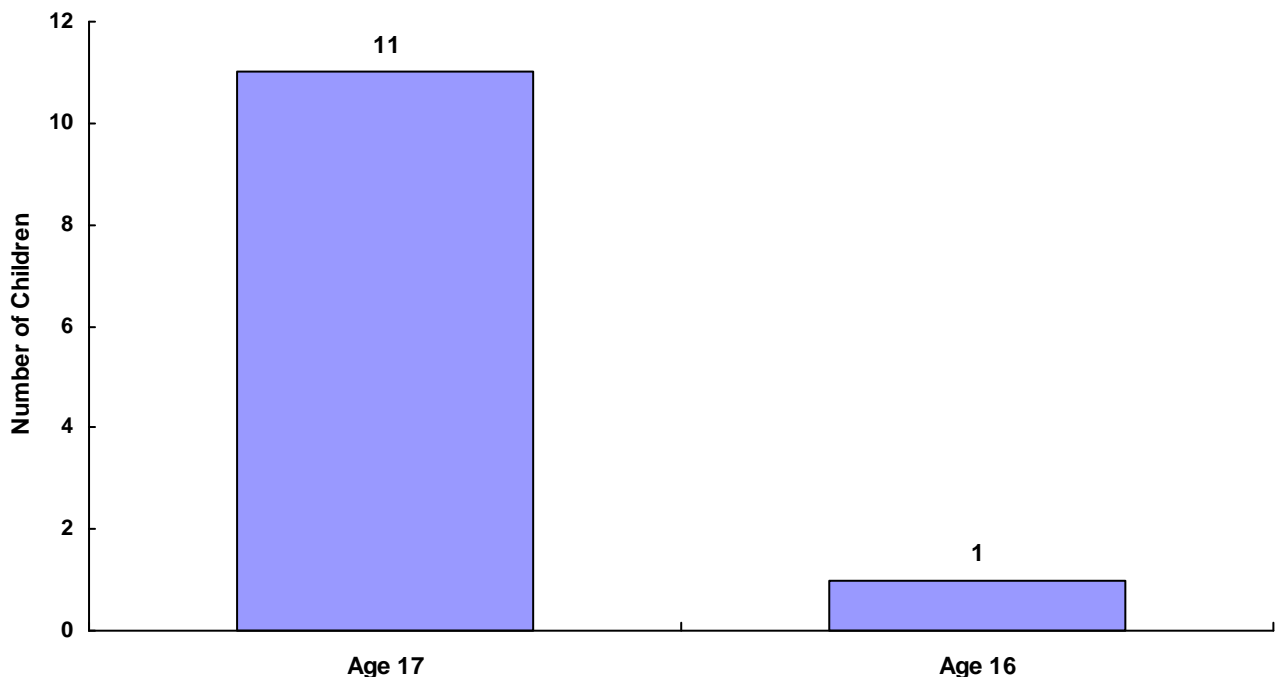
**TENNESSEE COUNCIL OF JUVENILE AND FAMILY COURT JUDGES
2008 DYER COUNTY JUVENILE COURT STATISTICAL DATA**

Children Transferred to Adult Court by Age at Disposition Date, Race and Sex for CY 2008

Total Children = 510

	White Male	African American Male	Other Race Male	White Female	African American Female	Other Race Female	Unknown Race or Sex	Total	% of All Children Referred
Age Under 1	0	0	0	0	0	0	0	0	0.00%
Age 1	0	0	0	0	0	0	0	0	0.00%
Age 2	0	0	0	0	0	0	0	0	0.00%
Age 3	0	0	0	0	0	0	0	0	0.00%
Age 4	0	0	0	0	0	0	0	0	0.00%
Age 5	0	0	0	0	0	0	0	0	0.00%
Age 6	0	0	0	0	0	0	0	0	0.00%
Age 7	0	0	0	0	0	0	0	0	0.00%
Age 8	0	0	0	0	0	0	0	0	0.00%
Age 9	0	0	0	0	0	0	0	0	0.00%
Age 10	0	0	0	0	0	0	0	0	0.00%
Age 11	0	0	0	0	0	0	0	0	0.00%
Age 12	0	0	0	0	0	0	0	0	0.00%
Age 13	0	0	0	0	0	0	0	0	0.00%
Age 14	0	0	0	0	0	0	0	0	0.00%
Age 15	0	0	0	0	0	0	0	0	0.00%
Age 16	0	1	0	0	0	0	0	1	0.20%
Age 17	6	5	0	0	0	0	0	11	2.16%
Age 18	0	0	0	0	0	0	0	0	0.00%
Age 19 and Over	0	0	0	0	0	0	0	0	0.00%
Totals	6	6	0	0	0	0	0	12	

Total Children Transferred to Adult Court



**TENNESSEE COUNCIL OF JUVENILE AND FAMILY COURT JUDGES
2008 DYER COUNTY JUVENILE COURT STATISTICAL DATA**

Outcomes by Type Of Disposition, Race and Sex for CY 2008

	White Male	African American Male	Other Race Male	White Female	African American Female	Other Race Female	Unknown Race or Sex	Total
<u>General Action Codes</u>								
Public Service	158	89	0	44	47	0	4	342
Case Retired or Nolle Prosequi	120	51	0	42	17	2	4	236
Supervision / Probation to Juvenile Court	109	45	0	36	29	0	7	226
House Arrest	61	59	1	13	27	0	1	162
Warned / Counseled	87	25	0	28	12	0	1	153
No Contact Order	52	39	1	19	20	0	2	133
Fine	72	23	0	12	3	1	1	112
Restitution	32	23	1	10	1	0	4	71
Court Defined Curfew	18	16	0	14	8	0	0	56
Referred to Defensive Driving School	25	16	0	4	0	0	1	46
Case Dismissed	13	14	0	11	3	1	0	42
Probation to Parents	1	0	0	4	0	0	0	5
Driver's License Held Informally	0	2	0	0	0	0	0	2
Held Open For Review	0	0	0	0	0	0	0	0
Referral to Another Entity for Superv/Servc	0	0	0	0	0	0	0	0
Referred for Mental Health Counseling	0	0	0	0	0	0	0	0
Referred for Alcohol and Drug Counseling	0	0	0	0	0	0	0	0
Referred to Alternative School	0	0	0	0	0	0	0	0
Referred to Private Child Agency	0	0	0	0	0	0	0	0
Referred to Alcohol Safety School	0	0	0	0	0	0	0	0
Referral to Juvenile Court Educ-Based Pgm	0	0	0	0	0	0	0	0
Voluntary Placement with DMHMR	0	0	0	0	0	0	0	0
Private Mental Health Placement	0	0	0	0	0	0	0	0
Private MR Placement	0	0	0	0	0	0	0	0
Placement with City/Cnty Agcy/Facility	0	0	0	0	0	0	0	0
Placement with Relative / Other Individual	0	0	0	0	0	0	0	0
Runaway Returned	0	0	0	0	0	0	0	0
Injunction Other than No Contact Order	0	0	0	0	0	0	0	0
Dismissed from Informal Adjustment	0	0	0	0	0	0	0	0
Dismissed from Pretrial Diversion	0	0	0	0	0	0	0	0
Released from Probation	0	0	0	0	0	0	0	0
Totals	748	402	3	237	167	4	25	1,586

**TENNESSEE COUNCIL OF JUVENILE AND FAMILY COURT JUDGES
2008 DYER COUNTY JUVENILE COURT STATISTICAL DATA**

Outcomes by Type Of Disposition, Race and Sex for CY 2008

	White Male	African American Male	Other Race Male	White Female	African American Female	Other Race Female	Unknown Race or Sex	Total
<u>Formal Action Codes</u>								
DCS Probation	44	33	0	2	14	0	1	94
Other Intensive Probation	24	19	1	14	10	0	0	68
DCS Commitment - Suspended	22	33	0	0	6	0	1	62
DCS Commitment - Custody	8	17	0	0	0	0	0	25
Transferred to Adult Court	13	7	0	0	0	0	0	20
Transfer to Another Juvenile Court for Dispo	6	2	0	4	3	0	2	17
DMHMR Involuntary Commitment	0	0	0	0	0	0	0	0
DCS Commitment - Determinate	0	0	0	0	0	0	0	0
DCS Intensive Probation	0	0	0	0	0	0	0	0
Placed Under a Valid Court Order	0	0	0	0	0	0	0	0
Supervision by DCS	0	0	0	0	0	0	0	0
Parental Rights Terminated	0	0	0	0	0	0	0	0
Parental Rights Not Terminated	0	0	0	0	0	0	0	0
Totals	117	111	1	20	33	0	4	286

Special Proceedings

Court Costs	176	101	1	53	45	1	7	384
Custody Changed	1	0	0	0	0	0	0	1
Consent to Marry Granted	0	1	0	0	0	0	0	1
Order of Reference to DCS	0	0	0	0	0	0	0	0
Foster Care Terminated	0	0	0	0	0	0	0	0
Foster Care Continued	0	0	0	0	0	0	0	0
Custody Unchanged	0	0	0	0	0	0	0	0
Visitation Changed	0	0	0	0	0	0	0	0
Visitation Unchanged	0	0	0	0	0	0	0	0
Voluntary Acknowledgement of Paternity	0	0	0	0	0	0	0	0
Paternity Determined / Child Legitimated	0	0	0	0	0	0	0	0
Paternity Not Determ/Child Not Legitimated	0	0	0	0	0	0	0	0
Child Support Granted	0	0	0	0	0	0	0	0
Child Support Amended	0	0	0	0	0	0	0	0
Child Support Denied	0	0	0	0	0	0	0	0
Child Support Terminated	0	0	0	0	0	0	0	0
Request for Medical Treatment Granted	0	0	0	0	0	0	0	0
Request for Medical Treatment Denied	0	0	0	0	0	0	0	0
Consent to Marry Denied	0	0	0	0	0	0	0	0
Totals	177	102	1	53	45	1	7	386

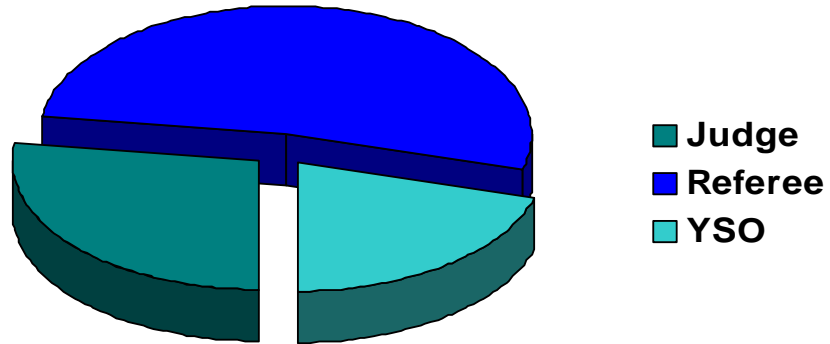
Other Outcome Codes

Other	190	98	1	63	49	1	11	413
Totals	190	98	1	63	49	1	11	413

All Outcome Totals	1,232	713	6	373	294	6	47	2,671
---------------------------	--------------	------------	----------	------------	------------	----------	-----------	--------------

**TENNESSEE COUNCIL OF JUVENILE AND FAMILY COURT JUDGES
2008 DYER COUNTY JUVENILE COURT STATISTICAL DATA**

Breakdown of Referrals by Court Personnel Executing the Action in CY 2008



	Referrals	% of Referrals
Judge	301	27.12%
Referee	580	52.25%
YSO	229	20.63%
Other	0	0.00%
Total	1,110	100.00%