

2008

State of Tennessee

Annual Juvenile Court Statistical Report

Hardin County Breakdown

TABLE OF CONTENTS

Report Numbers Listed Below are shown at the Bottom of each Report, followed by the Report Page Number

	Report Number
Juvenile Court Referral Process	
Chart – The Juvenile Court Referral Process	1
Chart – Delinquent, Dependent/Neglect/Abuse, and Status/Unruly Referrals	2
Chart – Referrals by Type of Offense	3
Chart – Referrals for Status/Unruly Offenses	4
Children and Referral Counts by Race and Sex	
Table – Children with Delinquent Referrals by Race and Sex	5
Table – Children with Status/Unruly Referrals by Race and Sex	5
Table – Children with Dependency/Neglect/Abuse Allegations by Race and Sex	5
Table – Referrals Delinquent Referrals by Race and Sex	6
Table – Referrals Status/Unruly Referrals by Race and Sex	6
Table – Referrals Dependency/Neglect/Abuse Allegations by Race and Sex	6
Table/Chart – Referrals by Age Group, Race and Sex	7
Table/Chart – Children Referred by Age, Race and Sex	8
Table/Chart – Children Referred by Race and Sex	9
Table/Chart – Children of Hispanic Origin by Race and Sex	10
Table – Referrals by Type of Offense, Age Group, Race and Sex	11
Living Arrangement of the Child at Time of Referral	
Table/Chart – Living Arrangement at Time of Referral by Race and Sex	12
School Status of Individual Children at Time of Referral to Juvenile Court	
Table – Last Grade Completed by Children by Race and Sex	13
Table – Children Enrolled in School	13
Table – Children Enrolled in Special Education	13
Referral Information by Race, Sex and Class of Referral/Offense	
Table/Chart – Class of Referrals by Race and Sex	14
Table - Referrals by Class and Type of Offense by Race and Sex	15
Referral Reasons by Type, Race and Sex	
Table – Referral Reasons by Type of Offense, Race and Sex	16
Table – Top 4 Referral Reasons by Sex and Race	17
Table – Top 4 Referral Reasons by Sex, Race and Type of Offense	18
Source of Referrals to the Juvenile Court	
Table – Source of Referrals by Race and Sex	19
Table – Six Most Frequent Referral Reasons by Source, Race and Sex	20
Table – Source of Referrals by Type of Offense, Race and Sex	21
Children Referred with Weapons Charges	
Table/Chart – Children Referred for Unlawful Carrying/Possession of a Weapon by Age, Race and Sex	22
Table/Chart – Children Referred for Carrying Weapons on School Property	23
Intake Actions at Referral	
Table/Chart – Intake Actions at Referral by Race and Sex	24
Table/Chart – Intake Actions of Referrals by Class of Offense, Race and Sex	25

TABLE OF CONTENTS


Report Numbers Listed Below are shown at the Bottom of each Report, followed by the Report Page Number

	Report Number
Detention Statistics at Referral	
Table – Detention Statistics at Referral by Individual Child by Race and Sex	26
Table – Detention Statistics at Referral by Individual Case	26
Table – Placement After Secure Detention Hearing by Individual Child by Race and Sex	27
Table – Placement After Secure Detention Hearing by Individual Case	27
Dispositional Procedures	
Table – Procedures used to Dispose or Adjust All Referrals	28
Table – Referrals Disposed by Formal Adjudicatory Proceedings	28
Table – Referrals Disposed by Other Actions	28
Formal and Informal Actions	
Table/Chart – Formal and Informal Actions by Race and Sex	29
Table – Formal and Informal Actions by Type of Offense, Race and Sex	30
Table – Formal and Informal Actions by Class of Referral, Race and Sex	31
Children Transferred to Adult Court	
Table/Chart – Children Transferred to Adult Court by Age, Race and Sex	32
Outcomes by Type of Disposition	
Table – Outcomes by Type of Disposition, Race and Sex	33
Juvenile Court Referrals Disposed County-Wide Based on Number of Referrals	
Table/Chart – Breakdown of Referrals by Court Personnel Executing the Action	34

**TENNESSEE COUNCIL OF JUVENILE AND FAMILY COURT JUDGES
2008 HARDIN COUNTY JUVENILE COURT STATISTICAL DATA**

The Juvenile Court Referral Process for CY 2008

Delinquent 211	Status 179	Dependency and Neglect 2	Other Violations 0	Special Proceedings 89	Parentage 0	Other 38
--------------------------	----------------------	------------------------------------	------------------------------	----------------------------------	-----------------------	--------------------



Parents, Victims, School, Relatives, State Dept, etc.
359

Law Enforcement
160

Pretrial Diversion, Informal Adjustment
28

Court Actions
519

Transfer to Adult Court Hearing
0

Charges Cleared By Transfer to Adult Court
0

Special Proceeding
1

Review Concluded
31

Case Held Open
162

Other
31

Formal Adjudications
266

Juvenile Court System Outcomes / Dispositions
972

Formal
169

General
604

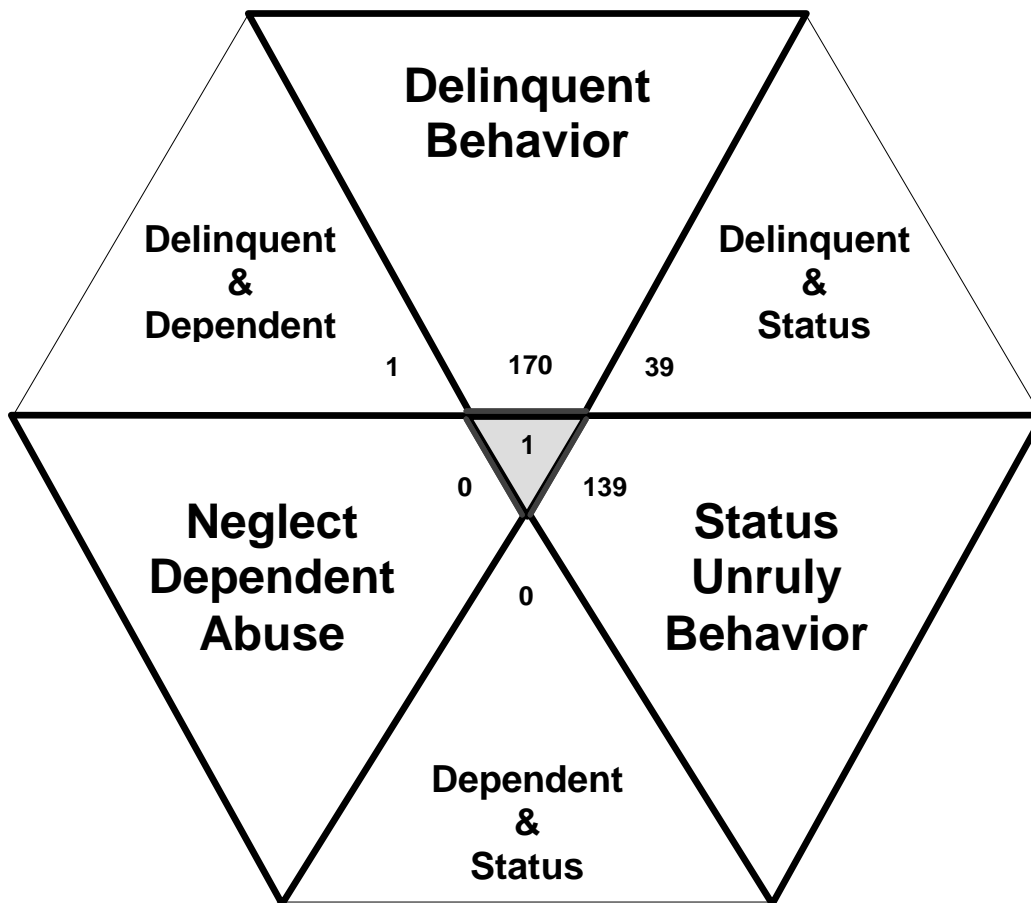
Special Proceedings
93

Other
106

**TENNESSEE COUNCIL OF JUVENILE AND FAMILY COURT JUDGES
2008 HARDIN COUNTY JUVENILE COURT STATISTICAL DATA**

Delinquent, Dependent/Neglect/Abuse, and Status/Unruly Referrals for CY 2008

Total = 350



The remaining referrals are for:
Custody, Visitation, Paternity/Legitimation, Child Support,
Special Procedures and Other Referrals

Each child may be counted
in more than one category

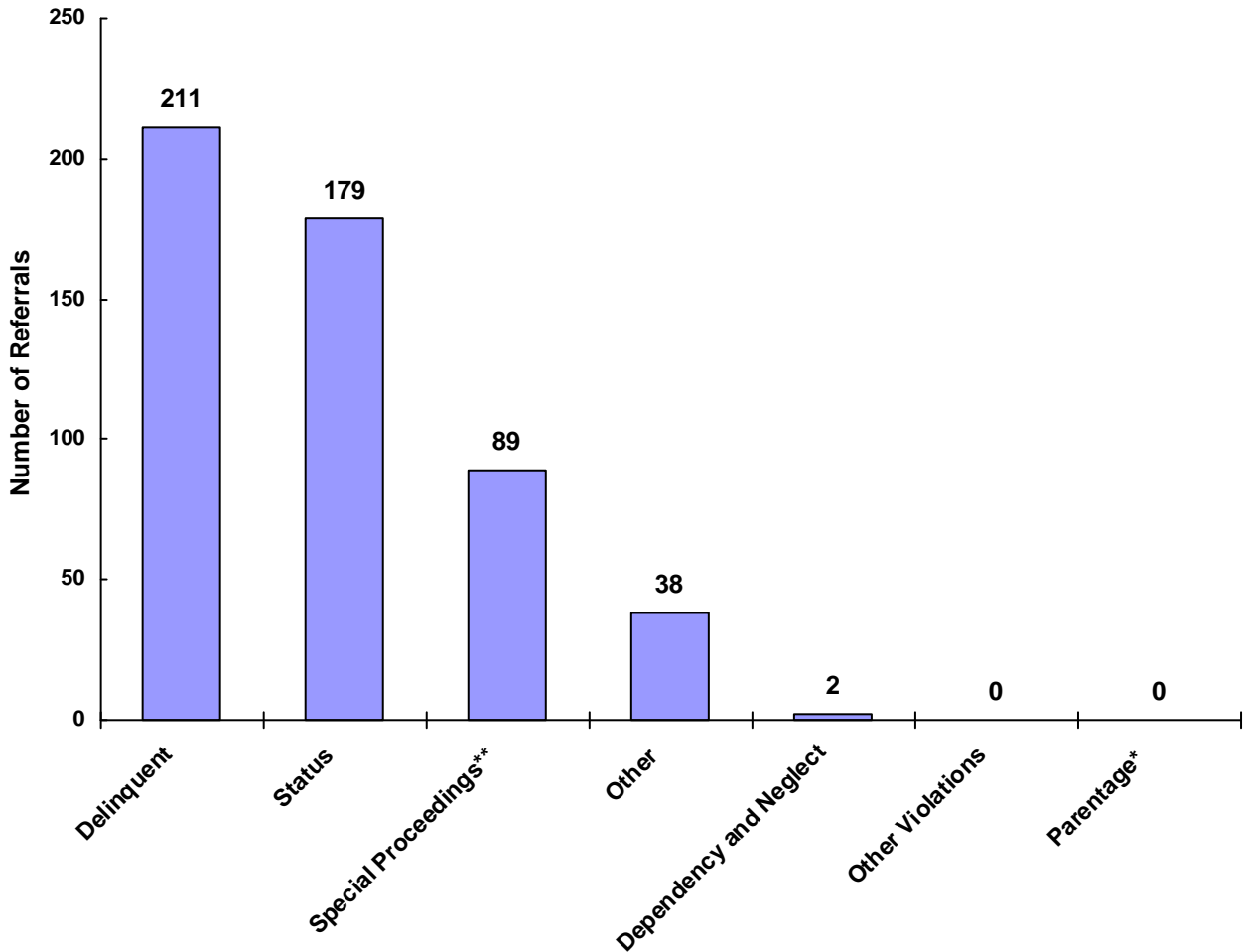
Total number of individual children for ALL referrals
disposed by juvenile courts during CY 2008 equals 297

Children can have referrals in multiple categories. The drawing above shows that in the year 2008 there were 170 referrals to Hardin County Juvenile Court for children with only delinquent offenses, 139 for those with only status/unruly behavior, and 0 for children with neglect, dependent or abuse referrals during the calendar year. There were 39 referrals for children that had a delinquent AND a status/unruly referral. There were 1 referrals for children with both delinquent behavior AND a neglect, dependent or abuse allegation. There were 0 referrals for children that had both a status/unruly referral AND a neglect, dependent or abuse allegation. Also, there were 1 referrals for children that had a delinquent referral, a status/unruly referral AND a neglect, dependent or abuse allegation.

**TENNESSEE COUNCIL OF JUVENILE AND FAMILY COURT JUDGES
2008 HARDIN COUNTY JUVENILE COURT STATISTICAL DATA**

Referrals by Type of Offense in CY 2008

Total Referrals = 519



* Parentage includes: Custody, Visitation, Paternity/Legitimation and Child Support

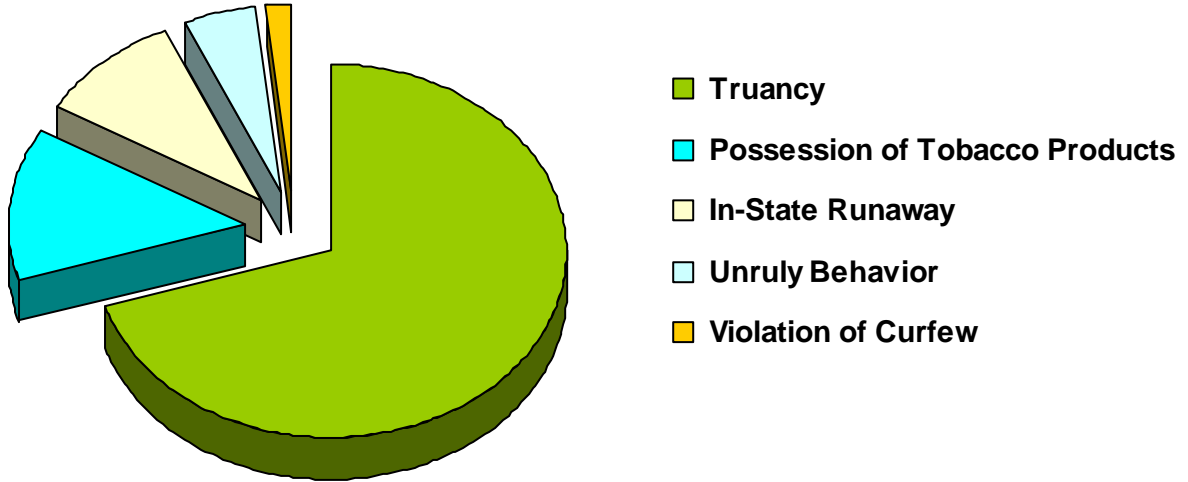
**Special Proceedings include: Judicial Review, Administrative Review, Foster Care Review, Request for Medical Treatment and Consent to Marry

Information from the Juvenile Court represents a total of 297 children and 490 cases that were reported to the TCJFCJ.

A Status offense is an offense committed by a child that if committed by an adult, would not be considered an offense or unlawful act. An example of this is smoking when not legally an adult.

**TENNESSEE COUNCIL OF JUVENILE AND FAMILY COURT JUDGES
2008 HARDIN COUNTY JUVENILE COURT STATISTICAL DATA**

**Referrals for Status/Unruly Offenses in CY 2008
Total Status/Unruly Referrals = 179**



Referral Reason	Count	Percent
Truancy	126	70.39%
Possession of Tobacco Products	23	12.85%
In-State Runaway	18	10.06%
Unruly Behavior	9	5.03%
Violation of Curfew	3	1.68%
Violation of a Valid Court Order	0	0.00%
Out-of-State Runaway	0	0.00%
Total	179	

**TENNESSEE COUNCIL OF JUVENILE AND FAMILY COURT JUDGES
2008 HARDIN COUNTY JUVENILE COURT STATISTICAL DATA**

Children* with Delinquent Referrals by Race and Sex for CY 2008

	White	African American	Native American	Asian	Mixed Race	Unknown Race	Total
Male	102	6	0	0	1	0	109
Female	37	4	1	0	0	0	42
Unknown Sex	0	0	0	0	0	0	
Totals	139	10	1	0	1	0	151

Children* with Status/Unruly Referrals by Race and Sex for CY 2008

	White	African American	Native American	Asian	Mixed Race	Unknown Race	Total
Male	88	6	0	0	0	0	94
Female	66	3	0	0	0	0	69
Unknown Sex	0	0	0	0	0	0	
Totals	154	9	0	0	0	0	163

Children* with Dependency/Neglect/Abuse Allegations by Race and Sex for CY 2008

	White	African American	Native American	Asian	Mixed Race	Unknown Race	Total
Male	1	0	0	0	0	0	1
Female	1	0	0	0	0	0	1
Unknown Sex	0	0	0	0	0	0	
Totals	2	0	0	0	0	0	2

* A child may be counted in more than one category

**TENNESSEE COUNCIL OF JUVENILE AND FAMILY COURT JUDGES
2008 HARDIN COUNTY JUVENILE COURT STATISTICAL DATA**

Delinquent Referrals by Race and Sex for CY 2008

	White	African American	Native American	Asian	Mixed Race	Unknown Race	Total
Male	151	7	0	0	4	0	162
Female	44	4	1	0	0	0	49
Unknown Sex	0	0	0	0	0	0	0
Totals	195	11	1	0	4	0	211

Status/Unruly Referrals by Race and Sex for CY 2008

	White	African American	Native American	Asian	Mixed Race	Unknown Race	Total
Male	95	6	0	0	0	0	101
Female	75	3	0	0	0	0	78
Unknown Sex	0	0	0	0	0	0	0
Totals	170	9	0	0	0	0	179

Dependency/Neglect/Abuse Allegations by Race and Sex for CY 2008

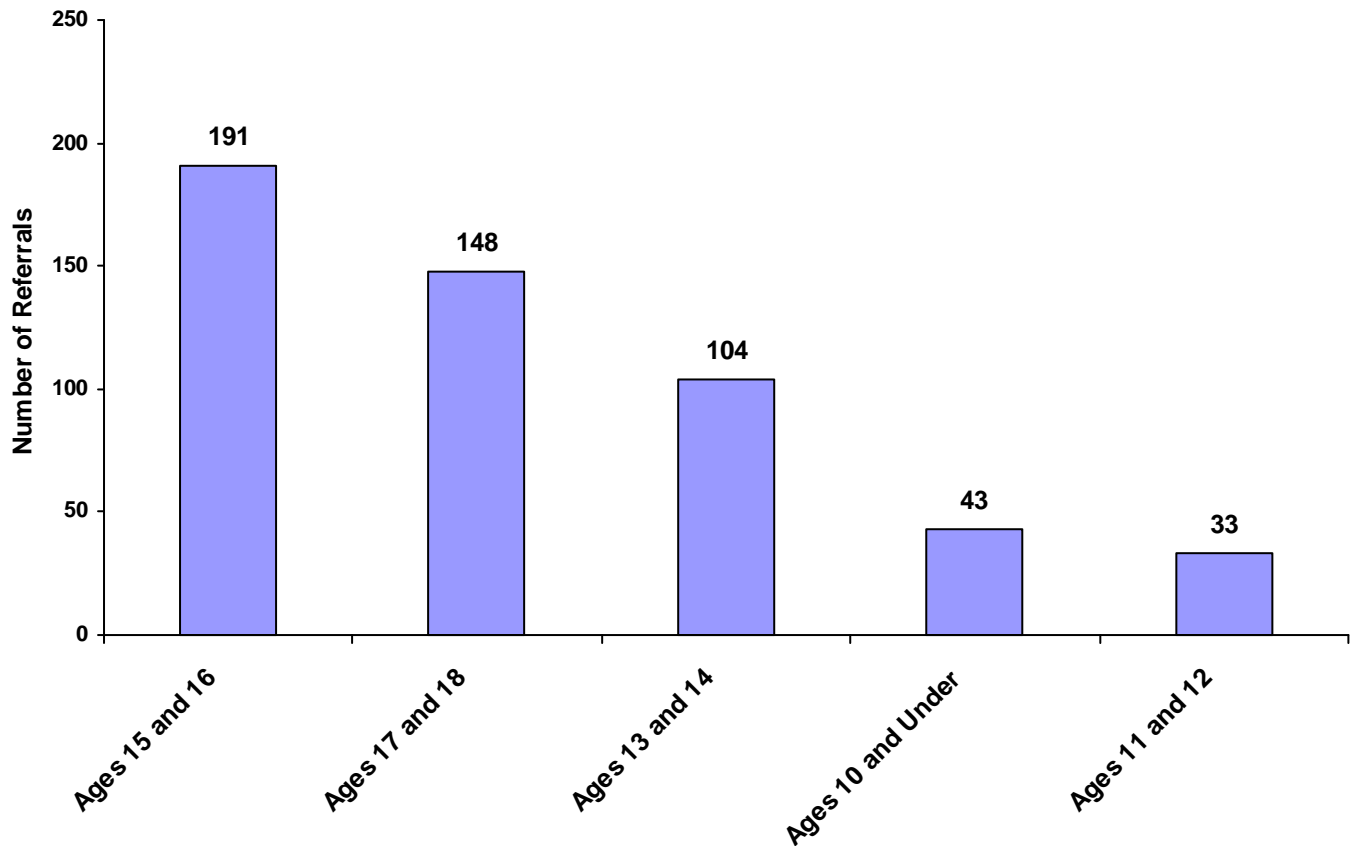
	White	African American	Native American	Asian	Mixed Race	Unknown Race	Total
Male	1	0	0	0	0	0	1
Female	1	0	0	0	0	0	1
Unknown Sex	0	0	0	0	0	0	0
Totals	2	0	0	0	0	0	2

**TENNESSEE COUNCIL OF JUVENILE AND FAMILY COURT JUDGES
2008 HARDIN COUNTY JUVENILE COURT STATISTICAL DATA**

Referrals by Age Group, Race and Sex for CY 2008

	White Male	African American Male	Other Race Male	White Female	African American Female	Other Race Female	Unknown Race or Sex	Total	% of Total Referrals
Birth through Age 10	27	1	0	13	2	0	0	43	8.29%
Ages 11 and 12	18	0	0	12	1	2	0	33	6.36%
Ages 13 and 14	59	5	0	36	3	1	0	104	20.04%
Ages 15 and 16	122	3	0	64	2	0	0	191	36.80%
Ages 17 and 18	86	8	4	49	1	0	0	148	28.52%
Unknown Age	0	0	0	0	0	0	0	0	0.00%
All Age Group Totals	312	17	4	174	9	3	0	519	

Total Referrals by Age Group

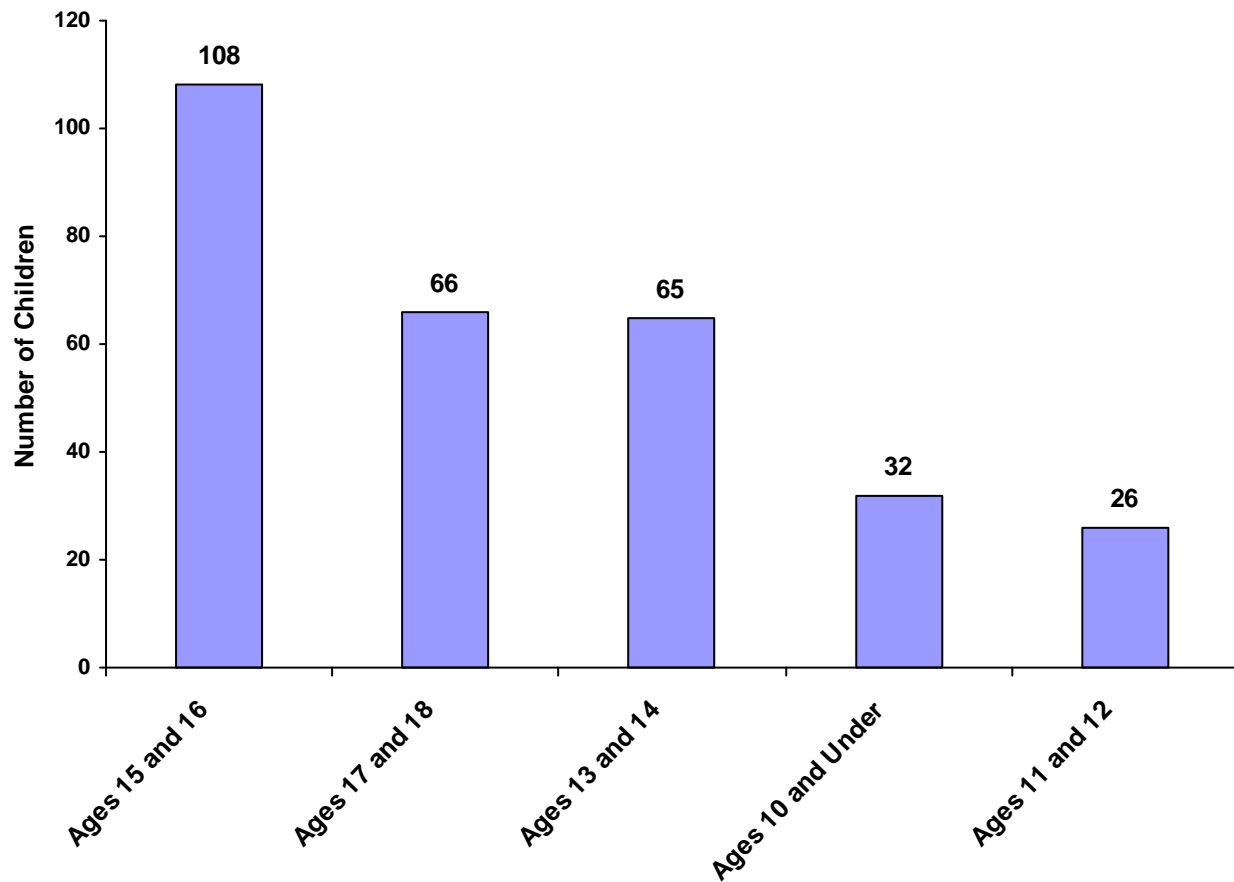


**TENNESSEE COUNCIL OF JUVENILE AND FAMILY COURT JUDGES
2008 HARDIN COUNTY JUVENILE COURT STATISTICAL DATA**

Children Referred by Age Group, Race and Sex for CY 2008

	White Male	African American Male	Other Race Male	White Female	African American Female	Other Race Female	Unknown Race or Sex	Total	% of All Children Referred
Ages 10 and Under	18	1	0	11	2	0	0	32	10.77%
Ages 11 through 12	13	0	0	10	1	2	0	26	8.75%
Ages 13 through 14	39	2	0	21	3	0	0	65	21.89%
Ages 15 through 16	65	3	0	39	1	0	0	108	36.36%
Ages 17 through 18	38	4	1	22	1	0	0	66	22.22%
Ages 19 and Over	0	0	0	0	0	0	0	0	0.00%
Total	173	10	1	103	8	2	0	297	

Total Children by Age Group

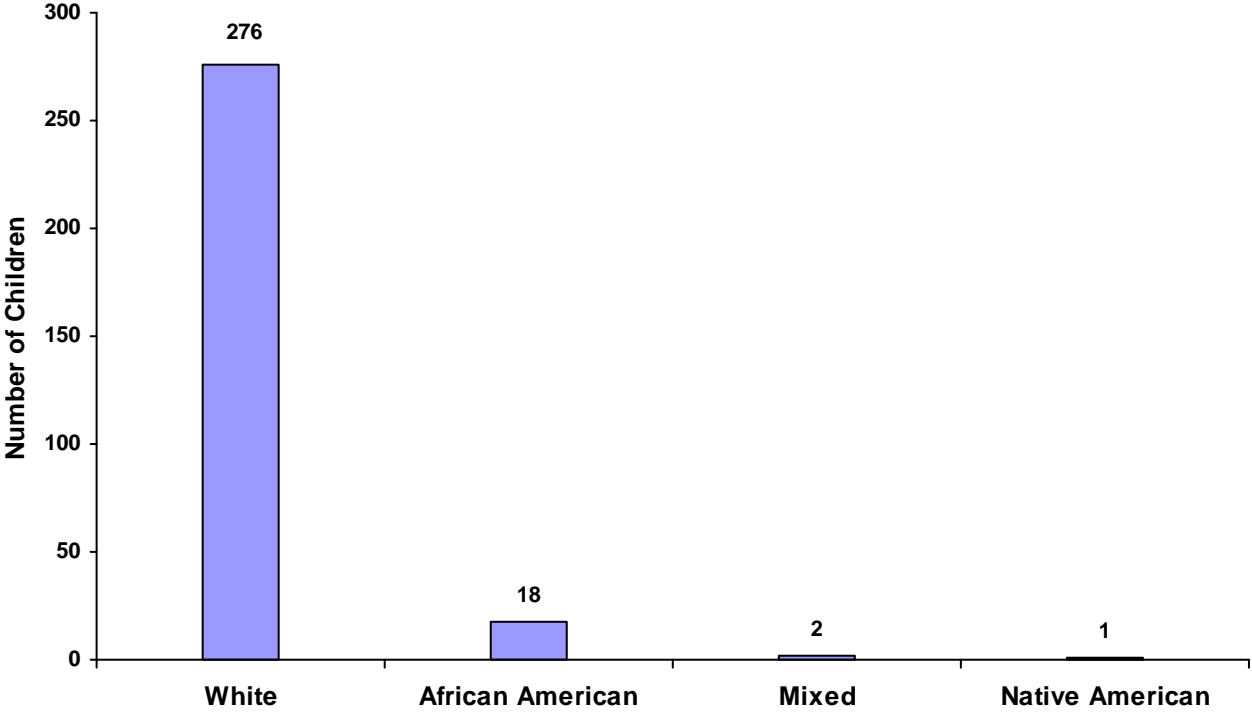


**TENNESSEE COUNCIL OF JUVENILE AND FAMILY COURT JUDGES
2008 HARDIN COUNTY JUVENILE COURT STATISTICAL DATA**

Children Referred by Race and Sex for CY 2008

Race	Male	Female	Unknown	Total
White	173	103	0	276
African American	10	8	0	18
Native American	0	1	0	1
Asian	0	0	0	0
Mixed	1	1	0	2
Unknown	0	0	0	0
Total	184	113	0	297

Total Children by Race

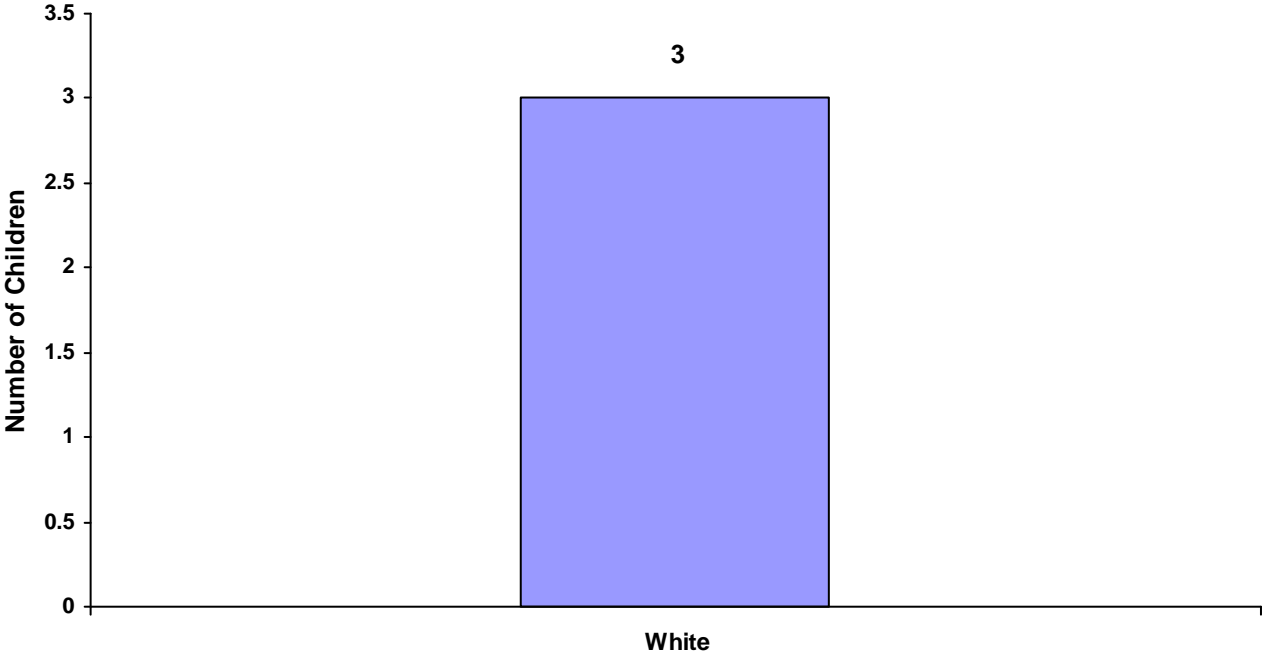


**TENNESSEE COUNCIL OF JUVENILE AND FAMILY COURT JUDGES
2008 HARDIN COUNTY JUVENILE COURT STATISTICAL DATA**

Children of Hispanic Origin by Race and Sex for CY 2008

Race	Male	Female	Unknown	Total
White	3	0	0	3
African American	0	0	0	0
Native American	0	0	0	0
Asian	0	0	0	0
Mixed	0	0	0	0
Unknown	0	0	0	0
Total	3	0	0	3

Total Children of Hispanic Origin by Race



**TENNESSEE COUNCIL OF JUVENILE AND FAMILY COURT JUDGES
2008 HARDIN COUNTY JUVENILE COURT STATISTICAL DATA**

Referrals by Type of Offense, Age Group, Race and Sex for CY 2008

	White Male	African American Male	Other Race Male	White Female	African American Female	Other Race Female	Unknown Race or Sex	Total
Delinquent								
Ages 10 and Under	5	0	0	0	0	0	0	5
Ages 11 through 12	7	0	0	1	0	1	0	9
Ages 13 through 14	31	1	0	8	2	0	0	42
Ages 15 through 16	66	2	0	21	1	0	0	90
Ages 17 through 18	42	4	4	14	1	0	0	65
Ages 19 and Over	0	0	0	0	0	0	0	0
Total	151	7	4	44	4	1	0	211
Status								
Ages 10 and Under	16	1	0	12	2	0	0	31
Ages 11 through 12	6	0	0	8	0	0	0	14
Ages 13 through 14	21	2	0	18	1	0	0	42
Ages 15 through 16	31	1	0	21	0	0	0	53
Ages 17 through 18	21	2	0	16	0	0	0	39
Ages 19 and Over	0	0	0	0	0	0	0	0
Total	95	6	0	75	3	0	0	179
Dependency and Neglect								
Ages 10 and Under	0	0	0	0	0	0	0	0
Ages 11 through 12	0	0	0	0	0	0	0	0
Ages 13 through 14	0	0	0	0	0	0	0	0
Ages 15 through 16	0	0	0	0	0	0	0	0
Ages 17 through 18	1	0	0	1	0	0	0	2
Ages 19 and Over	0	0	0	0	0	0	0	0
Total	1	0	0	1	0	0	0	2
Other Violations								
Ages 10 and Under	0	0	0	0	0	0	0	0
Ages 11 through 12	0	0	0	0	0	0	0	0
Ages 13 through 14	0	0	0	0	0	0	0	0
Ages 15 through 16	0	0	0	0	0	0	0	0
Ages 17 through 18	0	0	0	0	0	0	0	0
Ages 19 and Over	0	0	0	0	0	0	0	0
Total	0	0	0	0	0	0	0	0

**TENNESSEE COUNCIL OF JUVENILE AND FAMILY COURT JUDGES
2008 HARDIN COUNTY JUVENILE COURT STATISTICAL DATA**

Referrals by Type of Offense, Age Group, Race and Sex for CY 2008

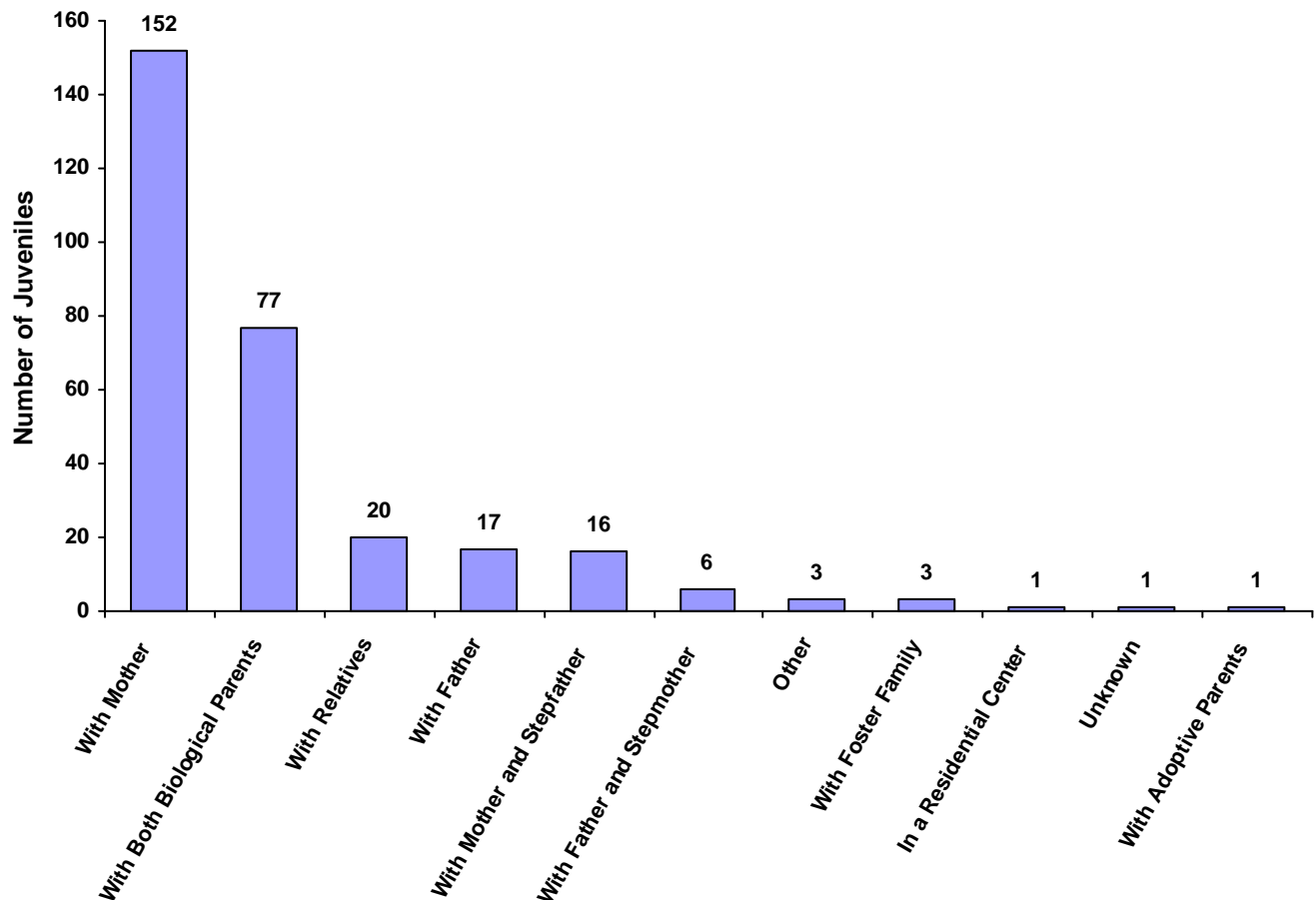
	White Male	African American Male	Other Race Male	White Female	African American Female	Other Race Female	Unknown Race or Sex	Total
Special Proceedings								
Ages 10 and Under	6	0	0	1	0	0	0	7
Ages 11 through 12	2	0	0	1	0	1	0	4
Ages 13 through 14	6	2	0	9	0	0	0	17
Ages 15 through 16	18	0	0	14	1	0	0	33
Ages 17 through 18	18	0	0	10	0	0	0	28
Ages 19 and Over	0	0	0	0	0	0	0	0
Total	50	2	0	35	1	1	0	89
Other								
Ages 10 and Under	0	0	0	0	0	0	0	0
Ages 11 through 12	3	0	0	2	1	0	0	6
Ages 13 through 14	1	0	0	1	0	1	0	3
Ages 15 through 16	7	0	0	8	0	0	0	15
Ages 17 through 18	4	2	0	8	0	0	0	14
Ages 19 and Over	0	0	0	0	0	0	0	0
Total	15	2	0	19	1	1	0	38
Grand Total	312	17	4	174	9	3	0	519

**TENNESSEE COUNCIL OF JUVENILE AND FAMILY COURT JUDGES
2008 HARDIN COUNTY JUVENILE COURT STATISTICAL DATA**

Living Arrangement of Juveniles by Race and Sex for CY 2008

	White Male	African American Male	Other Race Male	White Female	African American Female	Other Race Female	Unknown Race or Sex	Total	% of All Children Referred
With Both Biological Parents	52	3	0	21	1	0	0	77	25.93%
With Father and Stepmother	6	0	0	0	0	0	0	6	2.02%
With Mother and Stepfather	11	0	0	5	0	0	0	16	5.39%
With Mother	74	5	0	64	7	2	0	152	51.18%
With Father	11	0	0	6	0	0	0	17	5.72%
With Relatives	13	2	0	5	0	0	0	20	6.73%
With Adoptive Parents	1	0	0	0	0	0	0	1	0.34%
With Foster Family	2	0	0	1	0	0	0	3	1.01%
In a Group Home	0	0	0	0	0	0	0	0	0.00%
In a Residential Center	0	0	1	0	0	0	0	1	0.34%
In an Institution	0	0	0	0	0	0	0	0	0.00%
Independent	0	0	0	0	0	0	0	0	0.00%
Unknown	1	0	0	0	0	0	0	1	0.34%
Other	2	0	0	1	0	0	0	3	1.01%
Totals	173	10	1	103	8	2	0	297	

Living Arrangement of Juveniles



**TENNESSEE COUNCIL OF JUVENILE AND FAMILY COURT JUDGES
2008 HARDIN COUNTY JUVENILE COURT STATISTICAL DATA**

Last Grade Completed by Children by Race and Sex for CY 2008

	White Male	African American Male	Other Race Male	White Female	African American Female	Other Race Female	Unknown Race or Sex	Total	% of All Children Referred
Too Young for School	1	0	0	0	0	0	0	1	0.34%
Preschool	0	0	0	0	0	0	0	0	0.00%
Kindergarten	5	0	0	2	0	0	0	7	2.36%
1st Grade	2	0	0	3	0	0	0	5	1.68%
2nd Grade	3	0	0	0	0	0	0	3	1.01%
3rd Grade	1	0	0	2	2	0	0	5	1.68%
4th Grade	3	0	0	5	1	1	0	10	3.37%
5th Grade	9	0	0	4	0	1	0	14	4.71%
6th Grade	13	0	0	12	0	0	0	25	8.42%
7th Grade	20	1	0	10	1	0	0	32	10.77%
8th Grade	37	3	0	13	3	0	0	56	18.86%
9th Grade	31	3	0	21	0	0	0	55	18.52%
10th Grade	21	0	0	17	1	0	0	39	13.13%
11th Grade	13	2	0	5	0	0	0	20	6.73%
12th Grade	1	0	0	0	0	0	0	1	0.34%
Non-Graded Special Ed	0	0	0	0	0	0	0	0	0.00%
GED	0	0	0	0	0	0	0	0	0.00%
Graduated	1	0	0	0	0	0	0	1	0.34%
Never Attended School	4	0	0	2	0	0	0	6	2.02%
Unknown	8	1	0	5	0	0	0	14	4.71%
Other	0	0	1	2	0	0	0	3	1.01%
Totals	173	10	1	103	8	2	0	297	

Children Enrolled in School

	Children	% of All Children
Enrolled	292	98.32%
Not Enrolled	4	1.35%
Unknown	1	0.34%
	297	

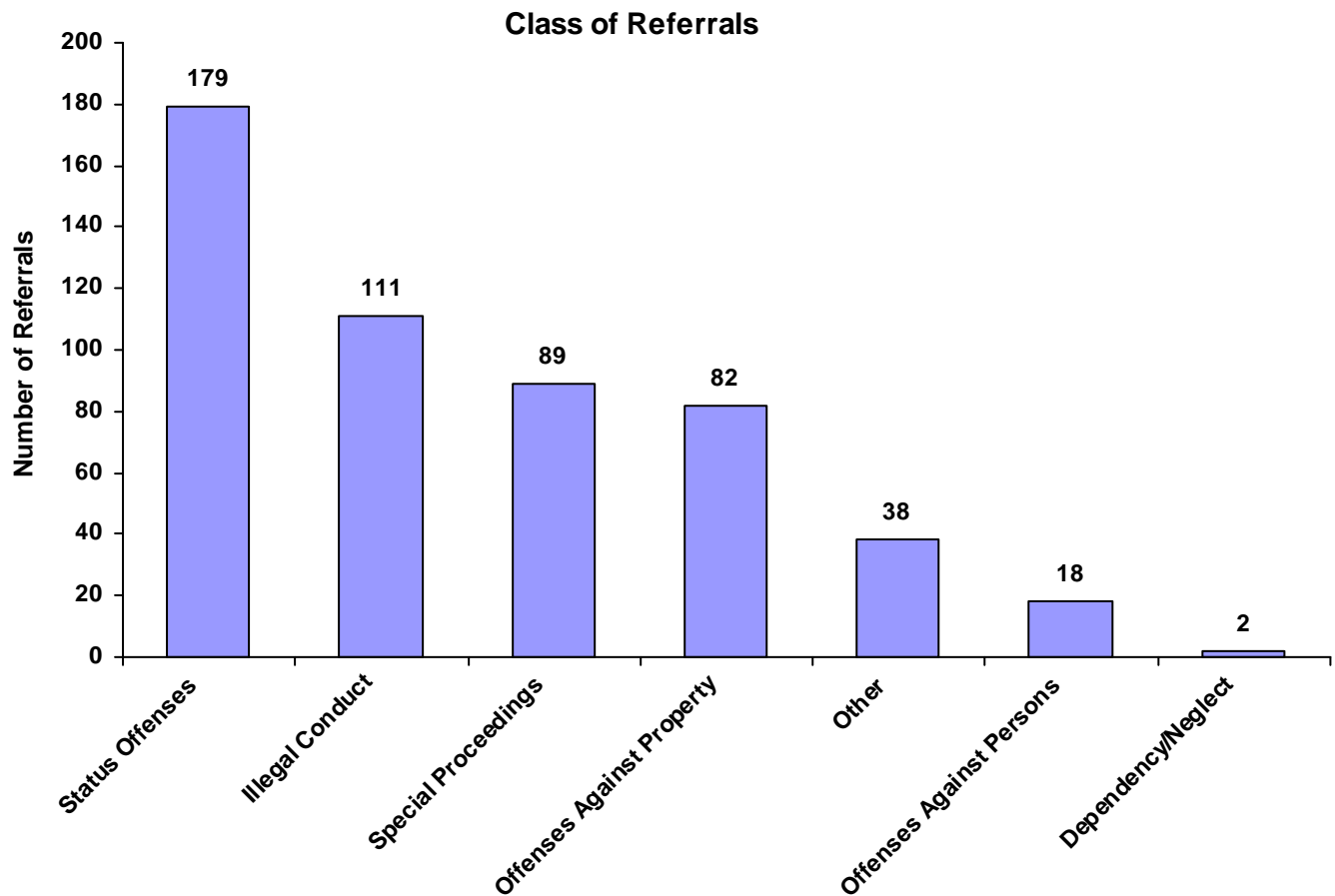
Children Enrolled in Special Education

	Children	% of All Children
Enrolled	9	3.03%
Not Enrolled	266	89.56%
Unknown	22	7.41%
	297	

**TENNESSEE COUNCIL OF JUVENILE AND FAMILY COURT JUDGES
2008 HARDIN COUNTY JUVENILE COURT STATISTICAL DATA**

Class of Referrals by Race and Sex for CY 2008

	White Male	African American Male	Other Race Male	White Female	African American Female	Other Race Female	Unknown Race or Sex	Total	% of Total Referrals
Offenses Against Persons	16	1	0	1	0	0	0	18	3.47%
Offenses Against Property	65	2	2	12	0	1	0	82	15.80%
Illegal Conduct	70	4	2	31	4	0	0	111	21.39%
Status Offenses	95	6	0	75	3	0	0	179	34.49%
Dependency/Neglect	1	0	0	1	0	0	0	2	0.39%
Other Violation Proceedings	0	0	0	0	0	0	0	0	0.00%
Parentage	0	0	0	0	0	0	0	0	0.00%
Special Proceedings	50	2	0	35	1	1	0	89	17.15%
Other	15	2	0	19	1	1	0	38	7.32%
Totals	312	17	4	174	9	3	0	519	



**TENNESSEE COUNCIL OF JUVENILE AND FAMILY COURT JUDGES
2008 HARDIN COUNTY JUVENILE COURT STATISTICAL DATA**

Referrals by Class and Type Of Offense by Race and Sex for CY 2008

	White Male	African American Male	Other Race Male	White Female	African American Female	Other Race Female	Unknown Race or Sex	Total
<u>Offenses Against Persons</u>								
Assault	12	1	0	1	0	0	0	14
Aggravated Assault	2	0	0	0	0	0	0	2
Esp. Aggravated Robbery	1	0	0	0	0	0	0	1
Other Sexual Offenses	1	0	0	0	0	0	0	1
Criminal Homicide	0	0	0	0	0	0	0	0
1st Degree Murder	0	0	0	0	0	0	0	0
2nd Degree Murder	0	0	0	0	0	0	0	0
Aggravated Rape	0	0	0	0	0	0	0	0
Rape of a Child	0	0	0	0	0	0	0	0
Aggravated Vehicular Homicide	0	0	0	0	0	0	0	0
Esp. Aggravated Kidnapping	0	0	0	0	0	0	0	0
Aggravated Robbery	0	0	0	0	0	0	0	0
Aggravated Kidnapping	0	0	0	0	0	0	0	0
Aggravated Child Abuse / Neglect	0	0	0	0	0	0	0	0
Aggravated Sexual Battery	0	0	0	0	0	0	0	0
Rape	0	0	0	0	0	0	0	0
Voluntary Manslaughter	0	0	0	0	0	0	0	0
Vehicular Homicide	0	0	0	0	0	0	0	0
Sexual Abuse of a Child	0	0	0	0	0	0	0	0
Robbery	0	0	0	0	0	0	0	0
Criminally Negligent Homicide	0	0	0	0	0	0	0	0
Attempted Crime Against a Person	0	0	0	0	0	0	0	0
Reckless Endangerment	0	0	0	0	0	0	0	0
Totals	16	1	0	1	0	0	0	18
<u>Offenses Against Property</u>								
Vandalism	33	1	0	2	0	1	0	37
Theft of Property	23	1	0	8	0	0	0	32
Burglary	9	0	2	1	0	0	0	12
Illegal Poss/Use of Credit/Debit Cards	0	0	0	1	0	0	0	1
Aggravated Arson	0	0	0	0	0	0	0	0
Arson	0	0	0	0	0	0	0	0
Aggravated Burglary	0	0	0	0	0	0	0	0
Forgery	0	0	0	0	0	0	0	0
Worthless Checks	0	0	0	0	0	0	0	0
Unauthorized Use of a Vehicle	0	0	0	0	0	0	0	0
Cruelty to Animals	0	0	0	0	0	0	0	0
Totals	65	2	2	12	0	1	0	82

**TENNESSEE COUNCIL OF JUVENILE AND FAMILY COURT JUDGES
2008 HARDIN COUNTY JUVENILE COURT STATISTICAL DATA**

Referrals by Class and Type Of Offense by Race and Sex for CY 2008

	White Male	African American Male	Other Race Male	White Female	African American Female	Other Race Female	Unknown Race or Sex	Total
<u>Illegal Conduct</u>								
Disorderly Conduct	18	0	0	11	4	0	0	33
Possession of Controlled Substances	13	1	1	5	0	0	0	20
Contempt of Court	12	0	0	5	0	0	0	17
Possession/Consumption of Alcohol	7	0	0	4	0	0	0	11
Violation of Probation	6	2	0	1	0	0	0	9
Other Drug Offenses	2	1	1	3	0	0	0	7
Public Intoxication	3	0	0	0	0	0	0	3
Traffic	1	0	0	2	0	0	0	3
Sale of Controlled Substances	1	0	0	0	0	0	0	1
Unlawful Carrying / Poss of a Weapon	1	0	0	0	0	0	0	1
Evading Arrest	1	0	0	0	0	0	0	1
Driving Under Influence (DUI)	1	0	0	0	0	0	0	1
Resist Stop/Frisk/Halt/Arrest/Search	1	0	0	0	0	0	0	1
Harassment	1	0	0	0	0	0	0	1
Filing a False Police Report	1	0	0	0	0	0	0	1
Violation of Wildlife Regulations	1	0	0	0	0	0	0	1
Criminal Attempt	0	0	0	0	0	0	0	0
Carrying Weapons on School Property	0	0	0	0	0	0	0	0
Escape	0	0	0	0	0	0	0	0
Aggravated Criminal Trespass	0	0	0	0	0	0	0	0
Failure to Appear	0	0	0	0	0	0	0	0
Criminal Impersonation	0	0	0	0	0	0	0	0
Criminal Trespass	0	0	0	0	0	0	0	0
Gambling	0	0	0	0	0	0	0	0
Local Ordinances	0	0	0	0	0	0	0	0
Violation of Aftercare	0	0	0	0	0	0	0	0
Totals	70	4	2	31	4	0	0	111
<u>Status Offenses</u>								
Truancy	63	5	0	55	3	0	0	126
Possession of Tobacco Products	15	0	0	8	0	0	0	23
In-State Runaway	10	0	0	8	0	0	0	18
Unruly Behavior	4	1	0	4	0	0	0	9
Violation of Curfew	3	0	0	0	0	0	0	3
Out-of-State Runaway	0	0	0	0	0	0	0	0
Violation of a Valid Court Order	0	0	0	0	0	0	0	0
Totals	95	6	0	75	3	0	0	179
<u>Dependency/Neglect</u>								
Dependency / Neglect	1	0	0	1	0	0	0	2
Sexually Abused Child	0	0	0	0	0	0	0	0
Physically Abused Child	0	0	0	0	0	0	0	0
Termination of Parental Rights	0	0	0	0	0	0	0	0
Totals	1	0	0	1	0	0	0	2

**TENNESSEE COUNCIL OF JUVENILE AND FAMILY COURT JUDGES
2008 HARDIN COUNTY JUVENILE COURT STATISTICAL DATA**

Referrals by Class and Type Of Offense by Race and Sex for CY 2008

	White Male	African American Male	Other Race Male	White Female	African American Female	Other Race Female	Unknown Race or Sex	Total
<u>Other Violation Proceedings</u>								
Violation of Pretrial Diversion	0	0	0	0	0	0	0	0
Violation of Informal Adjustment	0	0	0	0	0	0	0	0
Totals	0	0	0	0	0	0	0	0
<u>Parentage</u>								
Custody	0	0	0	0	0	0	0	0
Visitation	0	0	0	0	0	0	0	0
Paternity / Legitimation	0	0	0	0	0	0	0	0
Child Support	0	0	0	0	0	0	0	0
Totals	0	0	0	0	0	0	0	0
<u>Special Proceedings</u>								
Judicial Review	49	2	0	35	1	1	0	88
Administrative Review	1	0	0	0	0	0	0	1
Foster Care Review	0	0	0	0	0	0	0	0
Request for Medical Treatment	0	0	0	0	0	0	0	0
Consent to Marry	0	0	0	0	0	0	0	0
Totals	50	2	0	35	1	1	0	89
<u>Other</u>								
Other	15	2	0	19	1	1	0	38
Totals	15	2	0	19	1	1	0	38
All Referral Totals	312	17	4	174	9	3	0	519

**TENNESSEE COUNCIL OF JUVENILE AND FAMILY COURT JUDGES
2008 HARDIN COUNTY JUVENILE COURT STATISTICAL DATA**

Referral Reasons by Type of Offense, Race and Sex for CY 2008

	White Male	African American Male	Other Race Male	White Female	African American Female	Other Race Female	Unknown Race or Sex	Total
<u>Delinquent</u>								
Vandalism	33	1	0	2	0	1	0	37
Disorderly Conduct	18	0	0	11	4	0	0	33
Theft of Property	23	1	0	8	0	0	0	32
Possession of Controlled Substances	13	1	1	5	0	0	0	20
Contempt of Court	12	0	0	5	0	0	0	17
Assault	12	1	0	1	0	0	0	14
Burglary	9	0	2	1	0	0	0	12
Possession/Consumption of Alcohol	7	0	0	4	0	0	0	11
Violation of Probation	6	2	0	1	0	0	0	9
Other Drug Offenses	2	1	1	3	0	0	0	7
Public Intoxication	3	0	0	0	0	0	0	3
Traffic	1	0	0	2	0	0	0	3
Aggravated Assault	2	0	0	0	0	0	0	2
Esp. Aggravated Robbery	1	0	0	0	0	0	0	1
Other Sexual Offenses	1	0	0	0	0	0	0	1
Illegal Poss/Use of Credit/Debit Cards	0	0	0	1	0	0	0	1
Sale of Controlled Substances	1	0	0	0	0	0	0	1
Unlawful Carrying / Poss of a Weapon	1	0	0	0	0	0	0	1
Evading Arrest	1	0	0	0	0	0	0	1
Driving Under Influence (DUI)	1	0	0	0	0	0	0	1
Resist Stop/Frisk/Halt/Arrest/Search	1	0	0	0	0	0	0	1
Harassment	1	0	0	0	0	0	0	1
Filing a False Police Report	1	0	0	0	0	0	0	1
Violation of Wildlife Regulations	1	0	0	0	0	0	0	1
Criminal Homicide	0	0	0	0	0	0	0	0
1st Degree Murder	0	0	0	0	0	0	0	0
2nd Degree Murder	0	0	0	0	0	0	0	0
Aggravated Rape	0	0	0	0	0	0	0	0
Rape of a Child	0	0	0	0	0	0	0	0
Aggravated Vehicular Homicide	0	0	0	0	0	0	0	0
Esp. Aggravated Kidnapping	0	0	0	0	0	0	0	0
Aggravated Robbery	0	0	0	0	0	0	0	0
Aggravated Kidnapping	0	0	0	0	0	0	0	0
Aggravated Child Abuse / Neglect	0	0	0	0	0	0	0	0
Aggravated Sexual Battery	0	0	0	0	0	0	0	0
Rape	0	0	0	0	0	0	0	0
Voluntary Manslaughter	0	0	0	0	0	0	0	0
Vehicular Homicide	0	0	0	0	0	0	0	0
Sexual Abuse of a Child	0	0	0	0	0	0	0	0
Robbery	0	0	0	0	0	0	0	0
Criminally Negligent Homicide	0	0	0	0	0	0	0	0
Attempted Crime Against a Person	0	0	0	0	0	0	0	0
Reckless Endangerment	0	0	0	0	0	0	0	0
Aggravated Arson	0	0	0	0	0	0	0	0
Arson	0	0	0	0	0	0	0	0
Aggravated Burglary	0	0	0	0	0	0	0	0
Forgery	0	0	0	0	0	0	0	0
Worthless Checks	0	0	0	0	0	0	0	0
Unauthorized Use of a Vehicle	0	0	0	0	0	0	0	0
Cruelty to Animals	0	0	0	0	0	0	0	0
Criminal Attempt	0	0	0	0	0	0	0	0
Carrying Weapons on School Property	0	0	0	0	0	0	0	0

**TENNESSEE COUNCIL OF JUVENILE AND FAMILY COURT JUDGES
2008 HARDIN COUNTY JUVENILE COURT STATISTICAL DATA**

Referral Reasons by Type of Offense, Race and Sex for CY 2008

	White Male	African American Male	Other Race Male	White Female	African American Female	Other Race Female	Unknown Race or Sex	Total
<u>Delinquent</u>								
Escape	0	0	0	0	0	0	0	0
Aggravated Criminal Trespass	0	0	0	0	0	0	0	0
Failure to Appear	0	0	0	0	0	0	0	0
Criminal Impersonation	0	0	0	0	0	0	0	0
Criminal Trespass	0	0	0	0	0	0	0	0
Gambling	0	0	0	0	0	0	0	0
Local Ordinances	0	0	0	0	0	0	0	0
Violation of Aftercare	0	0	0	0	0	0	0	0
Totals	151	7	4	44	4	1	0	211
<u>Status</u>								
Truancy	63	5	0	55	3	0	0	126
Possession of Tobacco Products	15	0	0	8	0	0	0	23
In-State Runaway	10	0	0	8	0	0	0	18
Unruly Behavior	4	1	0	4	0	0	0	9
Violation of Curfew	3	0	0	0	0	0	0	3
Out-of-State Runaway	0	0	0	0	0	0	0	0
Violation of a Valid Court Order	0	0	0	0	0	0	0	0
Totals	95	6	0	75	3	0	0	179
<u>Dependency and Neglect</u>								
Dependency / Neglect	1	0	0	1	0	0	0	2
Sexually Abused Child	0	0	0	0	0	0	0	0
Physically Abused Child	0	0	0	0	0	0	0	0
Termination of Parental Rights	0	0	0	0	0	0	0	0
Totals	1	0	0	1	0	0	0	2
<u>Other Violations</u>								
Violation of Pretrial Diversion	0	0	0	0	0	0	0	0
Violation of Informal Adjustment	0	0	0	0	0	0	0	0
Totals	0	0	0	0	0	0	0	0
<u>Special Proceedings</u>								
Judicial Review	49	2	0	35	1	1	0	88
Administrative Review	1	0	0	0	0	0	0	1
Foster Care Review	0	0	0	0	0	0	0	0
Custody	0	0	0	0	0	0	0	0
Visitation	0	0	0	0	0	0	0	0
Paternity / Legitimation	0	0	0	0	0	0	0	0
Child Support	0	0	0	0	0	0	0	0
Request for Medical Treatment	0	0	0	0	0	0	0	0
Consent to Marry	0	0	0	0	0	0	0	0
Totals	50	2	0	35	1	1	0	89
<u>Other</u>								
Other	15	2	0	19	1	1	0	38
Totals	15	2	0	19	1	1	0	38
All Referral Totals	312	17	4	174	9	3	0	519

**TENNESSEE COUNCIL OF JUVENILE AND FAMILY COURT JUDGES
2008 HARDIN COUNTY JUVENILE COURT STATISTICAL DATA**

Top 4 Referral Reasons by Race and Sex for CY 2008

Sex	Race	Referral Reason	Total
Male			
	White	1. Truancy	63
		2. Judicial Review	49
		3. Vandalism	33
		4. Theft of Property	23
	African American	1. Truancy	5
		2. Other	2
		3. Violation of Probation	2
		4. Judicial Review	2
	Other Race	1. Burglary	2
		2. Possession of Controlled Substances	1
		3. Other Drug Offenses	1
Female			
	White	1. Truancy	55
		2. Judicial Review	35
		3. Other	19
		4. Disorderly Conduct	11
	African American	1. Disorderly Conduct	4
		2. Truancy	3
		3. Judicial Review	1
		4. Other	1
	Other Race	1. Vandalism	1
		2. Judicial Review	1
		3. Other	1

**TENNESSEE COUNCIL OF JUVENILE AND FAMILY COURT JUDGES
2008 HARDIN COUNTY JUVENILE COURT STATISTICAL DATA**

Top 4 Referral Reasons by Race and Sex and by Type of Offense for CY 2008

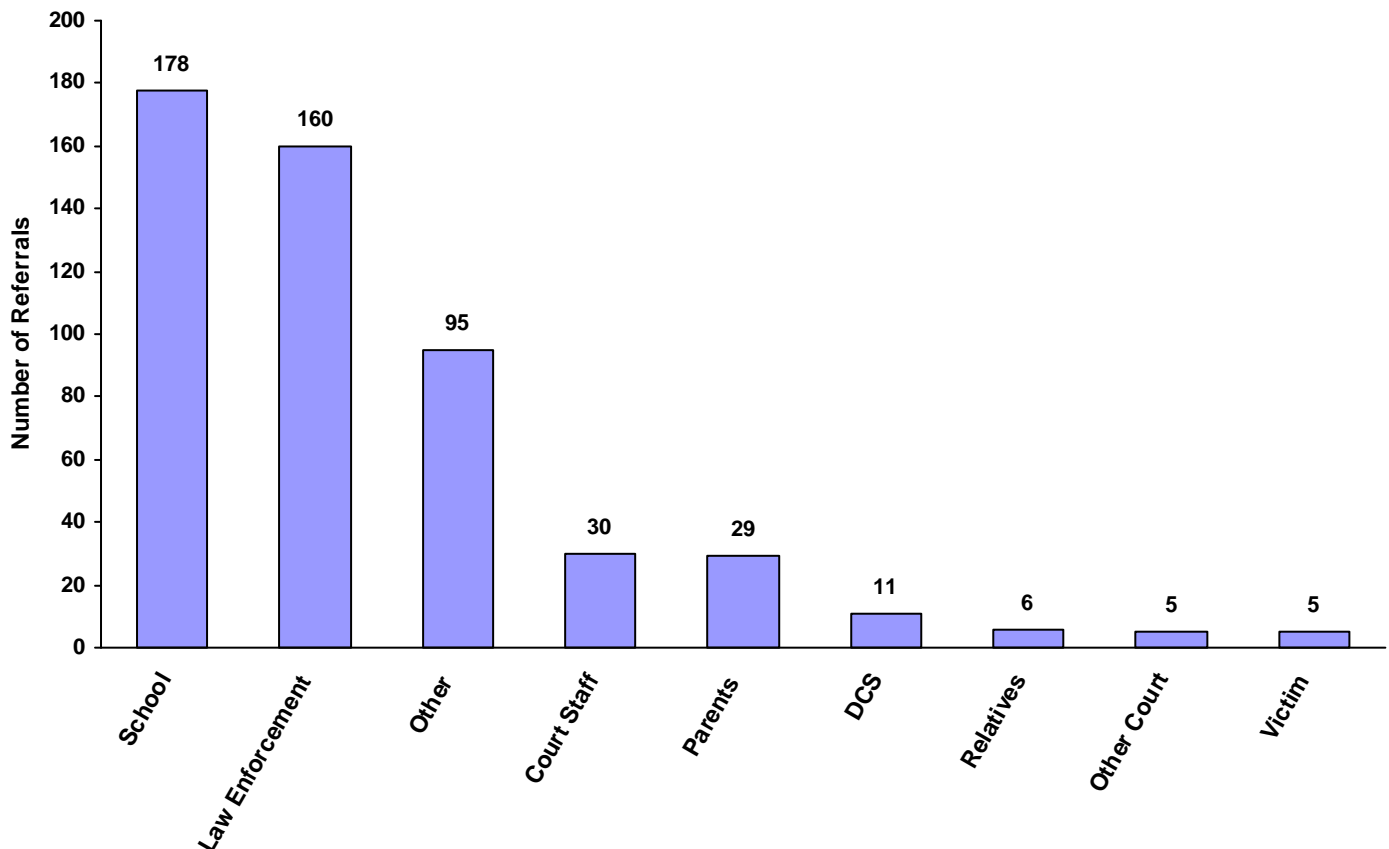
Sex	Race	Referral Type	Referral Reason	Total
Male	White	Delinquent	1. Vandalism	33
			2. Theft of Property	23
			3. Disorderly Conduct	18
			4. Possession of Controlled Substances	13
		Status	1. Truancy	63
			2. Possession of Tobacco Products	15
			3. In-State Runaway	10
			4. Unruly Behavior	4
		Dependency and Neglect	1. Dependency / Neglect	1
			Special Proceedings	1. Judicial Review
				2. Administrative Review
		Other	1. Other	15
			<hr/>	
Male	African American	Delinquent	1. Violation of Probation	2
			2. Vandalism	1
			3. Assault	1
			4. Other Drug Offenses	1
		Status	1. Truancy	5
			2. Unruly Behavior	1
		Special Proceedings	1. Judicial Review	2
			Other	1. Other
<hr/>				
Male	Other Race	Delinquent	1. Burglary	2
			2. Other Drug Offenses	1
			3. Possession of Controlled Substances	1
<hr/>				
Female	White	Delinquent	1. Disorderly Conduct	11
			2. Theft of Property	8
			3. Contempt of Court	5
			4. Possession of Controlled Substances	5
		Status	1. Truancy	55
			2. In-State Runaway	8
			3. Possession of Tobacco Products	8
			4. Unruly Behavior	4
		Dependency and Neglect	1. Dependency / Neglect	1
			Special Proceedings	1. Judicial Review
Other	1. Other	19		
<hr/>				
Female	African American	Delinquent	1. Disorderly Conduct	4
		Status	1. Truancy	3
		Special Proceedings	1. Judicial Review	1
		Other	1. Other	1
<hr/>				
Female	Other Race	Delinquent	1. Vandalism	1
		Special Proceedings	1. Judicial Review	1
		Other	1. Other	1

**TENNESSEE COUNCIL OF JUVENILE AND FAMILY COURT JUDGES
2008 HARDIN COUNTY JUVENILE COURT STATISTICAL DATA**

Source of Referrals by Race and Sex for CY 2008

	White Male	African American Male	Other Race Male	White Female	African American Female	Other Race Female	Unknown Race or Sex	Total	% of Total Referrals
Law Enforcement	120	7	4	28	0	1	0	160	30.83%
Parents	16	0	0	13	0	0	0	29	5.59%
Relatives	2	1	0	3	0	0	0	6	1.16%
Self	0	0	0	0	0	0	0	0	0.00%
School	95	5	0	71	7	0	0	178	34.30%
CSA	0	0	0	0	0	0	0	0	0.00%
DCS	4	2	0	5	0	0	0	11	2.12%
Other State Department	0	0	0	0	0	0	0	0	0.00%
District Attorney's Office	0	0	0	0	0	0	0	0	0.00%
Court Staff	18	0	0	12	0	0	0	30	5.78%
Social Agency	0	0	0	0	0	0	0	0	0.00%
Other Court	2	0	0	3	0	0	0	5	0.96%
Victim	4	0	0	1	0	0	0	5	0.96%
Child & Parent	0	0	0	0	0	0	0	0	0.00%
Hospital	0	0	0	0	0	0	0	0	0.00%
Unknown	0	0	0	0	0	0	0	0	0.00%
Other	51	2	0	38	2	2	0	95	18.30%
Totals	312	17	4	174	9	3	0	519	

Total Source of Referrals



**TENNESSEE COUNCIL OF JUVENILE AND FAMILY COURT JUDGES
2008 HARDIN COUNTY JUVENILE COURT STATISTICAL DATA**

Six Most Frequent Referral Reasons by Source, Race and Sex for CY 2008

	White Male	African American Male	Other Race Male	White Female	African American Female	Other Race Female	Unknown Race or Sex	Total
<u>Law Enforcement</u>								
1. Vandalism	33	1	0	2	0	1	0	37
2. Theft of Property	21	1	0	3	0	0	0	25
3. Possession of Controlled Substances	13	1	1	5	0	0	0	20
4. Other	5	2	0	6	0	0	0	13
5. Burglary	9	0	2	1	0	0	0	12
6. Assault	9	1	0	0	0	0	0	10
<u>Parents</u>								
1. Other	5	0	0	5	0	0	0	10
2. In-State Runaway	5	0	0	4	0	0	0	9
3. Unruly Behavior	4	0	0	3	0	0	0	7
4. Assault	1	0	0	1	0	0	0	2
5. Dependency / Neglect	1	0	0	0	0	0	0	1
6. NO REFERRAL SUBMITTED	0	0	0	0	0	0	0	0
<u>Relatives</u>								
1. In-State Runaway	2	0	0	1	0	0	0	3
2. Unruly Behavior	0	1	0	1	0	0	0	2
3. Other	0	0	0	1	0	0	0	1
4. NO REFERRAL SUBMITTED	0	0	0	0	0	0	0	0
<u>Self</u>								
1. NO REFERRAL SUBMITTED	0	0	0	0	0	0	0	0
<u>School</u>								
1. Truancy	63	5	0	55	3	0	0	126
2. Disorderly Conduct	17	0	0	8	4	0	0	29
3. Possession of Tobacco Products	14	0	0	7	0	0	0	21
4. Other	1	0	0	0	0	0	0	1
5. Other Drug Offenses	0	0	0	1	0	0	0	1
6. NO REFERRAL SUBMITTED	0	0	0	0	0	0	0	0
<u>Community Service Agencies</u>								
1. NO REFERRAL SUBMITTED	0	0	0	0	0	0	0	0
<u>Department of Children's Services</u>								
1. In-State Runaway	3	0	0	3	0	0	0	6
2. Violation of Probation	1	2	0	1	0	0	0	4
3. Dependency / Neglect	0	0	0	1	0	0	0	1
4. NO REFERRAL SUBMITTED	0	0	0	0	0	0	0	0
<u>Other State Department</u>								
1. NO REFERRAL SUBMITTED	0	0	0	0	0	0	0	0
<u>District Attorney's Office</u>								
1. NO REFERRAL SUBMITTED	0	0	0	0	0	0	0	0

**TENNESSEE COUNCIL OF JUVENILE AND FAMILY COURT JUDGES
2008 HARDIN COUNTY JUVENILE COURT STATISTICAL DATA**

Six Most Frequent Referral Reasons by Source, Race and Sex for CY 2008

	White Male	African American Male	Other Race Male	White Female	African American Female	Other Race Female	Unknown Race or Sex	Total
<u>Court Staff</u>								
1. Contempt of Court	8	0	0	3	0	0	0	11
2. Judicial Review	3	0	0	7	0	0	0	10
3. Violation of Probation	5	0	0	0	0	0	0	5
4. Other	1	0	0	2	0	0	0	3
5. Administrative Review	1	0	0	0	0	0	0	1
6. NO REFERRAL SUBMITTED	0	0	0	0	0	0	0	0
<u>Social Agency</u>								
1. NO REFERRAL SUBMITTED	0	0	0	0	0	0	0	0
<u>Other Court</u>								
1. Contempt of Court	1	0	0	1	0	0	0	2
2. Assault	1	0	0	0	0	0	0	1
3. Other Drug Offenses	0	0	0	1	0	0	0	1
4. Possession / Consumption of Alcohol	0	0	0	1	0	0	0	1
5. NO REFERRAL SUBMITTED	0	0	0	0	0	0	0	0
<u>Victim</u>								
1. Theft of Property	2	0	0	1	0	0	0	3
2. Assault	1	0	0	0	0	0	0	1
3. Other	1	0	0	0	0	0	0	1
4. NO REFERRAL SUBMITTED	0	0	0	0	0	0	0	0
<u>Child & Parent</u>								
1. NO REFERRAL SUBMITTED	0	0	0	0	0	0	0	0
<u>Hospital</u>								
1. NO REFERRAL SUBMITTED	0	0	0	0	0	0	0	0
<u>Unknown</u>								
1. NO REFERRAL SUBMITTED	0	0	0	0	0	0	0	0
<u>Other</u>								
1. Judicial Review	46	2	0	28	1	1	0	78
2. Other	2	0	0	5	1	1	0	9
3. Contempt of Court	3	0	0	1	0	0	0	4
4. Theft of Property	0	0	0	4	0	0	0	4
5. NO REFERRAL SUBMITTED	0	0	0	0	0	0	0	0

**TENNESSEE COUNCIL OF JUVENILE AND FAMILY COURT JUDGES
2008 HARDIN COUNTY JUVENILE COURT STATISTICAL DATA**

Source of Referrals by Type of Offense, Race and Sex for CY 2008

	White Male	African American Male	Other Race Male	White Female	African American Female	Other Race Female	Unknown Race or Sex	Total
<u>Delinquent</u>								
Law Enforcement	111	5	4	21	0	1	0	142
School	17	0	0	9	4	0	0	30
Court Staff	13	0	0	3	0	0	0	16
Other	3	0	0	5	0	0	0	8
Other Court	2	0	0	3	0	0	0	5
DCS	1	2	0	1	0	0	0	4
Victim	3	0	0	1	0	0	0	4
Parents	1	0	0	1	0	0	0	2
Child & Parent	0	0	0	0	0	0	0	0
CSA	0	0	0	0	0	0	0	0
District Attorney's Office	0	0	0	0	0	0	0	0
Hospital	0	0	0	0	0	0	0	0
Other State Department	0	0	0	0	0	0	0	0
Relatives	0	0	0	0	0	0	0	0
Self	0	0	0	0	0	0	0	0
Social Agency	0	0	0	0	0	0	0	0
Unknown	0	0	0	0	0	0	0	0
Totals	151	7	4	44	4	1	0	211

<u>Status/Unruly</u>								
School	77	5	0	62	3	0	0	147
Parents	9	0	0	7	0	0	0	16
DCS	3	0	0	3	0	0	0	6
Law Enforcement	4	0	0	1	0	0	0	5
Relatives	2	1	0	2	0	0	0	5
Child & Parent	0	0	0	0	0	0	0	0
Court Staff	0	0	0	0	0	0	0	0
CSA	0	0	0	0	0	0	0	0
District Attorney's Office	0	0	0	0	0	0	0	0
Hospital	0	0	0	0	0	0	0	0
Other	0	0	0	0	0	0	0	0
Other Court	0	0	0	0	0	0	0	0
Other State Department	0	0	0	0	0	0	0	0
Self	0	0	0	0	0	0	0	0
Social Agency	0	0	0	0	0	0	0	0
Unknown	0	0	0	0	0	0	0	0
Victim	0	0	0	0	0	0	0	0
Totals	95	6	0	75	3	0	0	179

**TENNESSEE COUNCIL OF JUVENILE AND FAMILY COURT JUDGES
2008 HARDIN COUNTY JUVENILE COURT STATISTICAL DATA**

Source of Referrals by Type of Offense, Race and Sex for CY 2008

	White Male	African American Male	Other Race Male	White Female	African American Female	Other Race Female	Unknown Race or Sex	Total
<u>Dependency and Neglect</u>								
DCS	0	0	0	1	0	0	0	1
Parents	1	0	0	0	0	0	0	1
Child & Parent	0	0	0	0	0	0	0	0
Court Staff	0	0	0	0	0	0	0	0
CSA	0	0	0	0	0	0	0	0
District Attorney's Office	0	0	0	0	0	0	0	0
Hospital	0	0	0	0	0	0	0	0
Law Enforcement	0	0	0	0	0	0	0	0
Other	0	0	0	0	0	0	0	0
Other Court	0	0	0	0	0	0	0	0
Other State Department	0	0	0	0	0	0	0	0
Relatives	0	0	0	0	0	0	0	0
School	0	0	0	0	0	0	0	0
Self	0	0	0	0	0	0	0	0
Social Agency	0	0	0	0	0	0	0	0
Unknown	0	0	0	0	0	0	0	0
Victim	0	0	0	0	0	0	0	0
Totals	1	0	0	1	0	0	0	2

<u>Other Violations</u>								
Child & Parent	0	0	0	0	0	0	0	0
Court Staff	0	0	0	0	0	0	0	0
CSA	0	0	0	0	0	0	0	0
DCS	0	0	0	0	0	0	0	0
District Attorney's Office	0	0	0	0	0	0	0	0
Hospital	0	0	0	0	0	0	0	0
Law Enforcement	0	0	0	0	0	0	0	0
Other	0	0	0	0	0	0	0	0
Other Court	0	0	0	0	0	0	0	0
Other State Department	0	0	0	0	0	0	0	0
Parents	0	0	0	0	0	0	0	0
Relatives	0	0	0	0	0	0	0	0
School	0	0	0	0	0	0	0	0
Self	0	0	0	0	0	0	0	0
Social Agency	0	0	0	0	0	0	0	0
Unknown	0	0	0	0	0	0	0	0
Victim	0	0	0	0	0	0	0	0
Totals	0	0	0	0	0	0	0	0

**TENNESSEE COUNCIL OF JUVENILE AND FAMILY COURT JUDGES
2008 HARDIN COUNTY JUVENILE COURT STATISTICAL DATA**

Source of Referrals by Type of Offense, Race and Sex for CY 2008

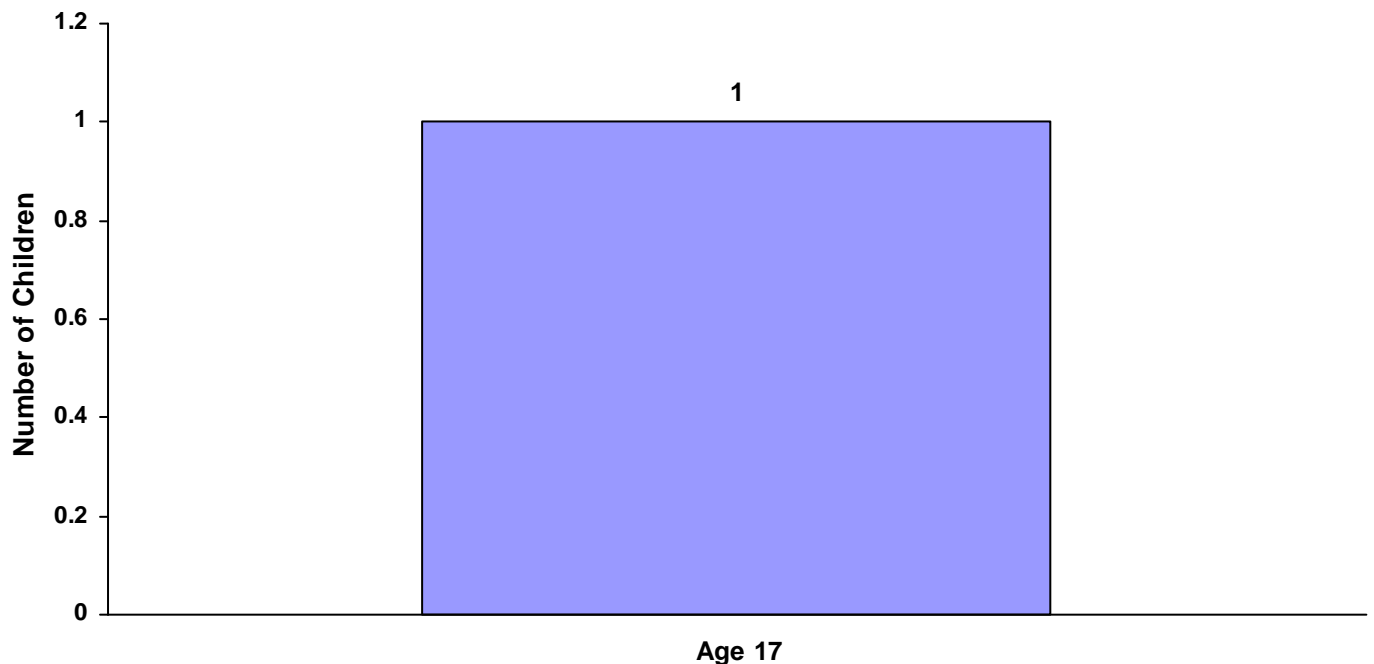
	White Male	African American Male	Other Race Male	White Female	African American Female	Other Race Female	Unknown Race or Sex	Total
<u>Special Proceedings</u>								
Other	46	2	0	28	1	1	0	78
Court Staff	4	0	0	7	0	0	0	11
Child & Parent	0	0	0	0	0	0	0	0
CSA	0	0	0	0	0	0	0	0
DCS	0	0	0	0	0	0	0	0
District Attorney's Office	0	0	0	0	0	0	0	0
Hospital	0	0	0	0	0	0	0	0
Law Enforcement	0	0	0	0	0	0	0	0
Other Court	0	0	0	0	0	0	0	0
Other State Department	0	0	0	0	0	0	0	0
Parents	0	0	0	0	0	0	0	0
Relatives	0	0	0	0	0	0	0	0
School	0	0	0	0	0	0	0	0
Self	0	0	0	0	0	0	0	0
Social Agency	0	0	0	0	0	0	0	0
Unknown	0	0	0	0	0	0	0	0
Victim	0	0	0	0	0	0	0	0
Totals	50	2	0	35	1	1	0	89
<u>Other</u>								
Law Enforcement	5	2	0	6	0	0	0	13
Parents	5	0	0	5	0	0	0	10
Other	2	0	0	5	1	1	0	9
Court Staff	1	0	0	2	0	0	0	3
Relatives	0	0	0	1	0	0	0	1
School	1	0	0	0	0	0	0	1
Victim	1	0	0	0	0	0	0	1
Child & Parent	0	0	0	0	0	0	0	0
CSA	0	0	0	0	0	0	0	0
DCS	0	0	0	0	0	0	0	0
District Attorney's Office	0	0	0	0	0	0	0	0
Hospital	0	0	0	0	0	0	0	0
Other Court	0	0	0	0	0	0	0	0
Other State Department	0	0	0	0	0	0	0	0
Self	0	0	0	0	0	0	0	0
Social Agency	0	0	0	0	0	0	0	0
Unknown	0	0	0	0	0	0	0	0
Totals	15	2	0	19	1	1	0	38
All Referral Source Totals	312	17	4	174	9	3	0	519

**TENNESSEE COUNCIL OF JUVENILE AND FAMILY COURT JUDGES
2008 HARDIN COUNTY JUVENILE COURT STATISTICAL DATA**

**Children Referred for Unlawful Carrying/Possession of a Weapon for CY 2008
Total Children = 297**

	White Male	African American Male	Other Race Male	White Female	African American Female	Other Race Female	Unknown Race or Sex	Total	% of All Children Referred
Age Under 1	0	0	0	0	0	0	0	0	0.00%
Age 1	0	0	0	0	0	0	0	0	0.00%
Age 2	0	0	0	0	0	0	0	0	0.00%
Age 3	0	0	0	0	0	0	0	0	0.00%
Age 4	0	0	0	0	0	0	0	0	0.00%
Age 5	0	0	0	0	0	0	0	0	0.00%
Age 6	0	0	0	0	0	0	0	0	0.00%
Age 7	0	0	0	0	0	0	0	0	0.00%
Age 8	0	0	0	0	0	0	0	0	0.00%
Age 9	0	0	0	0	0	0	0	0	0.00%
Age 10	0	0	0	0	0	0	0	0	0.00%
Age 11	0	0	0	0	0	0	0	0	0.00%
Age 12	0	0	0	0	0	0	0	0	0.00%
Age 13	0	0	0	0	0	0	0	0	0.00%
Age 14	0	0	0	0	0	0	0	0	0.00%
Age 15	0	0	0	0	0	0	0	0	0.00%
Age 16	0	0	0	0	0	0	0	0	0.00%
Age 17	1	0	0	0	0	0	0	1	0.34%
Age 18	0	0	0	0	0	0	0	0	0.00%
Age 19 and Over	0	0	0	0	0	0	0	0	0.00%
Totals	1	0	0	0	0	0	0	1	

Total Children Referred for Unlawfully Carrying/Possessing Weapons



**TENNESSEE COUNCIL OF JUVENILE AND FAMILY COURT JUDGES
2008 HARDIN COUNTY JUVENILE COURT STATISTICAL DATA**

Children Referred for Carrying Weapons on School Property for CY 2008

Total Children = 297

	White Male	African American Male	Other Race Male	White Female	African American Female	Other Race Female	Unknown Race or Sex	Total	% of Children Referred
Age Under 1	0	0	0	0	0	0	0	0	0.00%
Age 1	0	0	0	0	0	0	0	0	0.00%
Age 2	0	0	0	0	0	0	0	0	0.00%
Age 3	0	0	0	0	0	0	0	0	0.00%
Age 4	0	0	0	0	0	0	0	0	0.00%
Age 5	0	0	0	0	0	0	0	0	0.00%
Age 6	0	0	0	0	0	0	0	0	0.00%
Age 7	0	0	0	0	0	0	0	0	0.00%
Age 8	0	0	0	0	0	0	0	0	0.00%
Age 9	0	0	0	0	0	0	0	0	0.00%
Age 10	0	0	0	0	0	0	0	0	0.00%
Age 11	0	0	0	0	0	0	0	0	0.00%
Age 12	0	0	0	0	0	0	0	0	0.00%
Age 13	0	0	0	0	0	0	0	0	0.00%
Age 14	0	0	0	0	0	0	0	0	0.00%
Age 15	0	0	0	0	0	0	0	0	0.00%
Age 16	0	0	0	0	0	0	0	0	0.00%
Age 17	0	0	0	0	0	0	0	0	0.00%
Age 18	0	0	0	0	0	0	0	0	0.00%
Age 19 and Over	0	0	0	0	0	0	0	0	0.00%
Totals	0	0	0	0	0	0	0	0	

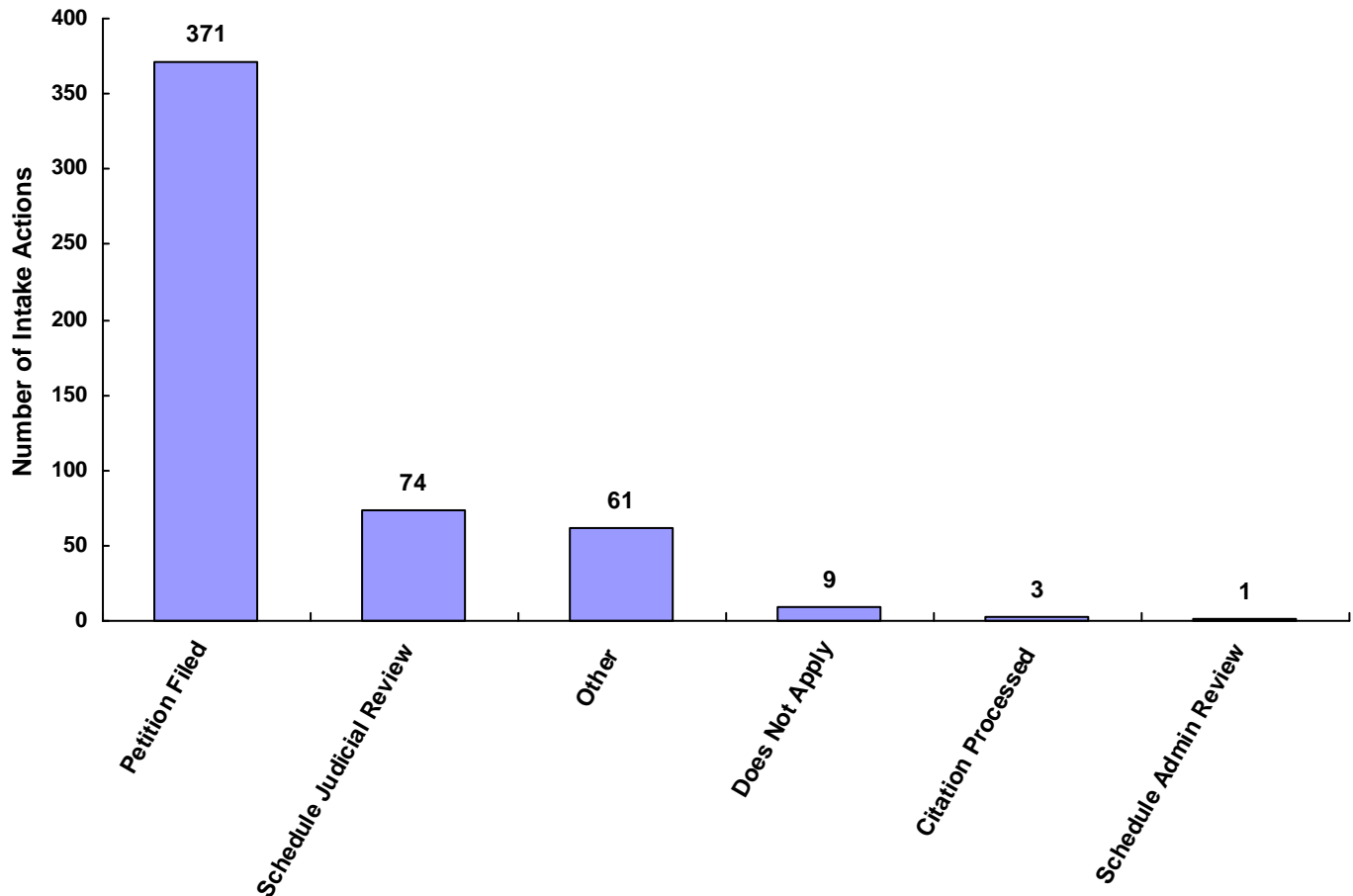
Total Children Referred for Carrying Weapons on School Property

**TENNESSEE COUNCIL OF JUVENILE AND FAMILY COURT JUDGES
2008 HARDIN COUNTY JUVENILE COURT STATISTICAL DATA**

Intake Actions at Referral by Race and Sex for CY 2008

	White Male	African American Male	Other Race Male	White Female	African American Female	Other Race Female	Unknown Race or Sex	Total	% of Total Referrals
Petition Filed	230	16	4	115	5	1	0	371	71.48%
Motion Filed	0	0	0	0	0	0	0	0	0.00%
Citation Processed	1	0	0	2	0	0	0	3	0.58%
Paternity Processed Notice	0	0	0	0	0	0	0	0	0.00%
Schedule Judicial Review	44	1	0	28	0	1	0	74	14.26%
Schedule Admin Review	1	0	0	0	0	0	0	1	0.19%
Schedule Foster Care Review	0	0	0	0	0	0	0	0	0.00%
Unknown	0	0	0	0	0	0	0	0	0.00%
Does Not Apply	6	0	0	3	0	0	0	9	1.73%
Other	30	0	0	26	4	1	0	61	11.75%
Totals	312	17	4	174	9	3	0	519	

Total Intake Actions at Referral



**TENNESSEE COUNCIL OF JUVENILE AND FAMILY COURT JUDGES
2008 HARDIN COUNTY JUVENILE COURT STATISTICAL DATA**

Intake Actions of Referrals by Class of Offense, Race and Sex for CY 2008

	White Male	African American Male	Other Race Male	White Female	African American Female	Other Race Female	Unknown Race or Sex	Total
<u>Offenses Against Persons</u>								
Petition Filed	16	1	0	1	0	0	0	18
Motion Filed	0	0	0	0	0	0	0	0
Citation Processed	0	0	0	0	0	0	0	0
Notification of Paternity Processed	0	0	0	0	0	0	0	0
Scheduling of Judicial Review	0	0	0	0	0	0	0	0
Scheduling of Administrative Review	0	0	0	0	0	0	0	0
Scheduling of Foster Care Review	0	0	0	0	0	0	0	0
Unknown	0	0	0	0	0	0	0	0
Does Not Apply	0	0	0	0	0	0	0	0
Other	0	0	0	0	0	0	0	0
Totals	16	1	0	1	0	0	0	18

<u>Offenses Against Property</u>								
Petition Filed	63	2	2	12	0	1	0	80
Does Not Apply	2	0	0	0	0	0	0	2
Motion Filed	0	0	0	0	0	0	0	0
Citation Processed	0	0	0	0	0	0	0	0
Notification of Paternity Processed	0	0	0	0	0	0	0	0
Scheduling of Judicial Review	0	0	0	0	0	0	0	0
Scheduling of Administrative Review	0	0	0	0	0	0	0	0
Scheduling of Foster Care Review	0	0	0	0	0	0	0	0
Unknown	0	0	0	0	0	0	0	0
Other	0	0	0	0	0	0	0	0
Totals	65	2	2	12	0	1	0	82

<u>Illegal Conduct</u>								
Petition Filed	39	4	2	17	2	0	0	64
Other	17	0	0	9	2	0	0	28
Scheduling of Judicial Review	9	0	0	3	0	0	0	12
Does Not Apply	4	0	0	0	0	0	0	4
Citation Processed	1	0	0	2	0	0	0	3
Motion Filed	0	0	0	0	0	0	0	0
Notification of Paternity Processed	0	0	0	0	0	0	0	0
Scheduling of Administrative Review	0	0	0	0	0	0	0	0
Scheduling of Foster Care Review	0	0	0	0	0	0	0	0
Unknown	0	0	0	0	0	0	0	0
Totals	70	4	2	31	4	0	0	111

**TENNESSEE COUNCIL OF JUVENILE AND FAMILY COURT JUDGES
2008 HARDIN COUNTY JUVENILE COURT STATISTICAL DATA**

Intake Actions of Referrals by Class of Offense, Race and Sex for CY 2008

	White Male	African American Male	Other Race Male	White Female	African American Female	Other Race Female	Unknown Race or Sex	Total
<u>Status Offenses</u>								
Petition Filed	95	6	0	74	3	0	0	178
Other	0	0	0	1	0	0	0	1
Motion Filed	0	0	0	0	0	0	0	0
Citation Processed	0	0	0	0	0	0	0	0
Notification of Paternity Processed	0	0	0	0	0	0	0	0
Scheduling of Judicial Review	0	0	0	0	0	0	0	0
Scheduling of Administrative Review	0	0	0	0	0	0	0	0
Scheduling of Foster Care Review	0	0	0	0	0	0	0	0
Unknown	0	0	0	0	0	0	0	0
Does Not Apply	0	0	0	0	0	0	0	0
Totals	95	6	0	75	3	0	0	179

<u>Dependency/Neglect</u>								
Petition Filed	1	0	0	1	0	0	0	2
Motion Filed	0	0	0	0	0	0	0	0
Citation Processed	0	0	0	0	0	0	0	0
Notification of Paternity Processed	0	0	0	0	0	0	0	0
Scheduling of Judicial Review	0	0	0	0	0	0	0	0
Scheduling of Administrative Review	0	0	0	0	0	0	0	0
Scheduling of Foster Care Review	0	0	0	0	0	0	0	0
Unknown	0	0	0	0	0	0	0	0
Does Not Apply	0	0	0	0	0	0	0	0
Other	0	0	0	0	0	0	0	0
Totals	1	0	0	1	0	0	0	2

<u>Other Violation Proceedings</u>								
Petition Filed	0	0	0	0	0	0	0	0
Motion Filed	0	0	0	0	0	0	0	0
Citation Processed	0	0	0	0	0	0	0	0
Notification of Paternity Processed	0	0	0	0	0	0	0	0
Scheduling of Judicial Review	0	0	0	0	0	0	0	0
Scheduling of Administrative Review	0	0	0	0	0	0	0	0
Scheduling of Foster Care Review	0	0	0	0	0	0	0	0
Unknown	0	0	0	0	0	0	0	0
Does Not Apply	0	0	0	0	0	0	0	0
Other	0	0	0	0	0	0	0	0
Totals	0	0	0	0	0	0	0	0

**TENNESSEE COUNCIL OF JUVENILE AND FAMILY COURT JUDGES
2008 HARDIN COUNTY JUVENILE COURT STATISTICAL DATA**

Intake Actions of Referrals by Class of Offense, Race and Sex for CY 2008

	White Male	African American Male	Other Race Male	White Female	African American Female	Other Race Female	Unknown Race or Sex	Total
<u>Parentage</u>								
Petition Filed	0	0	0	0	0	0	0	0
Motion Filed	0	0	0	0	0	0	0	0
Citation Processed	0	0	0	0	0	0	0	0
Notification of Paternity Processed	0	0	0	0	0	0	0	0
Scheduling of Judicial Review	0	0	0	0	0	0	0	0
Scheduling of Administrative Review	0	0	0	0	0	0	0	0
Scheduling of Foster Care Review	0	0	0	0	0	0	0	0
Unknown	0	0	0	0	0	0	0	0
Does Not Apply	0	0	0	0	0	0	0	0
Other	0	0	0	0	0	0	0	0
Totals	0	0	0	0	0	0	0	0
<u>Special Proceedings</u>								
Scheduling of Judicial Review	35	1	0	25	0	1	0	62
Petition Filed	10	1	0	5	0	0	0	16
Other	4	0	0	5	1	0	0	10
Scheduling of Administrative Review	1	0	0	0	0	0	0	1
Motion Filed	0	0	0	0	0	0	0	0
Citation Processed	0	0	0	0	0	0	0	0
Notification of Paternity Processed	0	0	0	0	0	0	0	0
Scheduling of Foster Care Review	0	0	0	0	0	0	0	0
Unknown	0	0	0	0	0	0	0	0
Does Not Apply	0	0	0	0	0	0	0	0
Totals	50	2	0	35	1	1	0	89
<u>Other</u>								
Other	9	0	0	11	1	1	0	22
Petition Filed	6	2	0	5	0	0	0	13
Does Not Apply	0	0	0	3	0	0	0	3
Motion Filed	0	0	0	0	0	0	0	0
Citation Processed	0	0	0	0	0	0	0	0
Notification of Paternity Processed	0	0	0	0	0	0	0	0
Scheduling of Judicial Review	0	0	0	0	0	0	0	0
Scheduling of Administrative Review	0	0	0	0	0	0	0	0
Scheduling of Foster Care Review	0	0	0	0	0	0	0	0
Unknown	0	0	0	0	0	0	0	0
Totals	15	2	0	19	1	1	0	38
All Intake Action Totals	312	17	4	174	9	3	0	519

**TENNESSEE COUNCIL OF JUVENILE AND FAMILY COURT JUDGES
2008 HARDIN COUNTY JUVENILE COURT STATISTICAL DATA**

Detention Statistics at Referral by Individual Child by Race and Sex for CY 2008

	White Male	African American Male	Other Race Male	White Female	African American Female	Other Race Female	Unknown Race or Sex	Total	% of Total Children
Does Not Apply	172	10	1	103	8	2	0	296	99.66%
Juvenile Detention Facility	1	0	0	0	0	0	0	1	0.34%
Non-Secure Placement	0	0	0	0	0	0	0	0	0.00%
Jail - Complete Separation	0	0	0	0	0	0	0	0	0.00%
Jail - Partial Separation	0	0	0	0	0	0	0	0	0.00%
Jail - No Separation	0	0	0	0	0	0	0	0	0.00%
Psychiatric Hospital	0	0	0	0	0	0	0	0	0.00%
Unknown	0	0	0	0	0	0	0	0	0.00%
Other	0	0	0	0	0	0	0	0	0.00%
Totals	173	10	1	103	8	2	0	297	

Detention Statistics at Referral by Individual Case for CY 2008

	Cases	% of Total Cases
Does Not Apply	487	99.39%
Juvenile Detention Facility	2	0.41%
Other	1	0.20%
Non-Secure Placement	0	0.00%
Jail - Complete Separation	0	0.00%
Jail - Partial Separation	0	0.00%
Jail - No Separation	0	0.00%
Psychiatric Hospital	0	0.00%
Unknown	0	0.00%
	490	100.00%

Detention Statistics above are reported separately by Child and by Case. One child may have multiple cases.

Does Not Apply: Refers to cases not eligible for detention due to the type of Referral or the decision not to detain.

**TENNESSEE COUNCIL OF JUVENILE AND FAMILY COURT JUDGES
2008 HARDIN COUNTY JUVENILE COURT STATISTICAL DATA**

Placement after Secure Detention Hearing by Individual Child by Race and Sex for CY 2008

	White Male	African American Male	Other Race Male	White Female	African American Female	Other Race Female	Unknown Race or Sex	Total	% of Total Children
Does Not Apply	172	10	1	103	8	2	0	296	99.66%
Unknown	1	0	0	0	0	0	0	1	0.34%
Returned to Prior Living Arr	0	0	0	0	0	0	0	0	0.00%
Juvenile Detention Facility	0	0	0	0	0	0	0	0	0.00%
Jail	0	0	0	0	0	0	0	0	0.00%
Shelter / Group Home	0	0	0	0	0	0	0	0	0.00%
Foster Family Home	0	0	0	0	0	0	0	0	0.00%
Psychiatric Hospital	0	0	0	0	0	0	0	0	0.00%
Other	0	0	0	0	0	0	0	0	0.00%
Totals	173	10	1	103	8	2	0	297	

Placement after Secure Detention Hearing by Individual Case for CY 2008

	Cases	% of Total Cases
Does Not Apply	488	99.59%
Returned to Prior Living Arrangement	1	0.20%
Unknown	1	0.20%
Juvenile Detention Facility	0	0.00%
Jail	0	0.00%
Shelter / Group Home	0	0.00%
Foster Family Home	0	0.00%
Psychiatric Hospital	0	0.00%
Other	0	0.00%
	490	100.00%

Detention Statistics above are reported separately by Child and by Case. One child may have multiple cases.

Does Not Apply: Refers to cases not eligible for detention due to the type of Referral or the decision not to detain.

**TENNESSEE COUNCIL OF JUVENILE AND FAMILY COURT JUDGES
2008 HARDIN COUNTY JUVENILE COURT STATISTICAL DATA**

Dispositional Procedures for CY 2008

Procedures used to Dispose or Adjust all Referrals

	Number	% of All Referrals
Formally Adjudicated	266	51.25%
Informally Adjusted	28	5.39%
Transfer to Adult Court Hearings and Charges Cleared	0	0.00%
Otherwise Handled	225	43.35%
	519	100.00%

Referrals Disposed by Formal Adjudicatory Proceedings

	Number	% of All Referrals
Dismissed	84	16.18%
Retired / Nolle Prosequi	2	0.39%
Complaint Substantiated Delinquent	137	26.40%
Complaint Substantiated Status Offender	38	7.32%
Complaint Substantiated Dependent/Neglect	5	0.96%
Complaint Substantiated Abused	0	0.00%
Complaint Substantiated Mentally Ill	0	0.00%
	266	51.25%

Referrals Disposed by Other Actions

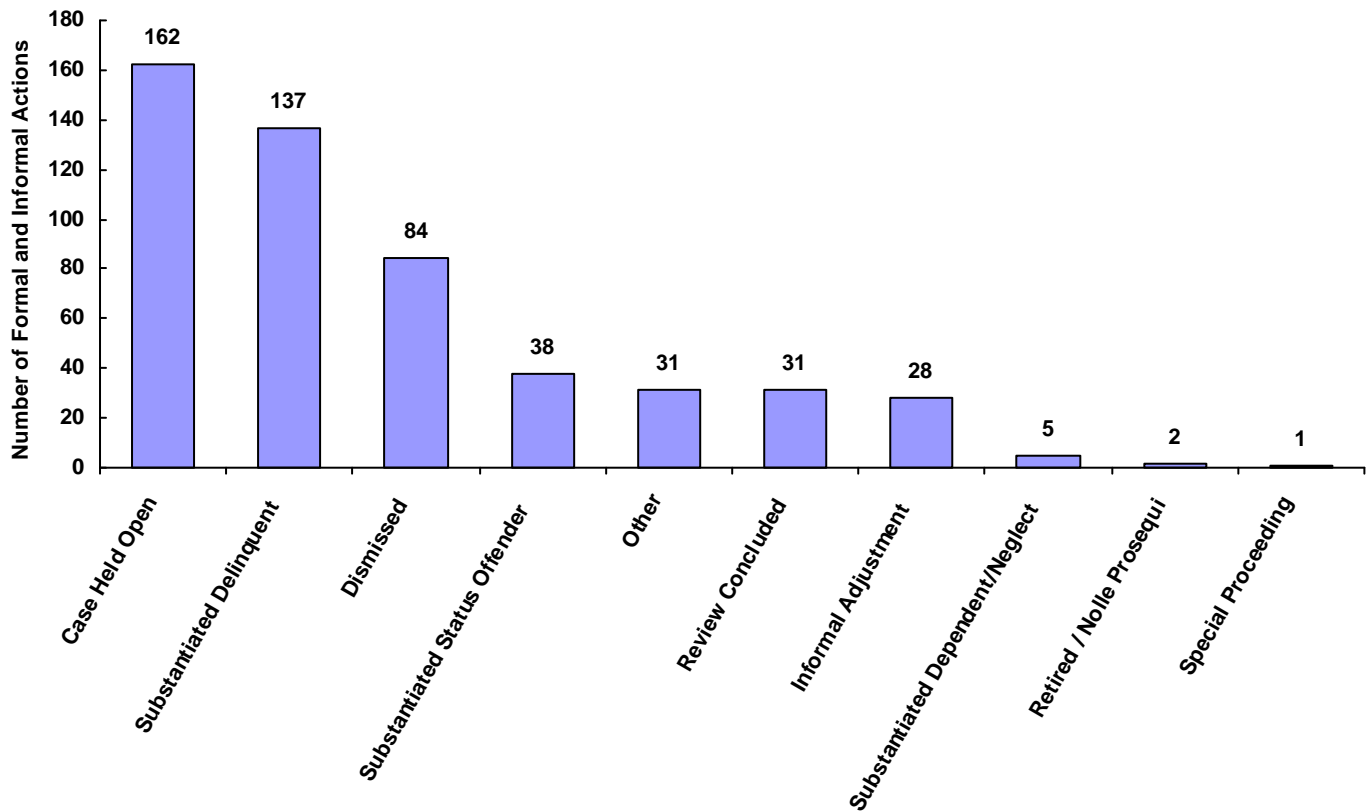
	Number	% of All Referrals
Informal Adjustment	28	5.39%
Transfer to Adult Court Hearing	0	0.00%
Charges Cleared by Transfer to Adult Court	0	0.00%
Pretrial Diversion	0	0.00%
Special Proceeding	1	0.19%
Review Concluded	31	5.97%
Case Held Open	162	31.21%
Other	31	5.97%
Unknown	0	0.00%
	253	48.73%

TENNESSEE COUNCIL OF JUVENILE AND FAMILY COURT JUDGES 2008 HARDIN COUNTY JUVENILE COURT STATISTICAL DATA

Formal and Informal Actions by Race and Sex for CY 2008

	White Male	African American Male	Other Race Male	White Female	African American Female	Other Race Female	Unknown Race or Sex	Total	% of Total Referrals
Dismissed	46	1	3	31	2	1	0	84	16.18%
Retired / Nolle Prosequi	0	0	0	2	0	0	0	2	0.39%
Substantiated Delinquent	95	7	1	31	2	1	0	137	26.40%
Substantiated Status Offender	25	1	0	12	0	0	0	38	7.32%
Substantiated Dependent/Neglect	2	0	0	3	0	0	0	5	0.96%
Substantiated Abused	0	0	0	0	0	0	0	0	0.00%
Substantiated Mentally Ill	0	0	0	0	0	0	0	0	0.00%
Informal Adjustment	17	0	0	8	3	0	0	28	5.39%
Pretrial Diversion	0	0	0	0	0	0	0	0	0.00%
Transfer to Adult Court Hearing	0	0	0	0	0	0	0	0	0.00%
Cleared by Transfer to Adult Court	0	0	0	0	0	0	0	0	0.00%
Special Proceeding	1	0	0	0	0	0	0	1	0.19%
Review Concluded	19	0	0	11	1	0	0	31	5.97%
Case Held Open	93	8	0	59	1	1	0	162	31.21%
Unknown	0	0	0	0	0	0	0	0	0.00%
Other	14	0	0	17	0	0	0	31	5.97%
Totals	312	17	4	174	9	3	0	519	

Total Formal and Informal Actions



**TENNESSEE COUNCIL OF JUVENILE AND FAMILY COURT JUDGES
2008 HARDIN COUNTY JUVENILE COURT STATISTICAL DATA**

Formal and Informal Actions by Type of Offense, Race and Sex for CY 2008

	White Male	African American Male	Other Race Male	White Female	African American Female	Other Race Female	Unknown Race or Sex	Total
<u>Delinquent</u>								
Complaint Substantiated Delinquent	91	5	1	27	2	1	0	127
Informal Adjustment	16	0	0	7	2	0	0	25
Case Held Open	18	2	0	4	0	0	0	24
Dismissed	18	0	3	1	0	0	0	22
Other	3	0	0	2	0	0	0	5
Complaint Substantiated Status Offender	3	0	0	1	0	0	0	4
Review Concluded	2	0	0	1	0	0	0	3
Retired / Nolle Prosequi	0	0	0	1	0	0	0	1
Complaint Substantiated Dependent/Neglect	0	0	0	0	0	0	0	0
Complaint Substantiated Abused	0	0	0	0	0	0	0	0
Complaint Substantiated Mentally Ill	0	0	0	0	0	0	0	0
Pretrial Diversion	0	0	0	0	0	0	0	0
Transfer to Adult Court Hearing	0	0	0	0	0	0	0	0
Charges Cleared by Transfer to Adult Court	0	0	0	0	0	0	0	0
Special Proceeding	0	0	0	0	0	0	0	0
Unknown	0	0	0	0	0	0	0	0
Totals	151	7	4	44	4	1	0	211

<u>Status</u>								
Case Held Open	59	5	0	46	1	0	0	111
Dismissed	12	0	0	11	2	0	0	25
Complaint Substantiated Status Offender	15	1	0	9	0	0	0	25
Other	3	0	0	7	0	0	0	10
Complaint Substantiated Delinquent	3	0	0	0	0	0	0	3
Complaint Substantiated Dependent/Neglect	1	0	0	2	0	0	0	3
Review Concluded	2	0	0	0	0	0	0	2
Retired / Nolle Prosequi	0	0	0	0	0	0	0	0
Complaint Substantiated Abused	0	0	0	0	0	0	0	0
Complaint Substantiated Mentally Ill	0	0	0	0	0	0	0	0
Informal Adjustment	0	0	0	0	0	0	0	0
Pretrial Diversion	0	0	0	0	0	0	0	0
Transfer to Adult Court Hearing	0	0	0	0	0	0	0	0
Charges Cleared by Transfer to Adult Court	0	0	0	0	0	0	0	0
Special Proceeding	0	0	0	0	0	0	0	0
Unknown	0	0	0	0	0	0	0	0
Totals	95	6	0	75	3	0	0	179

**TENNESSEE COUNCIL OF JUVENILE AND FAMILY COURT JUDGES
2008 HARDIN COUNTY JUVENILE COURT STATISTICAL DATA**

Formal and Informal Actions by Type of Offense, Race and Sex for CY 2008

	White Male	African American Male	Other Race Male	White Female	African American Female	Other Race Female	Unknown Race or Sex	Total
<u>Dependency and Neglect</u>								
Complaint Substantiated Dependent/Neglect	1	0	0	1	0	0	0	2
Dismissed	0	0	0	0	0	0	0	0
Retired / Nolle Prosequi	0	0	0	0	0	0	0	0
Complaint Substantiated Delinquent	0	0	0	0	0	0	0	0
Complaint Substantiated Status Offender	0	0	0	0	0	0	0	0
Complaint Substantiated Abused	0	0	0	0	0	0	0	0
Complaint Substantiated Mentally Ill	0	0	0	0	0	0	0	0
Informal Adjustment	0	0	0	0	0	0	0	0
Pretrial Diversion	0	0	0	0	0	0	0	0
Transfer to Adult Court Hearing	0	0	0	0	0	0	0	0
Charges Cleared by Transfer to Adult Court	0	0	0	0	0	0	0	0
Special Proceeding	0	0	0	0	0	0	0	0
Review Concluded	0	0	0	0	0	0	0	0
Case Held Open	0	0	0	0	0	0	0	0
Unknown	0	0	0	0	0	0	0	0
Other	0	0	0	0	0	0	0	0
Totals	1	0	0	1	0	0	0	2
<u>Other Violations</u>								
Dismissed	0	0	0	0	0	0	0	0
Retired / Nolle Prosequi	0	0	0	0	0	0	0	0
Complaint Substantiated Delinquent	0	0	0	0	0	0	0	0
Complaint Substantiated Status Offender	0	0	0	0	0	0	0	0
Complaint Substantiated Dependent/Neglect	0	0	0	0	0	0	0	0
Complaint Substantiated Abused	0	0	0	0	0	0	0	0
Complaint Substantiated Mentally Ill	0	0	0	0	0	0	0	0
Informal Adjustment	0	0	0	0	0	0	0	0
Pretrial Diversion	0	0	0	0	0	0	0	0
Transfer to Adult Court Hearing	0	0	0	0	0	0	0	0
Charges Cleared by Transfer to Adult Court	0	0	0	0	0	0	0	0
Special Proceeding	0	0	0	0	0	0	0	0
Review Concluded	0	0	0	0	0	0	0	0
Case Held Open	0	0	0	0	0	0	0	0
Unknown	0	0	0	0	0	0	0	0
Other	0	0	0	0	0	0	0	0
Totals	0	0	0	0	0	0	0	0

**TENNESSEE COUNCIL OF JUVENILE AND FAMILY COURT JUDGES
2008 HARDIN COUNTY JUVENILE COURT STATISTICAL DATA**

Formal and Informal Actions by Type of Offense, Race and Sex for CY 2008

	White Male	African American Male	Other Race Male	White Female	African American Female	Other Race Female	Unknown Race or Sex	Total
Special Proceedings								
Dismissed	15	1	0	18	0	1	0	35
Case Held Open	15	1	0	8	0	0	0	24
Review Concluded	14	0	0	7	0	0	0	21
Complaint Substantiated Status Offender	4	0	0	1	0	0	0	5
Informal Adjustment	1	0	0	1	1	0	0	3
Special Proceeding	1	0	0	0	0	0	0	1
Retired / Nolle Prosequi	0	0	0	0	0	0	0	0
Complaint Substantiated Delinquent	0	0	0	0	0	0	0	0
Complaint Substantiated Dependent/Neglect	0	0	0	0	0	0	0	0
Complaint Substantiated Abused	0	0	0	0	0	0	0	0
Complaint Substantiated Mentally Ill	0	0	0	0	0	0	0	0
Pretrial Diversion	0	0	0	0	0	0	0	0
Transfer to Adult Court Hearing	0	0	0	0	0	0	0	0
Charges Cleared by Transfer to Adult Court	0	0	0	0	0	0	0	0
Unknown	0	0	0	0	0	0	0	0
Other	0	0	0	0	0	0	0	0
Totals	50	2	0	35	1	1	0	89
Other								
Other	8	0	0	8	0	0	0	16
Complaint Substantiated Delinquent	1	2	0	4	0	0	0	7
Review Concluded	1	0	0	3	1	0	0	5
Complaint Substantiated Status Offender	3	0	0	1	0	0	0	4
Case Held Open	1	0	0	1	0	1	0	3
Dismissed	1	0	0	1	0	0	0	2
Retired / Nolle Prosequi	0	0	0	1	0	0	0	1
Complaint Substantiated Dependent/Neglect	0	0	0	0	0	0	0	0
Complaint Substantiated Abused	0	0	0	0	0	0	0	0
Complaint Substantiated Mentally Ill	0	0	0	0	0	0	0	0
Informal Adjustment	0	0	0	0	0	0	0	0
Pretrial Diversion	0	0	0	0	0	0	0	0
Transfer to Adult Court Hearing	0	0	0	0	0	0	0	0
Charges Cleared by Transfer to Adult Court	0	0	0	0	0	0	0	0
Special Proceeding	0	0	0	0	0	0	0	0
Unknown	0	0	0	0	0	0	0	0
Totals	15	2	0	19	1	1	0	38
All Action Totals	312	17	4	174	9	3	0	519

**TENNESSEE COUNCIL OF JUVENILE AND FAMILY COURT JUDGES
2008 HARDIN COUNTY JUVENILE COURT STATISTICAL DATA**

Formal and Informal Actions by Class of Referral, Race and Sex for CY 2008

	White Male	African American Male	Other Race Male	White Female	African American Female	Other Race Female	Unknown Race or Sex	Total
<u>Offenses Against Persons</u>								
Complaint Substantiated Delinquent	10	1	0	1	0	0	0	12
Case Held Open	4	0	0	0	0	0	0	4
Dismissed	2	0	0	0	0	0	0	2
Retired / Nolle Prosequi	0	0	0	0	0	0	0	0
Complaint Substantiated Status Offender	0	0	0	0	0	0	0	0
Complaint Substantiated Dependent/Neglect	0	0	0	0	0	0	0	0
Complaint Substantiated Abused	0	0	0	0	0	0	0	0
Complaint Substantiated Mentally Ill	0	0	0	0	0	0	0	0
Informal Adjustment	0	0	0	0	0	0	0	0
Pretrial Diversion	0	0	0	0	0	0	0	0
Transfer to Adult Court Hearing	0	0	0	0	0	0	0	0
Charges Cleared by Transfer to Adult Court	0	0	0	0	0	0	0	0
Special Proceeding	0	0	0	0	0	0	0	0
Review Concluded	0	0	0	0	0	0	0	0
Unknown	0	0	0	0	0	0	0	0
Other	0	0	0	0	0	0	0	0
Totals	16	1	0	1	0	0	0	18

<u>Offenses Against Property</u>								
Complaint Substantiated Delinquent	56	1	0	11	0	1	0	69
Case Held Open	6	1	0	1	0	0	0	8
Dismissed	3	0	2	0	0	0	0	5
Retired / Nolle Prosequi	0	0	0	0	0	0	0	0
Complaint Substantiated Status Offender	0	0	0	0	0	0	0	0
Complaint Substantiated Dependent/Neglect	0	0	0	0	0	0	0	0
Complaint Substantiated Abused	0	0	0	0	0	0	0	0
Complaint Substantiated Mentally Ill	0	0	0	0	0	0	0	0
Informal Adjustment	0	0	0	0	0	0	0	0
Pretrial Diversion	0	0	0	0	0	0	0	0
Transfer to Adult Court Hearing	0	0	0	0	0	0	0	0
Charges Cleared by Transfer to Adult Court	0	0	0	0	0	0	0	0
Special Proceeding	0	0	0	0	0	0	0	0
Review Concluded	0	0	0	0	0	0	0	0
Unknown	0	0	0	0	0	0	0	0
Other	0	0	0	0	0	0	0	0
Totals	65	2	2	12	0	1	0	82

**TENNESSEE COUNCIL OF JUVENILE AND FAMILY COURT JUDGES
2008 HARDIN COUNTY JUVENILE COURT STATISTICAL DATA**

Formal and Informal Actions by Class of Referral, Race and Sex for CY 2008

	White Male	African American Male	Other Race Male	White Female	African American Female	Other Race Female	Unknown Race or Sex	Total
<u>Illegal Conduct</u>								
Complaint Substantiated Delinquent	25	3	1	15	2	0	0	46
Informal Adjustment	16	0	0	7	2	0	0	25
Dismissed	13	0	1	1	0	0	0	15
Case Held Open	8	1	0	3	0	0	0	12
Other	3	0	0	2	0	0	0	5
Complaint Substantiated Status Offender	3	0	0	1	0	0	0	4
Review Concluded	2	0	0	1	0	0	0	3
Retired / Nolle Prosequi	0	0	0	1	0	0	0	1
Complaint Substantiated Dependent/Neglect	0	0	0	0	0	0	0	0
Complaint Substantiated Abused	0	0	0	0	0	0	0	0
Complaint Substantiated Mentally III	0	0	0	0	0	0	0	0
Pretrial Diversion	0	0	0	0	0	0	0	0
Transfer to Adult Court Hearing	0	0	0	0	0	0	0	0
Charges Cleared by Transfer to Adult Court	0	0	0	0	0	0	0	0
Special Proceeding	0	0	0	0	0	0	0	0
Unknown	0	0	0	0	0	0	0	0
Totals	70	4	2	31	4	0	0	111

Status Offenses

Case Held Open	59	5	0	46	1	0	0	111
Dismissed	12	0	0	11	2	0	0	25
Complaint Substantiated Status Offender	15	1	0	9	0	0	0	25
Other	3	0	0	7	0	0	0	10
Complaint Substantiated Delinquent	3	0	0	0	0	0	0	3
Complaint Substantiated Dependent/Neglect	1	0	0	2	0	0	0	3
Review Concluded	2	0	0	0	0	0	0	2
Retired / Nolle Prosequi	0	0	0	0	0	0	0	0
Complaint Substantiated Abused	0	0	0	0	0	0	0	0
Complaint Substantiated Mentally III	0	0	0	0	0	0	0	0
Informal Adjustment	0	0	0	0	0	0	0	0
Pretrial Diversion	0	0	0	0	0	0	0	0
Transfer to Adult Court Hearing	0	0	0	0	0	0	0	0
Charges Cleared by Transfer to Adult Court	0	0	0	0	0	0	0	0
Special Proceeding	0	0	0	0	0	0	0	0
Unknown	0	0	0	0	0	0	0	0
Totals	95	6	0	75	3	0	0	179

**TENNESSEE COUNCIL OF JUVENILE AND FAMILY COURT JUDGES
2008 HARDIN COUNTY JUVENILE COURT STATISTICAL DATA**

Formal and Informal Actions by Class of Referral, Race and Sex for CY 2008

	White Male	African American Male	Other Race Male	White Female	African American Female	Other Race Female	Unknown Race or Sex	Total
<u>Dependency/Neglect</u>								
Complaint Substantiated Dependent/Neglect	1	0	0	1	0	0	0	2
Dismissed	0	0	0	0	0	0	0	0
Retired / Nolle Prosequi	0	0	0	0	0	0	0	0
Complaint Substantiated Delinquent	0	0	0	0	0	0	0	0
Complaint Substantiated Status Offender	0	0	0	0	0	0	0	0
Complaint Substantiated Abused	0	0	0	0	0	0	0	0
Complaint Substantiated Mentally Ill	0	0	0	0	0	0	0	0
Informal Adjustment	0	0	0	0	0	0	0	0
Pretrial Diversion	0	0	0	0	0	0	0	0
Transfer to Adult Court Hearing	0	0	0	0	0	0	0	0
Charges Cleared by Transfer to Adult Court	0	0	0	0	0	0	0	0
Special Proceeding	0	0	0	0	0	0	0	0
Review Concluded	0	0	0	0	0	0	0	0
Case Held Open	0	0	0	0	0	0	0	0
Unknown	0	0	0	0	0	0	0	0
Other	0	0	0	0	0	0	0	0
Totals	1	0	0	1	0	0	0	2

Other Violation Proceedings

Dismissed	0	0	0	0	0	0	0	0
Retired / Nolle Prosequi	0	0	0	0	0	0	0	0
Complaint Substantiated Delinquent	0	0	0	0	0	0	0	0
Complaint Substantiated Status Offender	0	0	0	0	0	0	0	0
Complaint Substantiated Dependent/Neglect	0	0	0	0	0	0	0	0
Complaint Substantiated Abused	0	0	0	0	0	0	0	0
Complaint Substantiated Mentally Ill	0	0	0	0	0	0	0	0
Informal Adjustment	0	0	0	0	0	0	0	0
Pretrial Diversion	0	0	0	0	0	0	0	0
Transfer to Adult Court Hearing	0	0	0	0	0	0	0	0
Charges Cleared by Transfer to Adult Court	0	0	0	0	0	0	0	0
Special Proceeding	0	0	0	0	0	0	0	0
Review Concluded	0	0	0	0	0	0	0	0
Case Held Open	0	0	0	0	0	0	0	0
Unknown	0	0	0	0	0	0	0	0
Other	0	0	0	0	0	0	0	0
Totals	0	0	0	0	0	0	0	0

**TENNESSEE COUNCIL OF JUVENILE AND FAMILY COURT JUDGES
2008 HARDIN COUNTY JUVENILE COURT STATISTICAL DATA**

Formal and Informal Actions by Class of Referral, Race and Sex for CY 2008

	White Male	African American Male	Other Race Male	White Female	African American Female	Other Race Female	Unknown Race or Sex	Total
<u>Parentage</u>								
Dismissed	0	0	0	0	0	0	0	0
Retired / Nolle Prosequi	0	0	0	0	0	0	0	0
Complaint Substantiated Delinquent	0	0	0	0	0	0	0	0
Complaint Substantiated Status Offender	0	0	0	0	0	0	0	0
Complaint Substantiated Dependent/Neglect	0	0	0	0	0	0	0	0
Complaint Substantiated Abused	0	0	0	0	0	0	0	0
Complaint Substantiated Mentally Ill	0	0	0	0	0	0	0	0
Informal Adjustment	0	0	0	0	0	0	0	0
Pretrial Diversion	0	0	0	0	0	0	0	0
Transfer to Adult Court Hearing	0	0	0	0	0	0	0	0
Charges Cleared by Transfer to Adult Court	0	0	0	0	0	0	0	0
Special Proceeding	0	0	0	0	0	0	0	0
Review Concluded	0	0	0	0	0	0	0	0
Case Held Open	0	0	0	0	0	0	0	0
Unknown	0	0	0	0	0	0	0	0
Other	0	0	0	0	0	0	0	0
Totals	0	0	0	0	0	0	0	0

<u>Special Proceedings</u>								
Dismissed	15	1	0	18	0	1	0	35
Case Held Open	15	1	0	8	0	0	0	24
Review Concluded	14	0	0	7	0	0	0	21
Complaint Substantiated Status Offender	4	0	0	1	0	0	0	5
Informal Adjustment	1	0	0	1	1	0	0	3
Special Proceeding	1	0	0	0	0	0	0	1
Retired / Nolle Prosequi	0	0	0	0	0	0	0	0
Complaint Substantiated Delinquent	0	0	0	0	0	0	0	0
Complaint Substantiated Dependent/Neglect	0	0	0	0	0	0	0	0
Complaint Substantiated Abused	0	0	0	0	0	0	0	0
Complaint Substantiated Mentally Ill	0	0	0	0	0	0	0	0
Pretrial Diversion	0	0	0	0	0	0	0	0
Transfer to Adult Court Hearing	0	0	0	0	0	0	0	0
Charges Cleared by Transfer to Adult Court	0	0	0	0	0	0	0	0
Unknown	0	0	0	0	0	0	0	0
Other	0	0	0	0	0	0	0	0
Totals	50	2	0	35	1	1	0	89

**TENNESSEE COUNCIL OF JUVENILE AND FAMILY COURT JUDGES
2008 HARDIN COUNTY JUVENILE COURT STATISTICAL DATA**

Formal and Informal Actions by Class of Referral, Race and Sex for CY 2008

	White Male	African American Male	Other Race Male	White Female	African American Female	Other Race Female	Unknown Race or Sex	Total
<u>Other</u>								
Other	8	0	0	8	0	0	0	16
Complaint Substantiated Delinquent	1	2	0	4	0	0	0	7
Review Concluded	1	0	0	3	1	0	0	5
Complaint Substantiated Status Offender	3	0	0	1	0	0	0	4
Case Held Open	1	0	0	1	0	1	0	3
Dismissed	1	0	0	1	0	0	0	2
Retired / Nolle Prosequi	0	0	0	1	0	0	0	1
Complaint Substantiated Dependent/Neglect	0	0	0	0	0	0	0	0
Complaint Substantiated Abused	0	0	0	0	0	0	0	0
Complaint Substantiated Mentally Ill	0	0	0	0	0	0	0	0
Informal Adjustment	0	0	0	0	0	0	0	0
Pretrial Diversion	0	0	0	0	0	0	0	0
Transfer to Adult Court Hearing	0	0	0	0	0	0	0	0
Charges Cleared by Transfer to Adult Court	0	0	0	0	0	0	0	0
Special Proceeding	0	0	0	0	0	0	0	0
Unknown	0	0	0	0	0	0	0	0
Totals	15	2	0	19	1	1	0	38
<hr/>								
All Action Totals	312	17	4	174	9	3	0	519

**TENNESSEE COUNCIL OF JUVENILE AND FAMILY COURT JUDGES
2008 HARDIN COUNTY JUVENILE COURT STATISTICAL DATA**

Children Transferred to Adult Court by Age at Disposition Date, Race and Sex for CY 2008

Total Children = 297

	White Male	African American Male	Other Race Male	White Female	African American Female	Other Race Female	Unknown Race or Sex	Total	% of All Children Referred
Age Under 1	0	0	0	0	0	0	0	0	0.00%
Age 1	0	0	0	0	0	0	0	0	0.00%
Age 2	0	0	0	0	0	0	0	0	0.00%
Age 3	0	0	0	0	0	0	0	0	0.00%
Age 4	0	0	0	0	0	0	0	0	0.00%
Age 5	0	0	0	0	0	0	0	0	0.00%
Age 6	0	0	0	0	0	0	0	0	0.00%
Age 7	0	0	0	0	0	0	0	0	0.00%
Age 8	0	0	0	0	0	0	0	0	0.00%
Age 9	0	0	0	0	0	0	0	0	0.00%
Age 10	0	0	0	0	0	0	0	0	0.00%
Age 11	0	0	0	0	0	0	0	0	0.00%
Age 12	0	0	0	0	0	0	0	0	0.00%
Age 13	0	0	0	0	0	0	0	0	0.00%
Age 14	0	0	0	0	0	0	0	0	0.00%
Age 15	0	0	0	0	0	0	0	0	0.00%
Age 16	0	0	0	0	0	0	0	0	0.00%
Age 17	0	0	0	0	0	0	0	0	0.00%
Age 18	0	0	0	0	0	0	0	0	0.00%
Age 19 and Over	0	0	0	0	0	0	0	0	0.00%
Totals	0	0	0	0	0	0	0	0	

Total Children Transferred to Adult Court

**TENNESSEE COUNCIL OF JUVENILE AND FAMILY COURT JUDGES
2008 HARDIN COUNTY JUVENILE COURT STATISTICAL DATA**

Outcomes by Type Of Disposition, Race and Sex for CY 2008

	White Male	African American Male	Other Race Male	White Female	African American Female	Other Race Female	Unknown Race or Sex	Total
<u>General Action Codes</u>								
Held Open For Review	112	7	0	62	3	1	0	185
Case Dismissed	46	1	3	31	2	1	0	84
Public Service	55	4	0	22	2	0	0	83
No Contact Order	40	2	0	15	2	0	0	59
Restitution	43	2	0	6	0	1	0	52
Referral to Another Entity for Superv/Servc	14	3	0	19	0	0	0	36
Fine	18	3	0	14	0	0	0	35
Referral to Juvenile Court Educ-Based Pgm	12	0	0	10	0	0	0	22
Referred for Mental Health Counseling	6	1	0	8	1	0	0	16
Case Retired or Nolle Prosequi	7	0	0	8	0	0	0	15
Driver's License Held Informally	3	0	0	1	0	0	0	4
Dismissed from Informal Adjustment	1	0	0	2	1	0	0	4
Referred for Alcohol and Drug Counseling	3	0	0	0	0	0	0	3
Dismissed from Pretrial Diversion	3	0	0	0	0	0	0	3
Court Defined Curfew	2	0	0	0	0	0	0	2
Voluntary Placement with DMHMR	0	0	0	1	0	0	0	1
Warned / Counseled	0	0	0	0	0	0	0	0
Supervision / Probation to Juvenile Court	0	0	0	0	0	0	0	0
Probation to Parents	0	0	0	0	0	0	0	0
Referred to Alternative School	0	0	0	0	0	0	0	0
Referred to Private Child Agency	0	0	0	0	0	0	0	0
Referred to Defensive Driving School	0	0	0	0	0	0	0	0
Referred to Alcohol Safety School	0	0	0	0	0	0	0	0
Private Mental Health Placement	0	0	0	0	0	0	0	0
Private MR Placement	0	0	0	0	0	0	0	0
Placement with City/Cnty Agcy/Facility	0	0	0	0	0	0	0	0
Placement with Relative / Other Individual	0	0	0	0	0	0	0	0
Runaway Returned	0	0	0	0	0	0	0	0
Injunction Other than No Contact Order	0	0	0	0	0	0	0	0
House Arrest	0	0	0	0	0	0	0	0
Released from Probation	0	0	0	0	0	0	0	0
Totals	365	23	3	199	11	3	0	604

**TENNESSEE COUNCIL OF JUVENILE AND FAMILY COURT JUDGES
2008 HARDIN COUNTY JUVENILE COURT STATISTICAL DATA**

Outcomes by Type Of Disposition, Race and Sex for CY 2008

	White Male	African American Male	Other Race Male	White Female	African American Female	Other Race Female	Unknown Race or Sex	Total
<u>Formal Action Codes</u>								
Placed Under a Valid Court Order	53	4	0	37	1	0	0	95
Other Intensive Probation	22	0	0	2	0	0	0	24
DCS Commitment - Custody	16	0	0	4	0	0	0	20
DCS Probation	10	1	0	7	0	0	0	18
DCS Commitment - Suspended	8	0	0	2	0	0	0	10
DCS Commitment - Determinate	0	0	1	0	0	0	0	1
Transfer to Another Juvenile Court for Dispo	0	0	0	1	0	0	0	1
Transferred to Adult Court	0	0	0	0	0	0	0	0
DMHMR Involuntary Commitment	0	0	0	0	0	0	0	0
DCS Intensive Probation	0	0	0	0	0	0	0	0
Supervision by DCS	0	0	0	0	0	0	0	0
Parental Rights Terminated	0	0	0	0	0	0	0	0
Parental Rights Not Terminated	0	0	0	0	0	0	0	0
Totals	109	5	1	53	1	0	0	169

Special Proceedings

Court Costs	53	3	1	28	2	1	0	88
Order of Reference to DCS	3	0	0	0	0	0	0	3
Foster Care Continued	0	0	0	1	0	0	0	1
Custody Changed	1	0	0	0	0	0	0	1
Foster Care Terminated	0	0	0	0	0	0	0	0
Custody Unchanged	0	0	0	0	0	0	0	0
Visitation Changed	0	0	0	0	0	0	0	0
Visitation Unchanged	0	0	0	0	0	0	0	0
Voluntary Acknowledgement of Paternity	0	0	0	0	0	0	0	0
Paternity Determined / Child Legitimated	0	0	0	0	0	0	0	0
Paternity Not Determ/Child Not Legitimated	0	0	0	0	0	0	0	0
Child Support Granted	0	0	0	0	0	0	0	0
Child Support Amended	0	0	0	0	0	0	0	0
Child Support Denied	0	0	0	0	0	0	0	0
Child Support Terminated	0	0	0	0	0	0	0	0
Request for Medical Treatment Granted	0	0	0	0	0	0	0	0
Request for Medical Treatment Denied	0	0	0	0	0	0	0	0
Consent to Marry Granted	0	0	0	0	0	0	0	0
Consent to Marry Denied	0	0	0	0	0	0	0	0
Totals	57	3	1	29	2	1	0	93


Other Outcome Codes

Other	67	7	0	30	2	0	0	106
Totals	67	7	0	30	2	0	0	106

All Outcome Totals	598	38	5	311	16	4	0	972
---------------------------	------------	-----------	----------	------------	-----------	----------	----------	------------

TENNESSEE COUNCIL OF JUVENILE AND FAMILY COURT JUDGES
2008 HARDIN COUNTY JUVENILE COURT STATISTICAL DATA

Breakdown of Referrals by Court Personnel Executing the Action in CY 2008



	Referrals	% of Referrals
Judge	507	97.69%
Referee	0	0.00%
YSO	12	2.31%
Other	0	0.00%
Total	519	100.00%