

2008

State of Tennessee

Annual Juvenile Court Statistical Report

Hawkins County Breakdown

TABLE OF CONTENTS

Report Numbers Listed Below are shown at the Bottom of each Report, followed by the Report Page Number

	Report Number
Juvenile Court Referral Process	
Chart – The Juvenile Court Referral Process	1
Chart – Delinquent, Dependent/Neglect/Abuse, and Status/Unruly Referrals	2
Chart – Referrals by Type of Offense	3
Chart – Referrals for Status/Unruly Offenses	4
Children and Referral Counts by Race and Sex	
Table – Children with Delinquent Referrals by Race and Sex	5
Table – Children with Status/Unruly Referrals by Race and Sex	5
Table – Children with Dependency/Neglect/Abuse Allegations by Race and Sex	5
Table – Referrals Delinquent Referrals by Race and Sex	6
Table – Referrals Status/Unruly Referrals by Race and Sex	6
Table – Referrals Dependency/Neglect/Abuse Allegations by Race and Sex	6
Table/Chart – Referrals by Age Group, Race and Sex	7
Table/Chart – Children Referred by Age, Race and Sex	8
Table/Chart – Children Referred by Race and Sex	9
Table/Chart – Children of Hispanic Origin by Race and Sex	10
Table – Referrals by Type of Offense, Age Group, Race and Sex	11
Living Arrangement of the Child at Time of Referral	
Table/Chart – Living Arrangement at Time of Referral by Race and Sex	12
School Status of Individual Children at Time of Referral to Juvenile Court	
Table – Last Grade Completed by Children by Race and Sex	13
Table – Children Enrolled in School	13
Table – Children Enrolled in Special Education	13
Referral Information by Race, Sex and Class of Referral/Offense	
Table/Chart – Class of Referrals by Race and Sex	14
Table - Referrals by Class and Type of Offense by Race and Sex	15
Referral Reasons by Type, Race and Sex	
Table – Referral Reasons by Type of Offense, Race and Sex	16
Table – Top 4 Referral Reasons by Sex and Race	17
Table – Top 4 Referral Reasons by Sex, Race and Type of Offense	18
Source of Referrals to the Juvenile Court	
Table – Source of Referrals by Race and Sex	19
Table – Six Most Frequent Referral Reasons by Source, Race and Sex	20
Table – Source of Referrals by Type of Offense, Race and Sex	21
Children Referred with Weapons Charges	
Table/Chart – Children Referred for Unlawful Carrying/Possession of a Weapon by Age, Race and Sex	22
Table/Chart – Children Referred for Carrying Weapons on School Property	23
Intake Actions at Referral	
Table/Chart – Intake Actions at Referral by Race and Sex	24
Table/Chart – Intake Actions of Referrals by Class of Offense, Race and Sex	25

TABLE OF CONTENTS

Report Numbers Listed Below are shown at the Bottom of each Report, followed by the Report Page Number

	Report Number
Detention Statistics at Referral	
Table – Detention Statistics at Referral by Individual Child by Race and Sex	26
Table – Detention Statistics at Referral by Individual Case	26
Table – Placement After Secure Detention Hearing by Individual Child by Race and Sex	27
Table – Placement After Secure Detention Hearing by Individual Case	27
Dispositional Procedures	
Table – Procedures used to Dispose or Adjust All Referrals	28
Table – Referrals Disposed by Formal Adjudicatory Proceedings	28
Table – Referrals Disposed by Other Actions	28
Formal and Informal Actions	
Table/Chart – Formal and Informal Actions by Race and Sex	29
Table – Formal and Informal Actions by Type of Offense, Race and Sex	30
Table – Formal and Informal Actions by Class of Referral, Race and Sex	31
Children Transferred to Adult Court	
Table/Chart – Children Transferred to Adult Court by Age, Race and Sex	32
Outcomes by Type of Disposition	
Table – Outcomes by Type of Disposition, Race and Sex	33
Juvenile Court Referrals Disposed County-Wide Based on Number of Referrals	
Table/Chart – Breakdown of Referrals by Court Personnel Executing the Action	34

**TENNESSEE COUNCIL OF JUVENILE AND FAMILY COURT JUDGES
2008 HAWKINS COUNTY JUVENILE COURT STATISTICAL DATA**

The Juvenile Court Referral Process for CY 2008

Delinquent 772	Status 351	Dependency and Neglect 22	Other Violations 0	Special Proceedings 132	Parentage 426	Other 343
--------------------------	----------------------	-------------------------------------	------------------------------	-----------------------------------	-------------------------	---------------------



Parents, Victims, School, Relatives, State Dept, etc.
1,459

Law Enforcement
587

Pretrial Diversion, Informal Adjustment
409

Court Actions
2,046

Transfer to Adult Court Hearing
5

Charges Cleared By Transfer to Adult Court
0



Formal Adjudications
853

Special Proceeding
753


Review Concluded
7



Juvenile Court System Outcomes / Dispositions
3,673

Case Held Open
4

Other
15




Formal
191



General
1,393



Special Proceedings
1,047

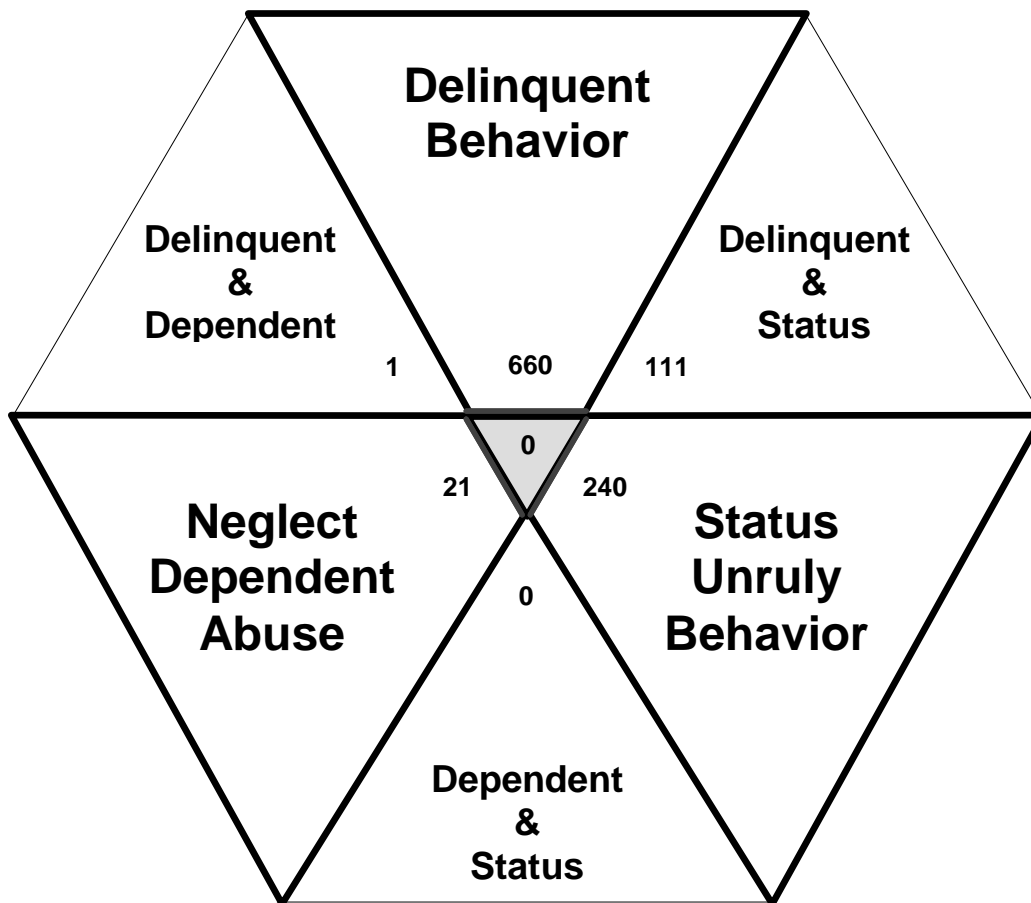


Other
1,042

**TENNESSEE COUNCIL OF JUVENILE AND FAMILY COURT JUDGES
2008 HAWKINS COUNTY JUVENILE COURT STATISTICAL DATA**

Delinquent, Dependent/Neglect/Abuse, and Status/Unruly Referrals for CY 2008

Total = 1,033



The remaining referrals are for:
Custody, Visitation, Paternity/Legitimation, Child Support,
Special Procedures and Other Referrals

Each child may be counted
in more than one category

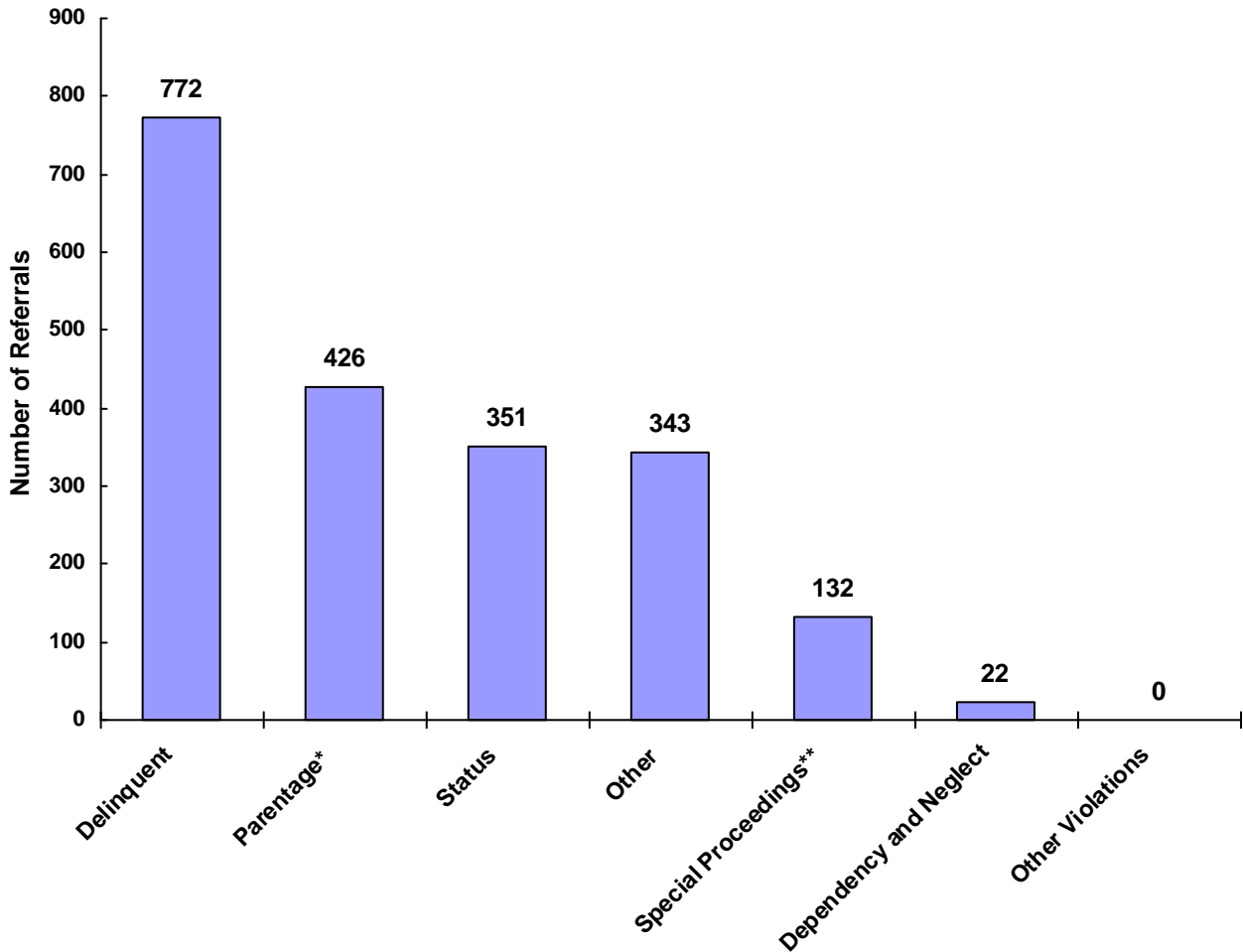
Total number of individual children for ALL referrals
disposed by juvenile courts during CY 2008 equals
1,261

Children can have referrals in multiple categories. The drawing above shows that in the year 2008 there were 660 referrals to Hawkins County Juvenile Court for children with only delinquent offenses, 240 for those with only status/unruly behavior, and 21 for children with neglect, dependent or abuse referrals during the calendar year. There were 111 referrals for children that had a delinquent AND a status/unruly referral. There were 1 referrals for children with both delinquent behavior AND a neglect, dependent or abuse allegation. There were 0 referrals for children that had both a status/unruly referral AND a neglect, dependent or abuse allegation. Also, there were 0 referrals for children that had a delinquent referral, a status/unruly referral AND a neglect, dependent or abuse allegation.

**TENNESSEE COUNCIL OF JUVENILE AND FAMILY COURT JUDGES
2008 HAWKINS COUNTY JUVENILE COURT STATISTICAL DATA**

Referrals by Type of Offense in CY 2008

Total Referrals = 2,046



* Parentage includes: Custody, Visitation, Paternity/Legitimation and Child Support

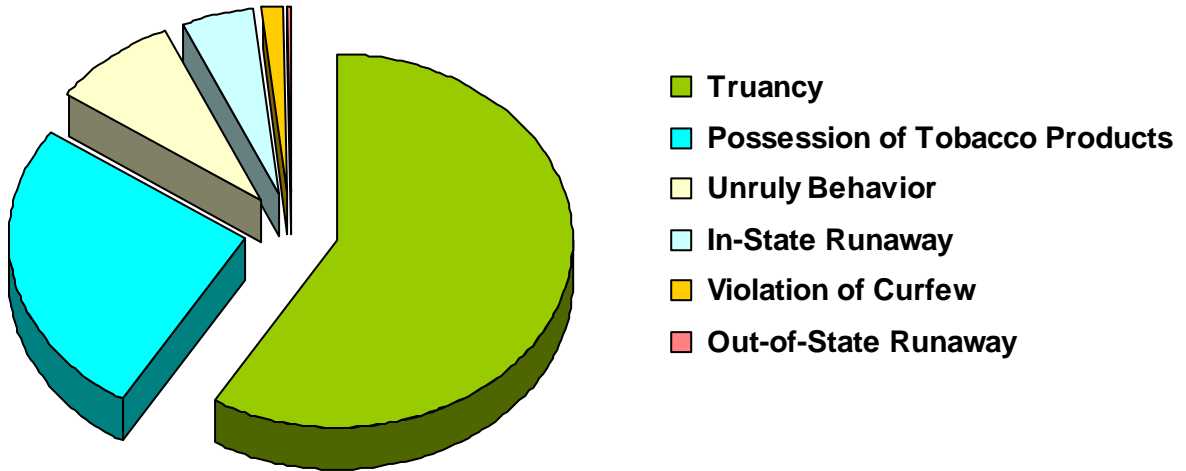
**Special Proceedings include: Judicial Review, Administrative Review, Foster Care Review, Request for Medical Treatment and Consent to Marry

Information from the Juvenile Court represents a total of 1,261 children and 1,886 cases that were reported to the TCJFCJ.

A Status offense is an offense committed by a child that if committed by an adult, would not be considered an offense or unlawful act. An example of this is smoking when not legally an adult.

**TENNESSEE COUNCIL OF JUVENILE AND FAMILY COURT JUDGES
2008 HAWKINS COUNTY JUVENILE COURT STATISTICAL DATA**

**Referrals for Status/Unruly Offenses in CY 2008
Total Status/Unruly Referrals = 351**



Referral Reason	Count	Percent
Truancy	206	58.69%
Possession of Tobacco Products	91	25.93%
Unruly Behavior	31	8.83%
In-State Runaway	17	4.84%
Violation of Curfew	5	1.42%
Out-of-State Runaway	1	0.28%
Violation of a Valid Court Order	0	0.00%
Total	351	

**TENNESSEE COUNCIL OF JUVENILE AND FAMILY COURT JUDGES
2008 HAWKINS COUNTY JUVENILE COURT STATISTICAL DATA**

Children* with Delinquent Referrals by Race and Sex for CY 2008

	White	African American	Native American	Asian	Mixed Race	Unknown Race	Total
Male	342	5	0	0	0	0	347
Female	188	1	0	0	1	0	190
Unknown Sex	0	0	0	0	0	0	
Totals	530	6	0	0	1	0	537

Children* with Status/Unruly Referrals by Race and Sex for CY 2008

	White	African American	Native American	Asian	Mixed Race	Unknown Race	Total
Male	155	3	0	0	0	0	158
Female	138	1	0	0	1	0	140
Unknown Sex	0	0	0	0	0	0	
Totals	293	4	0	0	1	0	298

Children* with Dependency/Neglect/Abuse Allegations by Race and Sex for CY 2008

	White	African American	Native American	Asian	Mixed Race	Unknown Race	Total
Male	2	0	0	0	0	0	2
Female	8	0	0	0	0	0	8
Unknown Sex	0	0	0	0	0	0	
Totals	10	0	0	0	0	0	10

* A child may be counted in more than one category

**TENNESSEE COUNCIL OF JUVENILE AND FAMILY COURT JUDGES
2008 HAWKINS COUNTY JUVENILE COURT STATISTICAL DATA**

Delinquent Referrals by Race and Sex for CY 2008

	White	African American	Native American	Asian	Mixed Race	Unknown Race	Total
Male	523	5	0	0	0	0	528
Female	241	1	0	0	2	0	244
Unknown Sex	0	0	0	0	0	0	0
Totals	764	6	0	0	2	0	772

Status/Unruly Referrals by Race and Sex for CY 2008

	White	African American	Native American	Asian	Mixed Race	Unknown Race	Total
Male	180	3	0	0	0	0	183
Female	166	1	0	0	1	0	168
Unknown Sex	0	0	0	0	0	0	0
Totals	346	4	0	0	1	0	351

Dependency/Neglect/Abuse Allegations by Race and Sex for CY 2008

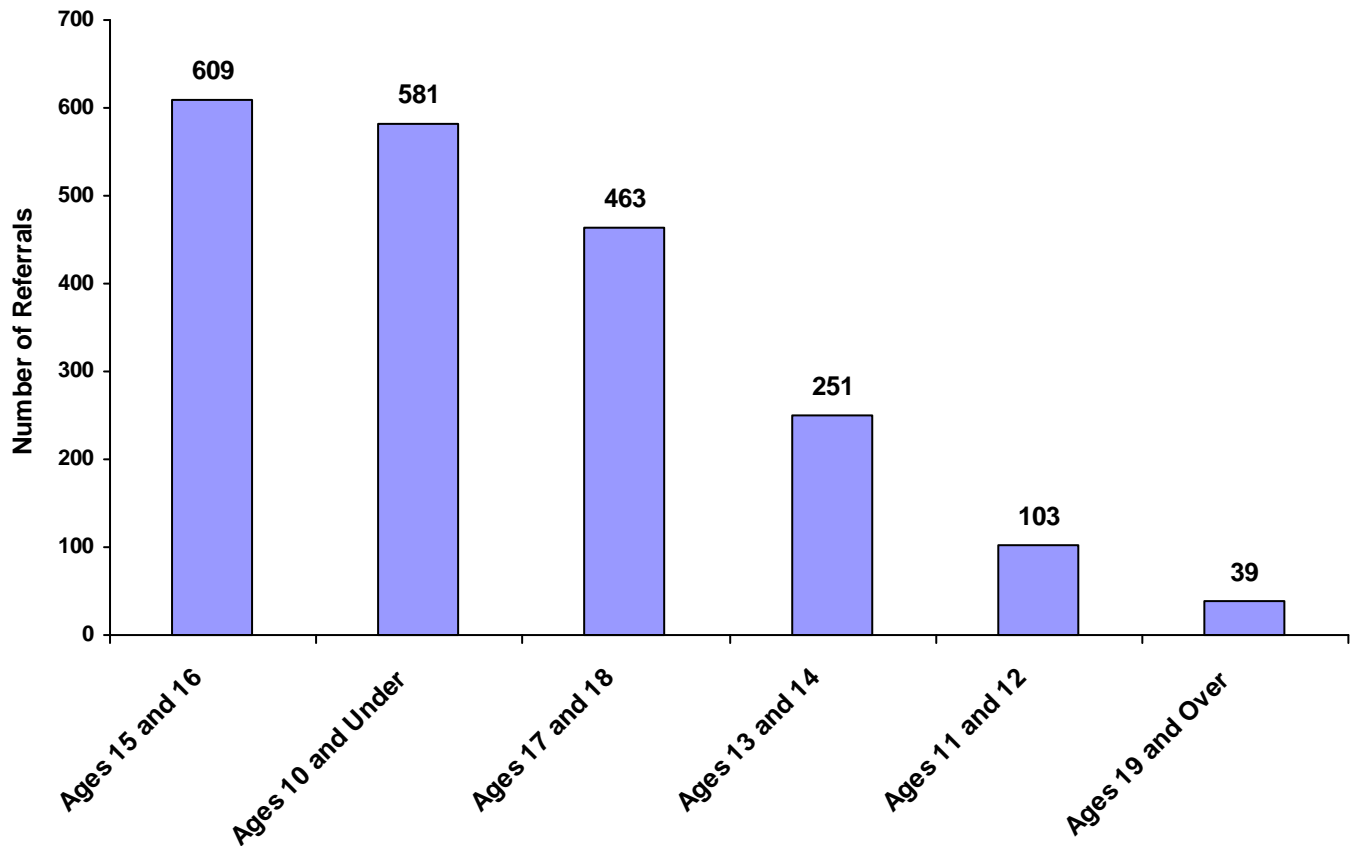
	White	African American	Native American	Asian	Mixed Race	Unknown Race	Total
Male	5	0	0	0	0	0	5
Female	17	0	0	0	0	0	17
Unknown Sex	0	0	0	0	0	0	0
Totals	22	0	0	0	0	0	22

**TENNESSEE COUNCIL OF JUVENILE AND FAMILY COURT JUDGES
2008 HAWKINS COUNTY JUVENILE COURT STATISTICAL DATA**

Referrals by Age Group, Race and Sex for CY 2008

	White Male	African American Male	Other Race Male	White Female	African American Female	Other Race Female	Unknown Race or Sex	Total	% of Total Referrals
Birth through Age 10	256	3	2	317	3	0	0	581	28.40%
Ages 11 and 12	60	0	0	42	0	1	0	103	5.03%
Ages 13 and 14	142	1	0	108	0	0	0	251	12.27%
Ages 15 and 16	360	7	0	240	0	2	0	609	29.77%
Ages 17 and 18	306	3	0	153	0	0	1	463	22.63%
Ages 19 and Over	33	0	0	6	0	0	0	39	1.91%
All Age Group Totals	1,157	14	2	866	3	3	1	2,046	

Total Referrals by Age Group

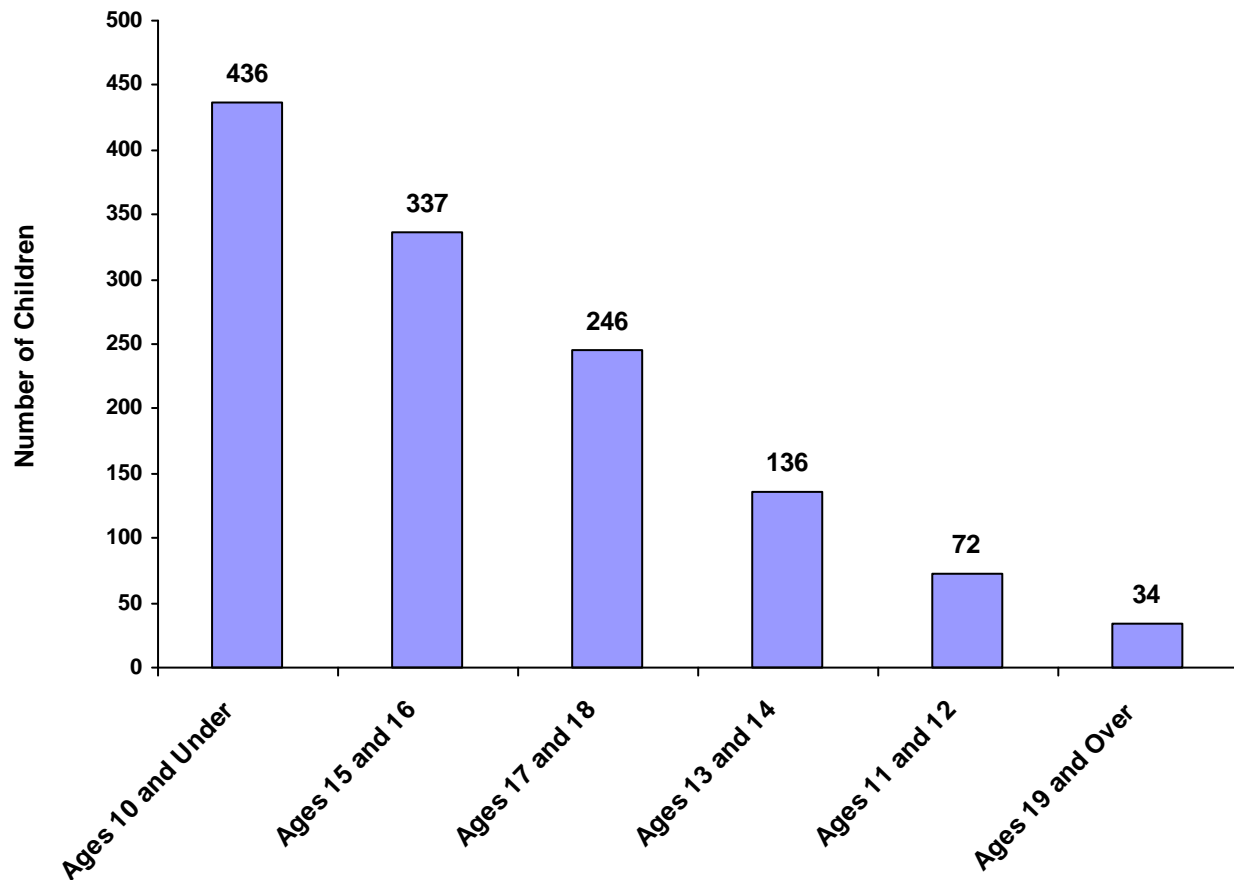


**TENNESSEE COUNCIL OF JUVENILE AND FAMILY COURT JUDGES
2008 HAWKINS COUNTY JUVENILE COURT STATISTICAL DATA**

Children Referred by Age Group, Race and Sex for CY 2008

	White Male	African American Male	Other Race Male	White Female	African American Female	Other Race Female	Unknown Race or Sex	Total	% of All Children Referred
Ages 10 and Under	199	3	2	230	2	0	0	436	34.58%
Ages 11 through 12	40	0	0	31	0	1	0	72	5.71%
Ages 13 through 14	75	1	0	60	0	0	0	136	10.79%
Ages 15 through 16	194	5	0	137	0	1	0	337	26.72%
Ages 17 through 18	151	2	0	92	0	0	1	246	19.51%
Ages 19 and Over	28	0	0	6	0	0	0	34	2.70%
Total	687	11	2	556	2	2	1	1,261	

Total Children by Age Group

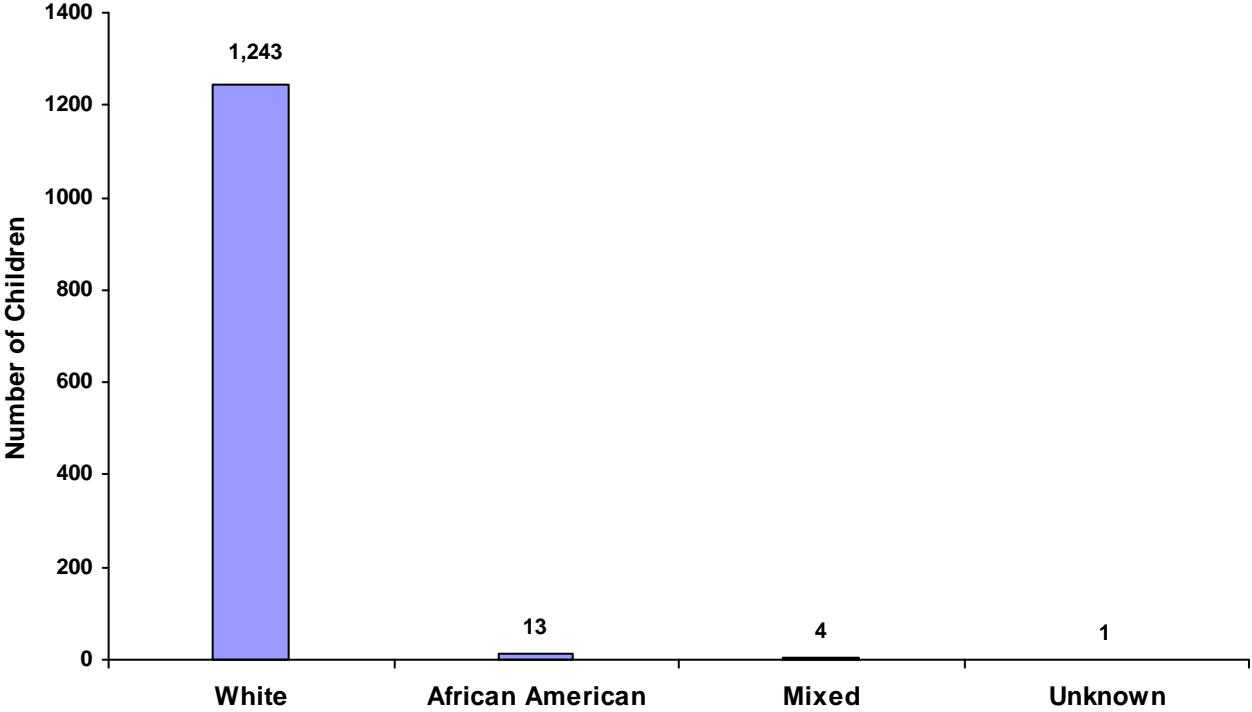


**TENNESSEE COUNCIL OF JUVENILE AND FAMILY COURT JUDGES
2008 HAWKINS COUNTY JUVENILE COURT STATISTICAL DATA**

Children Referred by Race and Sex for CY 2008

Race	Male	Female	Unknown	Total
White	687	556	0	1,243
African American	11	2	0	13
Native American	0	0	0	0
Asian	0	0	0	0
Mixed	2	2	0	4
Unknown	0	1	0	1
Total	700	561	0	1,261

Total Children by Race

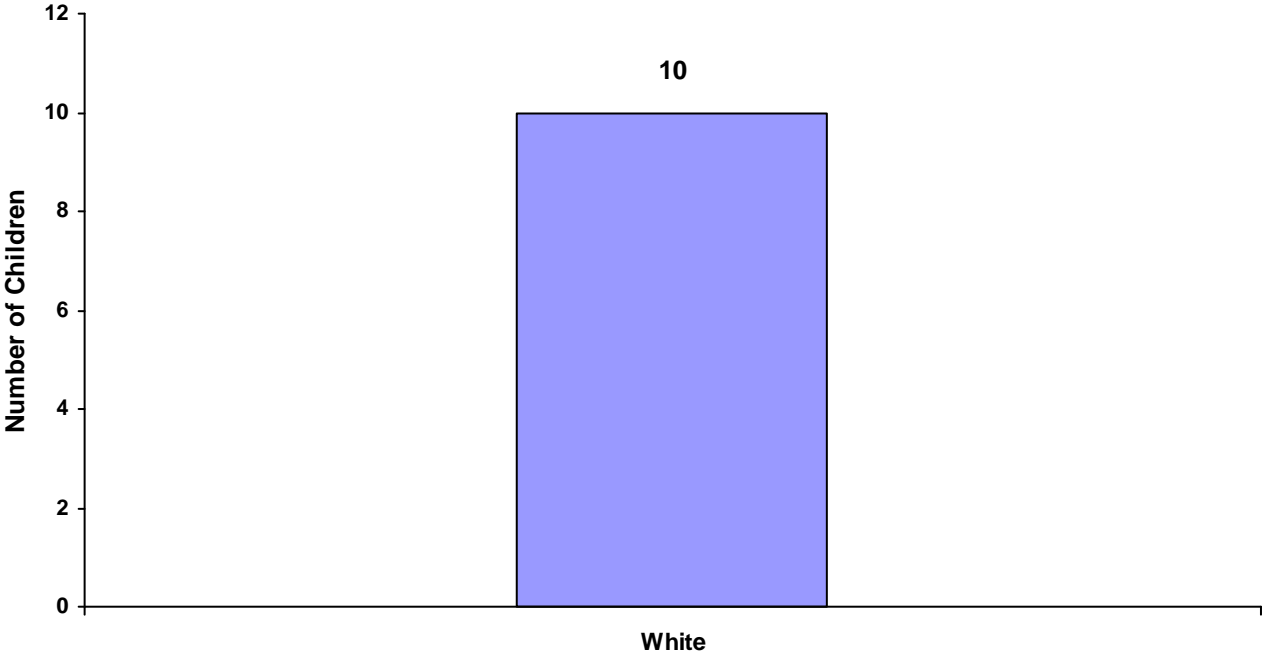


**TENNESSEE COUNCIL OF JUVENILE AND FAMILY COURT JUDGES
2008 HAWKINS COUNTY JUVENILE COURT STATISTICAL DATA**

Children of Hispanic Origin by Race and Sex for CY 2008

Race	Male	Female	Unknown	Total
White	5	5	0	10
African American	0	0	0	0
Native American	0	0	0	0
Asian	0	0	0	0
Mixed	0	0	0	0
Unknown	0	0	0	0
Total	5	5	0	10

Total Children of Hispanic Origin by Race



**TENNESSEE COUNCIL OF JUVENILE AND FAMILY COURT JUDGES
2008 HAWKINS COUNTY JUVENILE COURT STATISTICAL DATA**

Referrals by Type of Offense, Age Group, Race and Sex for CY 2008

	White Male	African American Male	Other Race Male	White Female	African American Female	Other Race Female	Unknown Race or Sex	Total
Delinquent								
Ages 10 and Under	11	0	0	4	1	0	0	16
Ages 11 through 12	17	0	0	5	0	0	0	22
Ages 13 through 14	63	1	0	32	0	0	0	96
Ages 15 through 16	215	3	0	106	0	2	0	326
Ages 17 through 18	210	1	0	92	0	0	0	303
Ages 19 and Over	7	0	0	2	0	0	0	9
Total	523	5	0	241	1	2	0	772
Status								
Ages 10 and Under	17	1	0	23	1	0	0	42
Ages 11 through 12	12	0	0	16	0	1	0	29
Ages 13 through 14	36	0	0	33	0	0	0	69
Ages 15 through 16	69	1	0	66	0	0	0	136
Ages 17 through 18	46	1	0	28	0	0	0	75
Ages 19 and Over	0	0	0	0	0	0	0	0
Total	180	3	0	166	1	1	0	351
Dependency and Neglect								
Ages 10 and Under	4	0	0	12	0	0	0	16
Ages 11 through 12	1	0	0	1	0	0	0	2
Ages 13 through 14	0	0	0	2	0	0	0	2
Ages 15 through 16	0	0	0	2	0	0	0	2
Ages 17 through 18	0	0	0	0	0	0	0	0
Ages 19 and Over	0	0	0	0	0	0	0	0
Total	5	0	0	17	0	0	0	22
Other Violations								
Ages 10 and Under	0	0	0	0	0	0	0	0
Ages 11 through 12	0	0	0	0	0	0	0	0
Ages 13 through 14	0	0	0	0	0	0	0	0
Ages 15 through 16	0	0	0	0	0	0	0	0
Ages 17 through 18	0	0	0	0	0	0	0	0
Ages 19 and Over	0	0	0	0	0	0	0	0
Total	0	0	0	0	0	0	0	0

**TENNESSEE COUNCIL OF JUVENILE AND FAMILY COURT JUDGES
2008 HAWKINS COUNTY JUVENILE COURT STATISTICAL DATA**

Referrals by Type of Offense, Age Group, Race and Sex for CY 2008

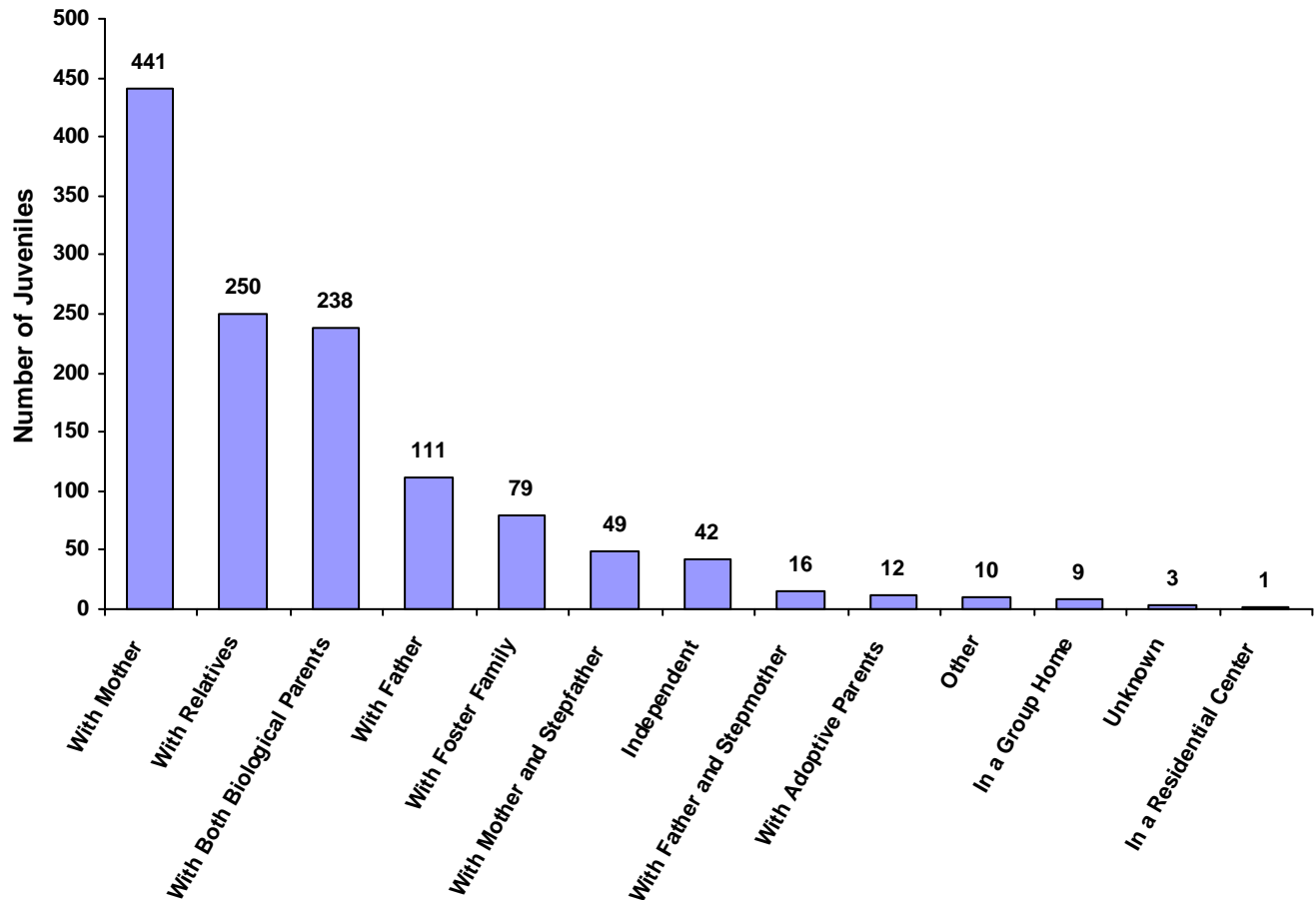
	White Male	African American Male	Other Race Male	White Female	African American Female	Other Race Female	Unknown Race or Sex	Total
Special Proceedings								
Ages 10 and Under	169	0	2	210	0	0	0	381
Ages 11 through 12	20	0	0	14	0	0	0	34
Ages 13 through 14	25	0	0	25	0	0	0	50
Ages 15 through 16	32	2	0	27	0	0	0	61
Ages 17 through 18	14	0	0	17	0	0	1	32
Ages 19 and Over	0	0	0	0	0	0	0	0
Total	260	2	2	293	0	0	1	558
Other								
Ages 10 and Under	55	2	0	68	1	0	0	126
Ages 11 through 12	10	0	0	6	0	0	0	16
Ages 13 through 14	18	0	0	16	0	0	0	34
Ages 15 through 16	44	1	0	39	0	0	0	84
Ages 17 through 18	36	1	0	16	0	0	0	53
Ages 19 and Over	26	0	0	4	0	0	0	30
Total	189	4	0	149	1	0	0	343
Grand Total	1,157	14	2	866	3	3	1	2,046

TENNESSEE COUNCIL OF JUVENILE AND FAMILY COURT JUDGES 2008 HAWKINS COUNTY JUVENILE COURT STATISTICAL DATA

Living Arrangement of Juveniles by Race and Sex for CY 2008

	White Male	African American Male	Other Race Male	White Female	African American Female	Other Race Female	Unknown Race or Sex	Total	% of All Children Referred
With Both Biological Parents	153	4	0	81	0	0	0	238	18.87%
With Father and Stepmother	12	0	0	4	0	0	0	16	1.27%
With Mother and Stepfather	26	0	0	23	0	0	0	49	3.89%
With Mother	231	4	0	204	1	1	0	441	34.97%
With Father	67	0	1	43	0	0	0	111	8.80%
With Relatives	111	0	1	138	0	0	0	250	19.83%
With Adoptive Parents	4	0	0	7	0	1	0	12	0.95%
With Foster Family	38	2	0	38	1	0	0	79	6.26%
In a Group Home	7	1	0	1	0	0	0	9	0.71%
In a Residential Center	1	0	0	0	0	0	0	1	0.08%
In an Institution	0	0	0	0	0	0	0	0	0.00%
Independent	32	0	0	10	0	0	0	42	3.33%
Unknown	1	0	0	2	0	0	0	3	0.24%
Other	4	0	0	5	0	0	1	10	0.79%
Totals	687	11	2	556	2	2	1	1,261	

Living Arrangement of Juveniles



**TENNESSEE COUNCIL OF JUVENILE AND FAMILY COURT JUDGES
2008 HAWKINS COUNTY JUVENILE COURT STATISTICAL DATA**

Last Grade Completed by Children by Race and Sex for CY 2008

	White Male	African American Male	Other Race Male	White Female	African American Female	Other Race Female	Unknown Race or Sex	Total	% of All Children Referred
Too Young for School	109	2	2	127	1	0	0	241	19.11%
Preschool	8	1	0	18	0	0	0	27	2.14%
Kindergarten	7	0	0	8	0	0	0	15	1.19%
1st Grade	16	0	0	22	0	0	0	38	3.01%
2nd Grade	11	0	0	10	1	0	0	22	1.74%
3rd Grade	12	0	0	26	0	0	0	38	3.01%
4th Grade	23	0	0	13	0	0	0	36	2.85%
5th Grade	10	0	0	5	0	0	0	15	1.19%
6th Grade	28	0	0	18	0	0	0	46	3.65%
7th Grade	31	0	0	31	0	0	0	62	4.92%
8th Grade	46	1	0	43	0	0	0	90	7.14%
9th Grade	81	5	0	42	0	0	0	128	10.15%
10th Grade	97	0	0	63	0	1	0	161	12.77%
11th Grade	110	2	0	72	0	0	1	185	14.67%
12th Grade	10	0	0	10	0	0	0	20	1.59%
Non-Graded Special Ed	0	0	0	0	0	0	0	0	0.00%
GED	4	0	0	0	0	0	0	4	0.32%
Graduated	33	0	0	10	0	0	0	43	3.41%
Never Attended School	0	0	0	0	0	0	0	0	0.00%
Unknown	48	0	0	32	0	1	0	81	6.42%
Other	3	0	0	6	0	0	0	9	0.71%
Totals	687	11	2	556	2	2	1	1,261	

Children Enrolled in School

	Children	% of All Children
Enrolled	948	75.18%
Not Enrolled	311	24.66%
Unknown	2	0.16%
	1,261	

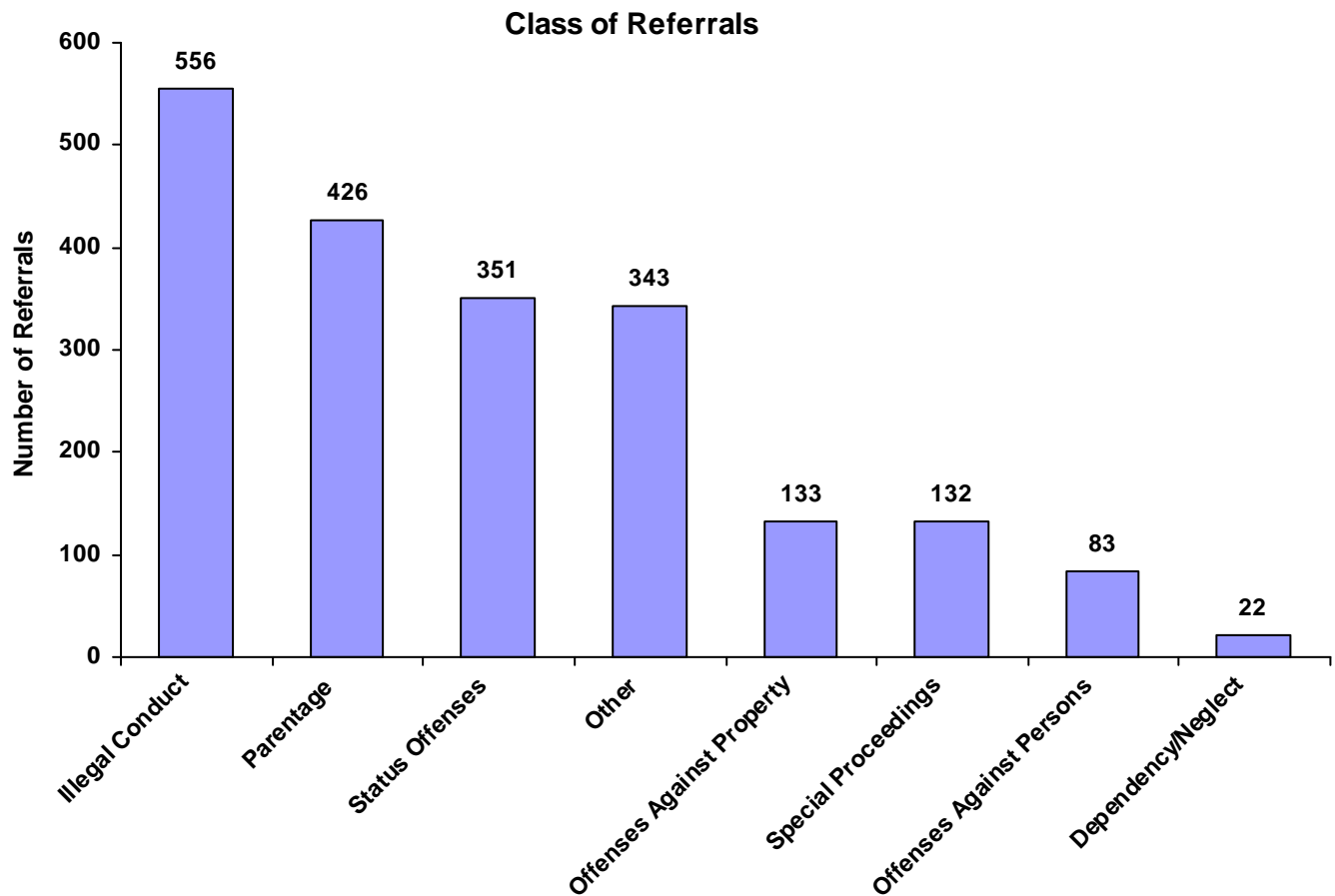
Children Enrolled in Special Education

	Children	% of All Children
Enrolled	41	3.25%
Not Enrolled	1,148	91.04%
Unknown	72	5.71%
	1,261	

**TENNESSEE COUNCIL OF JUVENILE AND FAMILY COURT JUDGES
2008 HAWKINS COUNTY JUVENILE COURT STATISTICAL DATA**

Class of Referrals by Race and Sex for CY 2008

	White Male	African American Male	Other Race Male	White Female	African American Female	Other Race Female	Unknown Race or Sex	Total	% of Total Referrals
Offenses Against Persons	63	0	0	20	0	0	0	83	4.06%
Offenses Against Property	105	2	0	26	0	0	0	133	6.50%
Illegal Conduct	355	3	0	195	1	2	0	556	27.17%
Status Offenses	180	3	0	166	1	1	0	351	17.16%
Dependency/Neglect	5	0	0	17	0	0	0	22	1.08%
Other Violation Proceedings	0	0	0	0	0	0	0	0	0.00%
Parentage	196	0	2	227	0	0	1	426	20.82%
Special Proceedings	64	2	0	66	0	0	0	132	6.45%
Other	189	4	0	149	1	0	0	343	16.76%
Totals	1,157	14	2	866	3	3	1	2,046	



**TENNESSEE COUNCIL OF JUVENILE AND FAMILY COURT JUDGES
2008 HAWKINS COUNTY JUVENILE COURT STATISTICAL DATA**

Referrals by Class and Type Of Offense by Race and Sex for CY 2008

	White Male	African American Male	Other Race Male	White Female	African American Female	Other Race Female	Unknown Race or Sex	Total
<u>Offenses Against Persons</u>								
Assault	45	0	0	20	0	0	0	65
Aggravated Assault	5	0	0	0	0	0	0	5
Reckless Endangerment	4	0	0	0	0	0	0	4
Aggravated Sexual Battery	3	0	0	0	0	0	0	3
Other Sexual Offenses	2	0	0	0	0	0	0	2
Esp. Aggravated Kidnapping	1	0	0	0	0	0	0	1
Rape	1	0	0	0	0	0	0	1
Vehicular Homicide	1	0	0	0	0	0	0	1
Robbery	1	0	0	0	0	0	0	1
Criminal Homicide	0	0	0	0	0	0	0	0
1st Degree Murder	0	0	0	0	0	0	0	0
2nd Degree Murder	0	0	0	0	0	0	0	0
Aggravated Rape	0	0	0	0	0	0	0	0
Rape of a Child	0	0	0	0	0	0	0	0
Aggravated Vehicular Homicide	0	0	0	0	0	0	0	0
Esp. Aggravated Robbery	0	0	0	0	0	0	0	0
Aggravated Robbery	0	0	0	0	0	0	0	0
Aggravated Kidnapping	0	0	0	0	0	0	0	0
Aggravated Child Abuse / Neglect	0	0	0	0	0	0	0	0
Voluntary Manslaughter	0	0	0	0	0	0	0	0
Sexual Abuse of a Child	0	0	0	0	0	0	0	0
Criminally Negligent Homicide	0	0	0	0	0	0	0	0
Attempted Crime Against a Person	0	0	0	0	0	0	0	0
Totals	63	0	0	20	0	0	0	83
<u>Offenses Against Property</u>								
Theft of Property	41	2	0	16	0	0	0	59
Vandalism	33	0	0	7	0	0	0	40
Burglary	24	0	0	1	0	0	0	25
Aggravated Burglary	5	0	0	2	0	0	0	7
Forgery	2	0	0	0	0	0	0	2
Aggravated Arson	0	0	0	0	0	0	0	0
Arson	0	0	0	0	0	0	0	0
Worthless Checks	0	0	0	0	0	0	0	0
Illegal Poss/Use of Credit/Debit Cards	0	0	0	0	0	0	0	0
Unauthorized Use of a Vehicle	0	0	0	0	0	0	0	0
Cruelty to Animals	0	0	0	0	0	0	0	0
Totals	105	2	0	26	0	0	0	133

**TENNESSEE COUNCIL OF JUVENILE AND FAMILY COURT JUDGES
2008 HAWKINS COUNTY JUVENILE COURT STATISTICAL DATA**

Referrals by Class and Type Of Offense by Race and Sex for CY 2008

	White Male	African American Male	Other Race Male	White Female	African American Female	Other Race Female	Unknown Race or Sex	Total
<u>Illegal Conduct</u>								
Traffic	139	2	0	77	0	0	0	218
Violation of Probation	72	0	0	42	1	0	0	115
Disorderly Conduct	32	1	0	25	0	2	0	60
Other Drug Offenses	21	0	0	12	0	0	0	33
Possession of Controlled Substances	20	0	0	8	0	0	0	28
Possession/Consumption of Alcohol	21	0	0	7	0	0	0	28
Criminal Trespass	16	0	0	3	0	0	0	19
Resist Stop/Frisk/Halt/Arrest/Search	5	0	0	5	0	0	0	10
Unlawful Carrying / Poss of a Weapon	7	0	0	2	0	0	0	9
Filing a False Police Report	4	0	0	3	0	0	0	7
Local Ordinances	5	0	0	1	0	0	0	6
Harassment	1	0	0	4	0	0	0	5
Public Intoxication	4	0	0	1	0	0	0	5
Carrying Weapons on School Property	4	0	0	0	0	0	0	4
Evading Arrest	2	0	0	2	0	0	0	4
Contempt of Court	2	0	0	2	0	0	0	4
Criminal Impersonation	0	0	0	1	0	0	0	1
Sale of Controlled Substances	0	0	0	0	0	0	0	0
Criminal Attempt	0	0	0	0	0	0	0	0
Escape	0	0	0	0	0	0	0	0
Driving Under Influence (DUI)	0	0	0	0	0	0	0	0
Aggravated Criminal Trespass	0	0	0	0	0	0	0	0
Failure to Appear	0	0	0	0	0	0	0	0
Gambling	0	0	0	0	0	0	0	0
Violation of Wildlife Regulations	0	0	0	0	0	0	0	0
Violation of Aftercare	0	0	0	0	0	0	0	0
Totals	355	3	0	195	1	2	0	556
<u>Status Offenses</u>								
Truancy	97	2	0	106	1	0	0	206
Possession of Tobacco Products	62	0	0	29	0	0	0	91
Unruly Behavior	11	1	0	18	0	1	0	31
In-State Runaway	5	0	0	12	0	0	0	17
Violation of Curfew	4	0	0	1	0	0	0	5
Out-of-State Runaway	1	0	0	0	0	0	0	1
Violation of a Valid Court Order	0	0	0	0	0	0	0	0
Totals	180	3	0	166	1	1	0	351
<u>Dependency/Neglect</u>								
Termination of Parental Rights	3	0	0	9	0	0	0	12
Dependency / Neglect	2	0	0	8	0	0	0	10
Sexually Abused Child	0	0	0	0	0	0	0	0
Physically Abused Child	0	0	0	0	0	0	0	0
Totals	5	0	0	17	0	0	0	22

**TENNESSEE COUNCIL OF JUVENILE AND FAMILY COURT JUDGES
2008 HAWKINS COUNTY JUVENILE COURT STATISTICAL DATA**

Referrals by Class and Type Of Offense by Race and Sex for CY 2008

	White Male	African American Male	Other Race Male	White Female	African American Female	Other Race Female	Unknown Race or Sex	Total
<u>Other Violation Proceedings</u>								
Violation of Pretrial Diversion	0	0	0	0	0	0	0	0
Violation of Informal Adjustment	0	0	0	0	0	0	0	0
Totals	0	0	0	0	0	0	0	0
<u>Parentage</u>								
Custody	170	0	2	193	0	0	1	366
Visitation	12	0	0	20	0	0	0	32
Paternity / Legitimation	12	0	0	12	0	0	0	24
Child Support	2	0	0	2	0	0	0	4
Totals	196	0	2	227	0	0	1	426
<u>Special Proceedings</u>								
Foster Care Review	63	2	0	65	0	0	0	130
Judicial Review	1	0	0	1	0	0	0	2
Administrative Review	0	0	0	0	0	0	0	0
Request for Medical Treatment	0	0	0	0	0	0	0	0
Consent to Marry	0	0	0	0	0	0	0	0
Totals	64	2	0	66	0	0	0	132
<u>Other</u>								
Other	189	4	0	149	1	0	0	343
Totals	189	4	0	149	1	0	0	343
All Referral Totals	1,157	14	2	866	3	3	1	2,046

**TENNESSEE COUNCIL OF JUVENILE AND FAMILY COURT JUDGES
2008 HAWKINS COUNTY JUVENILE COURT STATISTICAL DATA**

Referral Reasons by Type of Offense, Race and Sex for CY 2008

	White Male	African American Male	Other Race Male	White Female	African American Female	Other Race Female	Unknown Race or Sex	Total
Delinquent								
Traffic	139	2	0	77	0	0	0	218
Violation of Probation	72	0	0	42	1	0	0	115
Assault	45	0	0	20	0	0	0	65
Disorderly Conduct	32	1	0	25	0	2	0	60
Theft of Property	41	2	0	16	0	0	0	59
Vandalism	33	0	0	7	0	0	0	40
Other Drug Offenses	21	0	0	12	0	0	0	33
Possession of Controlled Substances	20	0	0	8	0	0	0	28
Possession/Consumption of Alcohol	21	0	0	7	0	0	0	28
Burglary	24	0	0	1	0	0	0	25
Criminal Trespass	16	0	0	3	0	0	0	19
Resist Stop/Frisk/Halt/Arrest/Search	5	0	0	5	0	0	0	10
Unlawful Carrying / Poss of a Weapon	7	0	0	2	0	0	0	9
Aggravated Burglary	5	0	0	2	0	0	0	7
Filing a False Police Report	4	0	0	3	0	0	0	7
Local Ordinances	5	0	0	1	0	0	0	6
Aggravated Assault	5	0	0	0	0	0	0	5
Harassment	1	0	0	4	0	0	0	5
Public Intoxication	4	0	0	1	0	0	0	5
Reckless Endangerment	4	0	0	0	0	0	0	4
Carrying Weapons on School Property	4	0	0	0	0	0	0	4
Evading Arrest	2	0	0	2	0	0	0	4
Contempt of Court	2	0	0	2	0	0	0	4
Aggravated Sexual Battery	3	0	0	0	0	0	0	3
Other Sexual Offenses	2	0	0	0	0	0	0	2
Forgery	2	0	0	0	0	0	0	2
Esp. Aggravated Kidnapping	1	0	0	0	0	0	0	1
Rape	1	0	0	0	0	0	0	1
Vehicular Homicide	1	0	0	0	0	0	0	1
Robbery	1	0	0	0	0	0	0	1
Criminal Impersonation	0	0	0	1	0	0	0	1
Criminal Homicide	0	0	0	0	0	0	0	0
1st Degree Murder	0	0	0	0	0	0	0	0
2nd Degree Murder	0	0	0	0	0	0	0	0
Aggravated Rape	0	0	0	0	0	0	0	0
Rape of a Child	0	0	0	0	0	0	0	0
Aggravated Vehicular Homicide	0	0	0	0	0	0	0	0
Esp. Aggravated Robbery	0	0	0	0	0	0	0	0
Aggravated Robbery	0	0	0	0	0	0	0	0
Aggravated Kidnapping	0	0	0	0	0	0	0	0
Aggravated Child Abuse / Neglect	0	0	0	0	0	0	0	0
Voluntary Manslaughter	0	0	0	0	0	0	0	0
Sexual Abuse of a Child	0	0	0	0	0	0	0	0
Criminally Negligent Homicide	0	0	0	0	0	0	0	0
Attempted Crime Against a Person	0	0	0	0	0	0	0	0
Aggravated Arson	0	0	0	0	0	0	0	0
Arson	0	0	0	0	0	0	0	0
Worthless Checks	0	0	0	0	0	0	0	0
Illegal Poss/Use of Credit/Debit Cards	0	0	0	0	0	0	0	0
Unauthorized Use of a Vehicle	0	0	0	0	0	0	0	0
Cruelty to Animals	0	0	0	0	0	0	0	0
Sale of Controlled Substances	0	0	0	0	0	0	0	0

**TENNESSEE COUNCIL OF JUVENILE AND FAMILY COURT JUDGES
2008 HAWKINS COUNTY JUVENILE COURT STATISTICAL DATA**

Referral Reasons by Type of Offense, Race and Sex for CY 2008

	White Male	African American Male	Other Race Male	White Female	African American Female	Other Race Female	Unknown Race or Sex	Total
<u>Delinquent</u>								
Criminal Attempt	0	0	0	0	0	0	0	0
Escape	0	0	0	0	0	0	0	0
Driving Under Influence (DUI)	0	0	0	0	0	0	0	0
Aggravated Criminal Trespass	0	0	0	0	0	0	0	0
Failure to Appear	0	0	0	0	0	0	0	0
Gambling	0	0	0	0	0	0	0	0
Violation of Wildlife Regulations	0	0	0	0	0	0	0	0
Violation of Aftercare	0	0	0	0	0	0	0	0
Totals	523	5	0	241	1	2	0	772
<u>Status</u>								
Truancy	97	2	0	106	1	0	0	206
Possession of Tobacco Products	62	0	0	29	0	0	0	91
Unruly Behavior	11	1	0	18	0	1	0	31
In-State Runaway	5	0	0	12	0	0	0	17
Violation of Curfew	4	0	0	1	0	0	0	5
Out-of-State Runaway	1	0	0	0	0	0	0	1
Violation of a Valid Court Order	0	0	0	0	0	0	0	0
Totals	180	3	0	166	1	1	0	351
<u>Dependency and Neglect</u>								
Termination of Parental Rights	3	0	0	9	0	0	0	12
Dependency / Neglect	2	0	0	8	0	0	0	10
Sexually Abused Child	0	0	0	0	0	0	0	0
Physically Abused Child	0	0	0	0	0	0	0	0
Totals	5	0	0	17	0	0	0	22
<u>Other Violations</u>								
Violation of Pretrial Diversion	0	0	0	0	0	0	0	0
Violation of Informal Adjustment	0	0	0	0	0	0	0	0
Totals	0	0	0	0	0	0	0	0
<u>Special Proceedings</u>								
Custody	170	0	2	193	0	0	1	366
Foster Care Review	63	2	0	65	0	0	0	130
Visitation	12	0	0	20	0	0	0	32
Paternity / Legitimation	12	0	0	12	0	0	0	24
Child Support	2	0	0	2	0	0	0	4
Judicial Review	1	0	0	1	0	0	0	2
Administrative Review	0	0	0	0	0	0	0	0
Request for Medical Treatment	0	0	0	0	0	0	0	0
Consent to Marry	0	0	0	0	0	0	0	0
Totals	260	2	2	293	0	0	1	558
<u>Other</u>								
Other	189	4	0	149	1	0	0	343
Totals	189	4	0	149	1	0	0	343
All Referral Totals	1,157	14	2	866	3	3	1	2,046

**TENNESSEE COUNCIL OF JUVENILE AND FAMILY COURT JUDGES
2008 HAWKINS COUNTY JUVENILE COURT STATISTICAL DATA**

Top 4 Referral Reasons by Race and Sex for CY 2008

Sex	Race	Referral Reason	Total
Male			
	White	1. Other	189
		2. Custody	170
		3. Traffic	139
		4. Truancy	97
	African American	1. Other	4
		2. Foster Care Review	2
		3. Theft of Property	2
		4. Traffic	2
	Other Race	1. Custody	2
Female			
	White	1. Custody	193
		2. Other	149
		3. Truancy	106
		4. Traffic	77
	African American	1. Other	1
		2. Truancy	1
		3. Violation of Probation	1
	Other Race	1. Disorderly Conduct	2
		2. Unruly Behavior	1
Unknown			
	Unknown	1. Custody	1

**TENNESSEE COUNCIL OF JUVENILE AND FAMILY COURT JUDGES
2008 HAWKINS COUNTY JUVENILE COURT STATISTICAL DATA**

Top 4 Referral Reasons by Race and Sex and by Type of Offense for CY 2008

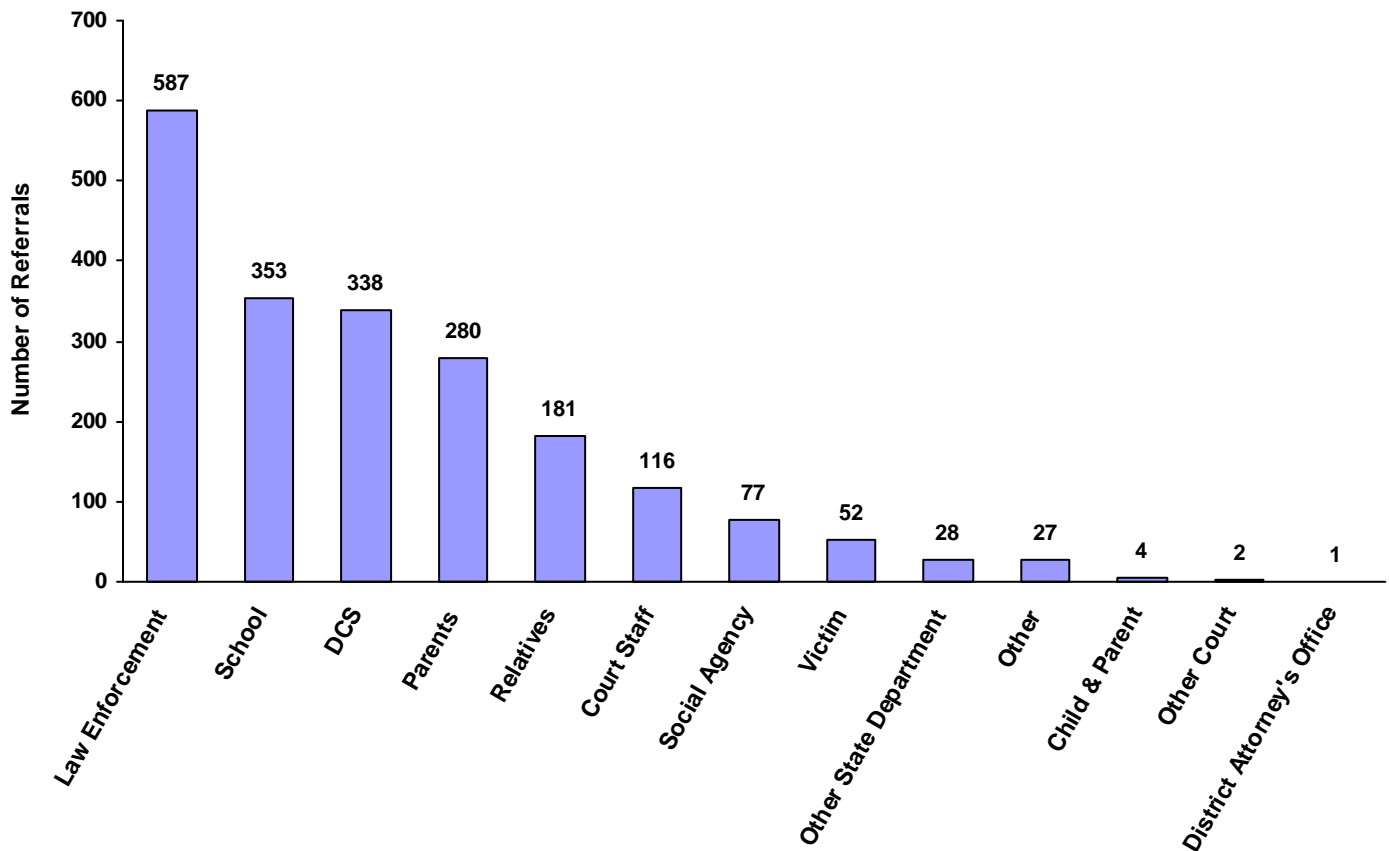
Sex	Race	Referral Type	Referral Reason	Total
Male	White	Delinquent	1. Traffic	139
			2. Violation of Probation	72
			3. Assault	45
			4. Theft of Property	41
		Status	1. Truancy	97
			2. Possession of Tobacco Products	62
			3. Unruly Behavior	11
			4. In-State Runaway	5
		Dependency and Neglect	1. Termination of Parental Rights	3
			2. Dependency / Neglect	2
		Special Proceedings	1. Custody	170
			2. Foster Care Review	63
			3. Paternity / Legitimation	12
			4. Visitation	12
		Other	1. Other	189
		Male	African American	Delinquent
2. Traffic	2			
3. Disorderly Conduct	1			
Status	1. Truancy			2
	2. Unruly Behavior			1
Special Proceedings	1. Foster Care Review			2
Other	1. Other			4
Male	Other Race			Special Proceedings
Female	White	Delinquent	1. Traffic	77
			2. Violation of Probation	42
			3. Disorderly Conduct	25
			4. Assault	20
		Status	1. Truancy	106
			2. Possession of Tobacco Products	29
			3. Unruly Behavior	18
			4. In-State Runaway	12
		Dependency and Neglect	1. Termination of Parental Rights	9
			2. Dependency / Neglect	8
		Special Proceedings	1. Custody	193
			2. Foster Care Review	65
			3. Visitation	20
			4. Paternity / Legitimation	12
		Other	1. Other	149
		Female	African American	Delinquent
Status	1. Truancy			1
Other	1. Other			1
Female	Other Race	Delinquent	1. Disorderly Conduct	2
		Status	1. Unruly Behavior	1
Unknown	Unknown	Special Proceedings	1. Custody	1

**TENNESSEE COUNCIL OF JUVENILE AND FAMILY COURT JUDGES
2008 HAWKINS COUNTY JUVENILE COURT STATISTICAL DATA**

Source of Referrals by Race and Sex for CY 2008

	White Male	African American Male	Other Race Male	White Female	African American Female	Other Race Female	Unknown Race or Sex	Total	% of Total Referrals
Law Enforcement	399	6	0	182	0	0	0	587	28.69%
Parents	124	1	2	152	0	1	0	280	13.69%
Relatives	79	0	0	102	0	0	0	181	8.85%
Self	0	0	0	0	0	0	0	0	0.00%
School	204	2	0	144	1	2	0	353	17.25%
CSA	0	0	0	0	0	0	0	0	0.00%
DCS	169	2	0	167	0	0	0	338	16.52%
Other State Department	14	0	0	13	1	0	0	28	1.37%
District Attorney's Office	1	0	0	0	0	0	0	1	0.05%
Court Staff	66	1	0	49	0	0	0	116	5.67%
Social Agency	47	0	0	30	0	0	0	77	3.76%
Other Court	2	0	0	0	0	0	0	2	0.10%
Victim	38	0	0	14	0	0	0	52	2.54%
Child & Parent	3	0	0	1	0	0	0	4	0.20%
Hospital	0	0	0	0	0	0	0	0	0.00%
Unknown	0	0	0	0	0	0	0	0	0.00%
Other	11	2	0	12	1	0	1	27	1.32%
Totals	1,157	14	2	866	3	3	1	2,046	

Total Source of Referrals



**TENNESSEE COUNCIL OF JUVENILE AND FAMILY COURT JUDGES
2008 HAWKINS COUNTY JUVENILE COURT STATISTICAL DATA**

Six Most Frequent Referral Reasons by Source, Race and Sex for CY 2008

	White Male	African American Male	Other Race Male	White Female	African American Female	Other Race Female	Unknown Race or Sex	Total
<u>Law Enforcement</u>								
1. Traffic	139	2	0	77	0	0	0	218
2. Theft of Property	27	2	0	8	0	0	0	37
3. Other	20	1	0	12	0	0	0	33
4. Disorderly Conduct	18	1	0	13	0	0	0	32
5. Vandalism	22	0	0	7	0	0	0	29
6. Assault	19	0	0	8	0	0	0	27
<u>Parents</u>								
1. Custody	68	0	2	74	0	0	0	144
2. Other	21	0	0	14	0	0	0	35
3. Visitation	10	0	0	19	0	0	0	29
4. Paternity / Legitimation	12	0	0	12	0	0	0	24
5. Unruly Behavior	6	1	0	15	0	1	0	23
6. In-State Runaway	4	0	0	11	0	0	0	15
<u>Relatives</u>								
1. Custody	73	0	0	94	0	0	0	167
2. Other	3	0	0	3	0	0	0	6
3. Termination of Parental Rights	0	0	0	3	0	0	0	3
4. Visitation	2	0	0	1	0	0	0	3
5. Assault	0	0	0	1	0	0	0	1
6. Child Support	1	0	0	0	0	0	0	1
<u>Self</u>								
1. NO REFERRAL SUBMITTED	0	0	0	0	0	0	0	0
<u>School</u>								
1. Truancy	91	2	0	99	1	0	0	193
2. Possession of Tobacco Products	47	0	0	22	0	0	0	69
3. Disorderly Conduct	14	0	0	12	0	2	0	28
4. Assault	6	0	0	4	0	0	0	10
5. Other	8	0	0	0	0	0	0	8
6. Other Drug Offenses	5	0	0	3	0	0	0	8
<u>Community Service Agencies</u>								
1. NO REFERRAL SUBMITTED	0	0	0	0	0	0	0	0
<u>Department of Children's Services</u>								
1. Other	68	0	0	67	0	0	0	135
2. Foster Care Review	63	2	0	65	0	0	0	130
3. Custody	24	0	0	19	0	0	0	43
4. Dependency / Neglect	2	0	0	8	0	0	0	10
5. Violation of Probation	10	0	0	0	0	0	0	10
6. Termination of Parental Rights	1	0	0	6	0	0	0	7

**TENNESSEE COUNCIL OF JUVENILE AND FAMILY COURT JUDGES
2008 HAWKINS COUNTY JUVENILE COURT STATISTICAL DATA**

Six Most Frequent Referral Reasons by Source, Race and Sex for CY 2008

	White Male	African American Male	Other Race Male	White Female	African American Female	Other Race Female	Unknown Race or Sex	Total
<u>Other State Department</u>								
1. Violation of Probation	14	0	0	13	1	0	0	28
2. NO REFERRAL SUBMITTED	0	0	0	0	0	0	0	0
<u>District Attorney's Office</u>								
1. Other	1	0	0	0	0	0	0	1
2. NO REFERRAL SUBMITTED	0	0	0	0	0	0	0	0
<u>Court Staff</u>								
1. Other	48	1	0	41	0	0	0	90
2. Unruly Behavior	3	0	0	3	0	0	0	6
3. Violation of Probation	3	0	0	1	0	0	0	4
4. Custody	1	0	0	2	0	0	0	3
5. Assault	2	0	0	0	0	0	0	2
6. Judicial Review	1	0	0	1	0	0	0	2
<u>Social Agency</u>								
1. Violation of Probation	44	0	0	28	0	0	0	72
2. Other	2	0	0	2	0	0	0	4
3. Assault	1	0	0	0	0	0	0	1
4. NO REFERRAL SUBMITTED	0	0	0	0	0	0	0	0
<u>Other Court</u>								
1. Other	2	0	0	0	0	0	0	2
2. NO REFERRAL SUBMITTED	0	0	0	0	0	0	0	0
<u>Victim</u>								
1. Assault	14	0	0	3	0	0	0	17
2. Theft of Property	6	0	0	6	0	0	0	12
3. Other	8	0	0	2	0	0	0	10
4. Harassment	0	0	0	3	0	0	0	3
5. Vandalism	3	0	0	0	0	0	0	3
6. Aggravated Assault	2	0	0	0	0	0	0	2
<u>Child & Parent</u>								
1. Assault	3	0	0	1	0	0	0	4
2. NO REFERRAL SUBMITTED	0	0	0	0	0	0	0	0
<u>Hospital</u>								
1. NO REFERRAL SUBMITTED	0	0	0	0	0	0	0	0
<u>Unknown</u>								
1. NO REFERRAL SUBMITTED	0	0	0	0	0	0	0	0
<u>Other</u>								
1. Other	8	2	0	8	1	0	0	19
2. Custody	3	0	0	4	0	0	1	8
3. NO REFERRAL SUBMITTED	0	0	0	0	0	0	0	0

**TENNESSEE COUNCIL OF JUVENILE AND FAMILY COURT JUDGES
2008 HAWKINS COUNTY JUVENILE COURT STATISTICAL DATA**

Source of Referrals by Type of Offense, Race and Sex for CY 2008

	White Male	African American Male	Other Race Male	White Female	African American Female	Other Race Female	Unknown Race or Sex	Total
<u>Delinquent</u>								
Law Enforcement	355	5	0	155	0	0	0	515
School	56	0	0	23	0	2	0	81
Social Agency	45	0	0	28	0	0	0	73
Victim	28	0	0	12	0	0	0	40
Other State Department	14	0	0	13	1	0	0	28
Court Staff	11	0	0	1	0	0	0	12
DCS	10	0	0	2	0	0	0	12
Parents	1	0	0	5	0	0	0	6
Child & Parent	3	0	0	1	0	0	0	4
Relatives	0	0	0	1	0	0	0	1
CSA	0	0	0	0	0	0	0	0
District Attorney's Office	0	0	0	0	0	0	0	0
Hospital	0	0	0	0	0	0	0	0
Other	0	0	0	0	0	0	0	0
Other Court	0	0	0	0	0	0	0	0
Self	0	0	0	0	0	0	0	0
Unknown	0	0	0	0	0	0	0	0
Totals	523	5	0	241	1	2	0	772

<u>Status/Unruly</u>								
School	140	2	0	121	1	0	0	264
Parents	10	1	0	26	0	1	0	38
Law Enforcement	22	0	0	15	0	0	0	37
Court Staff	5	0	0	4	0	0	0	9
Victim	2	0	0	0	0	0	0	2
DCS	1	0	0	0	0	0	0	1
Child & Parent	0	0	0	0	0	0	0	0
CSA	0	0	0	0	0	0	0	0
District Attorney's Office	0	0	0	0	0	0	0	0
Hospital	0	0	0	0	0	0	0	0
Other	0	0	0	0	0	0	0	0
Other Court	0	0	0	0	0	0	0	0
Other State Department	0	0	0	0	0	0	0	0
Relatives	0	0	0	0	0	0	0	0
Self	0	0	0	0	0	0	0	0
Social Agency	0	0	0	0	0	0	0	0
Unknown	0	0	0	0	0	0	0	0
Totals	180	3	0	166	1	1	0	351

**TENNESSEE COUNCIL OF JUVENILE AND FAMILY COURT JUDGES
2008 HAWKINS COUNTY JUVENILE COURT STATISTICAL DATA**

Source of Referrals by Type of Offense, Race and Sex for CY 2008

	White Male	African American Male	Other Race Male	White Female	African American Female	Other Race Female	Unknown Race or Sex	Total
<u>Dependency and Neglect</u>								
DCS	3	0	0	14	0	0	0	17
Relatives	0	0	0	3	0	0	0	3
Law Enforcement	1	0	0	0	0	0	0	1
Parents	1	0	0	0	0	0	0	1
Child & Parent	0	0	0	0	0	0	0	0
Court Staff	0	0	0	0	0	0	0	0
CSA	0	0	0	0	0	0	0	0
District Attorney's Office	0	0	0	0	0	0	0	0
Hospital	0	0	0	0	0	0	0	0
Other	0	0	0	0	0	0	0	0
Other Court	0	0	0	0	0	0	0	0
Other State Department	0	0	0	0	0	0	0	0
School	0	0	0	0	0	0	0	0
Self	0	0	0	0	0	0	0	0
Social Agency	0	0	0	0	0	0	0	0
Unknown	0	0	0	0	0	0	0	0
Victim	0	0	0	0	0	0	0	0
Totals	5	0	0	17	0	0	0	22

<u>Other Violations</u>								
Child & Parent	0	0	0	0	0	0	0	0
Court Staff	0	0	0	0	0	0	0	0
CSA	0	0	0	0	0	0	0	0
DCS	0	0	0	0	0	0	0	0
District Attorney's Office	0	0	0	0	0	0	0	0
Hospital	0	0	0	0	0	0	0	0
Law Enforcement	0	0	0	0	0	0	0	0
Other	0	0	0	0	0	0	0	0
Other Court	0	0	0	0	0	0	0	0
Other State Department	0	0	0	0	0	0	0	0
Parents	0	0	0	0	0	0	0	0
Relatives	0	0	0	0	0	0	0	0
School	0	0	0	0	0	0	0	0
Self	0	0	0	0	0	0	0	0
Social Agency	0	0	0	0	0	0	0	0
Unknown	0	0	0	0	0	0	0	0
Victim	0	0	0	0	0	0	0	0
Totals	0	0	0	0	0	0	0	0

**TENNESSEE COUNCIL OF JUVENILE AND FAMILY COURT JUDGES
2008 HAWKINS COUNTY JUVENILE COURT STATISTICAL DATA**

Source of Referrals by Type of Offense, Race and Sex for CY 2008

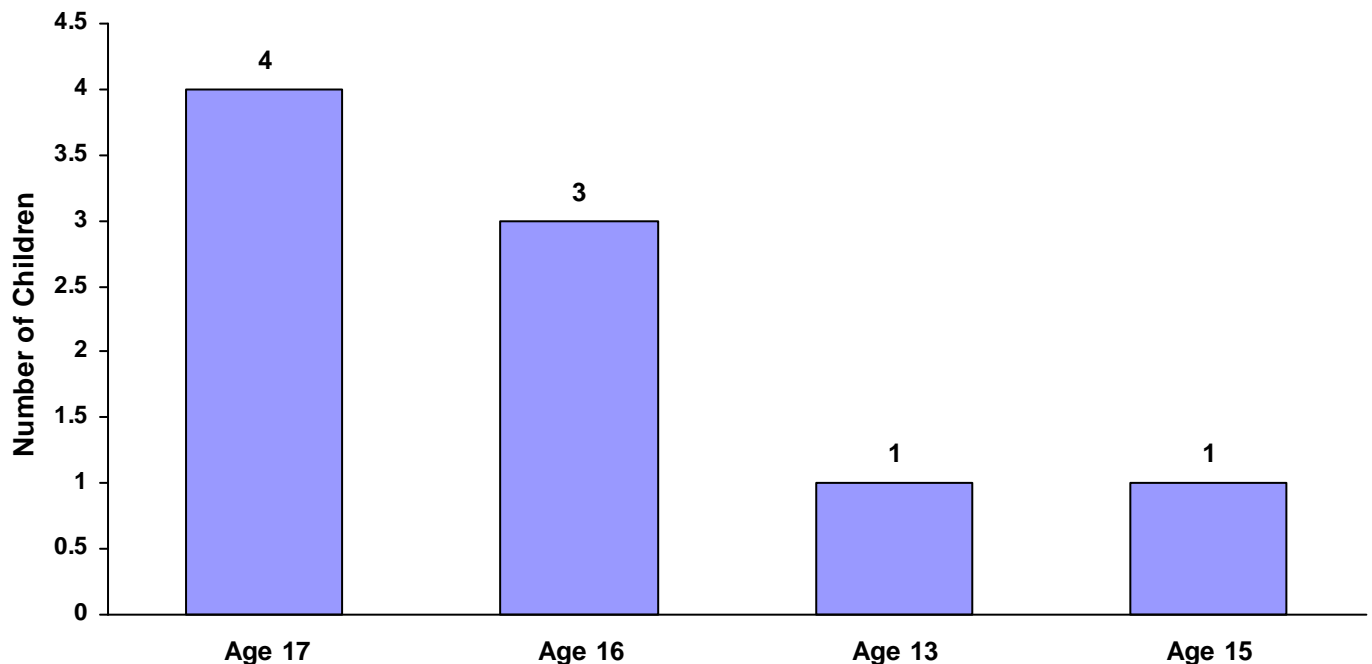
	White Male	African American Male	Other Race Male	White Female	African American Female	Other Race Female	Unknown Race or Sex	Total
<u>Special Proceedings</u>								
Parents	91	0	2	107	0	0	0	200
DCS	87	2	0	84	0	0	0	173
Relatives	76	0	0	95	0	0	0	171
Other	3	0	0	4	0	0	1	8
Court Staff	2	0	0	3	0	0	0	5
Law Enforcement	1	0	0	0	0	0	0	1
Child & Parent	0	0	0	0	0	0	0	0
CSA	0	0	0	0	0	0	0	0
District Attorney's Office	0	0	0	0	0	0	0	0
Hospital	0	0	0	0	0	0	0	0
Other Court	0	0	0	0	0	0	0	0
Other State Department	0	0	0	0	0	0	0	0
School	0	0	0	0	0	0	0	0
Self	0	0	0	0	0	0	0	0
Social Agency	0	0	0	0	0	0	0	0
Unknown	0	0	0	0	0	0	0	0
Victim	0	0	0	0	0	0	0	0
Totals	260	2	2	293	0	0	1	558
<u>Other</u>								
DCS	68	0	0	67	0	0	0	135
Court Staff	48	1	0	41	0	0	0	90
Parents	21	0	0	14	0	0	0	35
Law Enforcement	20	1	0	12	0	0	0	33
Other	8	2	0	8	1	0	0	19
Victim	8	0	0	2	0	0	0	10
School	8	0	0	0	0	0	0	8
Relatives	3	0	0	3	0	0	0	6
Social Agency	2	0	0	2	0	0	0	4
Other Court	2	0	0	0	0	0	0	2
District Attorney's Office	1	0	0	0	0	0	0	1
Child & Parent	0	0	0	0	0	0	0	0
CSA	0	0	0	0	0	0	0	0
Hospital	0	0	0	0	0	0	0	0
Other State Department	0	0	0	0	0	0	0	0
Self	0	0	0	0	0	0	0	0
Unknown	0	0	0	0	0	0	0	0
Totals	189	4	0	149	1	0	0	343
All Referral Source Totals	1,157	14	2	866	3	3	1	2,046

**TENNESSEE COUNCIL OF JUVENILE AND FAMILY COURT JUDGES
2008 HAWKINS COUNTY JUVENILE COURT STATISTICAL DATA**

**Children Referred for Unlawful Carrying/Possession of a Weapon for CY 2008
Total Children = 1,261**

	White Male	African American Male	Other Race Male	White Female	African American Female	Other Race Female	Unknown Race or Sex	Total	% of All Children Referred
Age Under 1	0	0	0	0	0	0	0	0	0.00%
Age 1	0	0	0	0	0	0	0	0	0.00%
Age 2	0	0	0	0	0	0	0	0	0.00%
Age 3	0	0	0	0	0	0	0	0	0.00%
Age 4	0	0	0	0	0	0	0	0	0.00%
Age 5	0	0	0	0	0	0	0	0	0.00%
Age 6	0	0	0	0	0	0	0	0	0.00%
Age 7	0	0	0	0	0	0	0	0	0.00%
Age 8	0	0	0	0	0	0	0	0	0.00%
Age 9	0	0	0	0	0	0	0	0	0.00%
Age 10	0	0	0	0	0	0	0	0	0.00%
Age 11	0	0	0	0	0	0	0	0	0.00%
Age 12	0	0	0	0	0	0	0	0	0.00%
Age 13	1	0	0	0	0	0	0	1	0.08%
Age 14	0	0	0	0	0	0	0	0	0.00%
Age 15	0	0	0	1	0	0	0	1	0.08%
Age 16	2	0	0	1	0	0	0	3	0.24%
Age 17	4	0	0	0	0	0	0	4	0.32%
Age 18	0	0	0	0	0	0	0	0	0.00%
Age 19 and Over	0	0	0	0	0	0	0	0	0.00%
Totals	7	0	0	2	0	0	0	9	

Total Children Referred for Unlawfully Carrying/Possessing Weapons



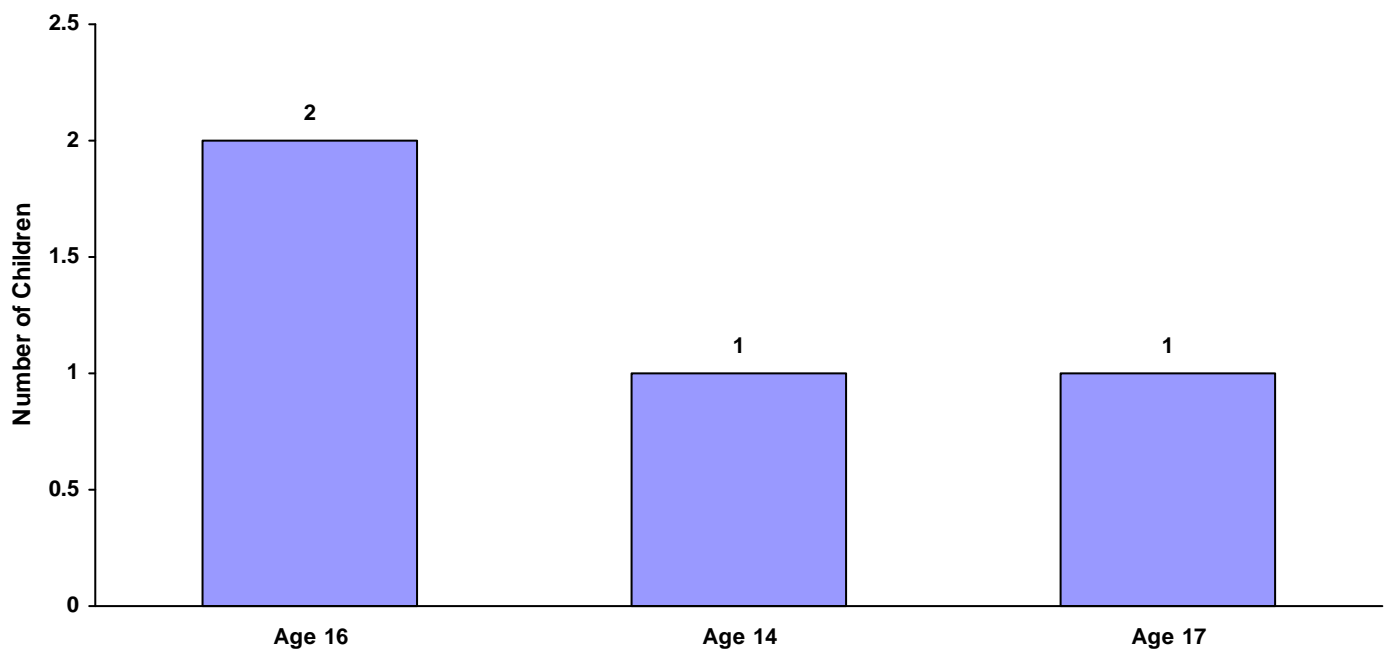
**TENNESSEE COUNCIL OF JUVENILE AND FAMILY COURT JUDGES
2008 HAWKINS COUNTY JUVENILE COURT STATISTICAL DATA**

Children Referred for Carrying Weapons on School Property for CY 2008

Total Children = 1,261

	White Male	African American Male	Other Race Male	White Female	African American Female	Other Race Female	Unknown Race or Sex	Total	% of Children Referred
Age Under 1	0	0	0	0	0	0	0	0	0.00%
Age 1	0	0	0	0	0	0	0	0	0.00%
Age 2	0	0	0	0	0	0	0	0	0.00%
Age 3	0	0	0	0	0	0	0	0	0.00%
Age 4	0	0	0	0	0	0	0	0	0.00%
Age 5	0	0	0	0	0	0	0	0	0.00%
Age 6	0	0	0	0	0	0	0	0	0.00%
Age 7	0	0	0	0	0	0	0	0	0.00%
Age 8	0	0	0	0	0	0	0	0	0.00%
Age 9	0	0	0	0	0	0	0	0	0.00%
Age 10	0	0	0	0	0	0	0	0	0.00%
Age 11	0	0	0	0	0	0	0	0	0.00%
Age 12	0	0	0	0	0	0	0	0	0.00%
Age 13	0	0	0	0	0	0	0	0	0.00%
Age 14	1	0	0	0	0	0	0	1	0.08%
Age 15	0	0	0	0	0	0	0	0	0.00%
Age 16	2	0	0	0	0	0	0	2	0.16%
Age 17	1	0	0	0	0	0	0	1	0.08%
Age 18	0	0	0	0	0	0	0	0	0.00%
Age 19 and Over	0	0	0	0	0	0	0	0	0.00%
Totals	4	0	0	0	0	0	0	4	

Total Children Referred for Carrying Weapons on School Property

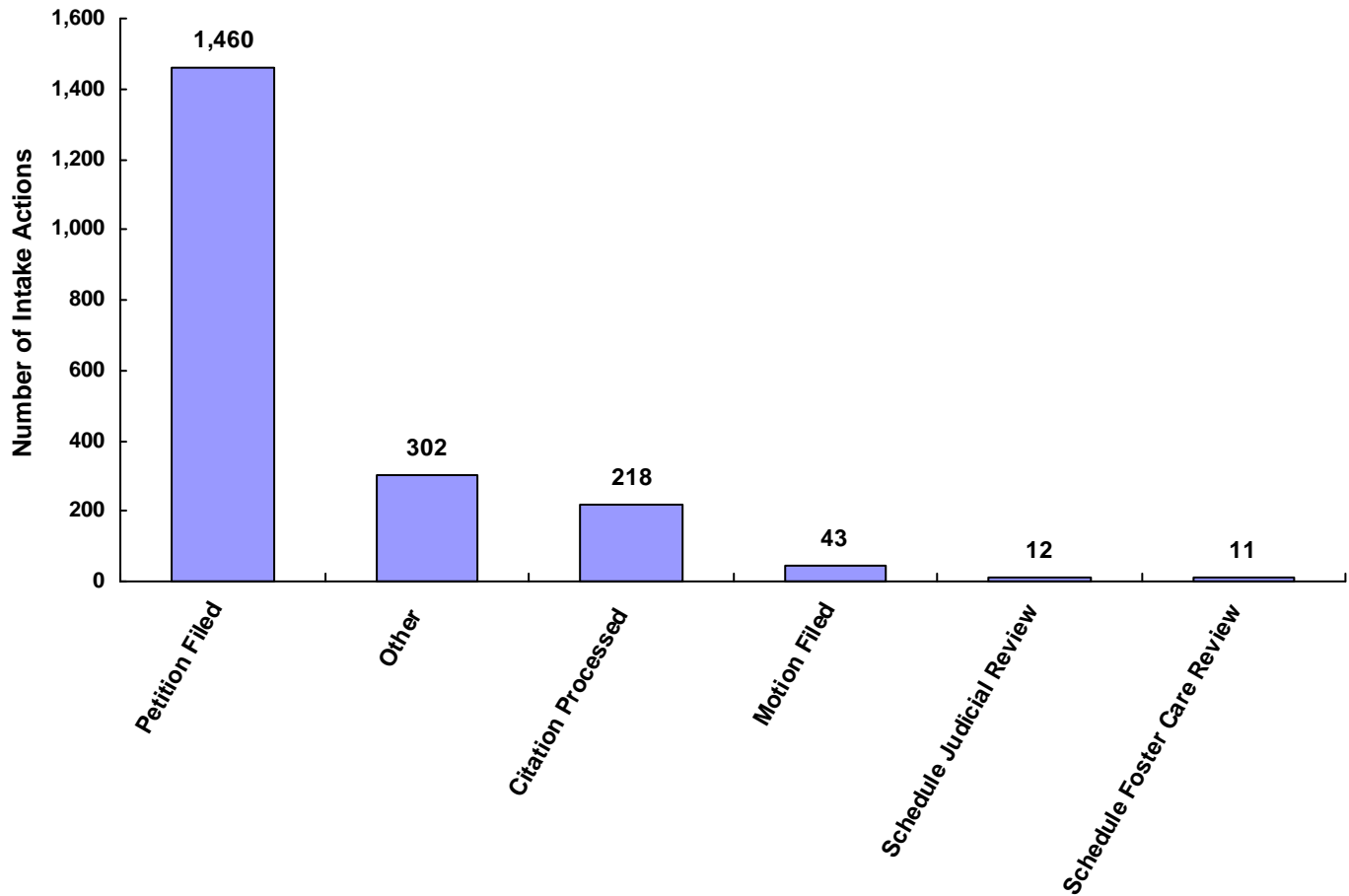


**TENNESSEE COUNCIL OF JUVENILE AND FAMILY COURT JUDGES
2008 HAWKINS COUNTY JUVENILE COURT STATISTICAL DATA**

Intake Actions at Referral by Race and Sex for CY 2008

	White Male	African American Male	Other Race Male	White Female	African American Female	Other Race Female	Unknown Race or Sex	Total	% of Total Referrals
Petition Filed	840	8	2	604	2	3	1	1,460	71.36%
Motion Filed	24	0	0	19	0	0	0	43	2.10%
Citation Processed	129	2	0	87	0	0	0	218	10.65%
Paternity Processed Notice	0	0	0	0	0	0	0	0	0.00%
Schedule Judicial Review	5	1	0	6	0	0	0	12	0.59%
Schedule Admin Review	0	0	0	0	0	0	0	0	0.00%
Schedule Foster Care Review	5	0	0	6	0	0	0	11	0.54%
Unknown	0	0	0	0	0	0	0	0	0.00%
Does Not Apply	0	0	0	0	0	0	0	0	0.00%
Other	154	3	0	144	1	0	0	302	14.76%
Totals	1,157	14	2	866	3	3	1	2,046	

Total Intake Actions at Referral



**TENNESSEE COUNCIL OF JUVENILE AND FAMILY COURT JUDGES
2008 HAWKINS COUNTY JUVENILE COURT STATISTICAL DATA**

Intake Actions of Referrals by Class of Offense, Race and Sex for CY 2008

	White Male	African American Male	Other Race Male	White Female	African American Female	Other Race Female	Unknown Race or Sex	Total
<u>Offenses Against Persons</u>								
Petition Filed	62	0	0	20	0	0	0	82
Other	1	0	0	0	0	0	0	1
Motion Filed	0	0	0	0	0	0	0	0
Citation Processed	0	0	0	0	0	0	0	0
Notification of Paternity Processed	0	0	0	0	0	0	0	0
Scheduling of Judicial Review	0	0	0	0	0	0	0	0
Scheduling of Administrative Review	0	0	0	0	0	0	0	0
Scheduling of Foster Care Review	0	0	0	0	0	0	0	0
Unknown	0	0	0	0	0	0	0	0
Does Not Apply	0	0	0	0	0	0	0	0
Totals	63	0	0	20	0	0	0	83
<u>Offenses Against Property</u>								
Petition Filed	104	2	0	24	0	0	0	130
Citation Processed	1	0	0	2	0	0	0	3
Motion Filed	0	0	0	0	0	0	0	0
Notification of Paternity Processed	0	0	0	0	0	0	0	0
Scheduling of Judicial Review	0	0	0	0	0	0	0	0
Scheduling of Administrative Review	0	0	0	0	0	0	0	0
Scheduling of Foster Care Review	0	0	0	0	0	0	0	0
Unknown	0	0	0	0	0	0	0	0
Does Not Apply	0	0	0	0	0	0	0	0
Other	0	0	0	0	0	0	0	0
Totals	105	2	0	26	0	0	0	133
<u>Illegal Conduct</u>								
Petition Filed	236	1	0	119	1	2	0	359
Citation Processed	116	2	0	75	0	0	0	193
Other	3	0	0	1	0	0	0	4
Motion Filed	0	0	0	0	0	0	0	0
Notification of Paternity Processed	0	0	0	0	0	0	0	0
Scheduling of Judicial Review	0	0	0	0	0	0	0	0
Scheduling of Administrative Review	0	0	0	0	0	0	0	0
Scheduling of Foster Care Review	0	0	0	0	0	0	0	0
Unknown	0	0	0	0	0	0	0	0
Does Not Apply	0	0	0	0	0	0	0	0
Totals	355	3	0	195	1	2	0	556

**TENNESSEE COUNCIL OF JUVENILE AND FAMILY COURT JUDGES
2008 HAWKINS COUNTY JUVENILE COURT STATISTICAL DATA**

Intake Actions of Referrals by Class of Offense, Race and Sex for CY 2008

	White Male	African American Male	Other Race Male	White Female	African American Female	Other Race Female	Unknown Race or Sex	Total
<u>Status Offenses</u>								
Petition Filed	171	3	0	156	1	1	0	332
Citation Processed	8	0	0	10	0	0	0	18
Other	1	0	0	0	0	0	0	1
Motion Filed	0	0	0	0	0	0	0	0
Notification of Paternity Processed	0	0	0	0	0	0	0	0
Scheduling of Judicial Review	0	0	0	0	0	0	0	0
Scheduling of Administrative Review	0	0	0	0	0	0	0	0
Scheduling of Foster Care Review	0	0	0	0	0	0	0	0
Unknown	0	0	0	0	0	0	0	0
Does Not Apply	0	0	0	0	0	0	0	0
Totals	180	3	0	166	1	1	0	351

<u>Dependency/Neglect</u>								
Petition Filed	4	0	0	17	0	0	0	21
Other	1	0	0	0	0	0	0	1
Motion Filed	0	0	0	0	0	0	0	0
Citation Processed	0	0	0	0	0	0	0	0
Notification of Paternity Processed	0	0	0	0	0	0	0	0
Scheduling of Judicial Review	0	0	0	0	0	0	0	0
Scheduling of Administrative Review	0	0	0	0	0	0	0	0
Scheduling of Foster Care Review	0	0	0	0	0	0	0	0
Unknown	0	0	0	0	0	0	0	0
Does Not Apply	0	0	0	0	0	0	0	0
Totals	5	0	0	17	0	0	0	22

<u>Other Violation Proceedings</u>								
Petition Filed	0	0	0	0	0	0	0	0
Motion Filed	0	0	0	0	0	0	0	0
Citation Processed	0	0	0	0	0	0	0	0
Notification of Paternity Processed	0	0	0	0	0	0	0	0
Scheduling of Judicial Review	0	0	0	0	0	0	0	0
Scheduling of Administrative Review	0	0	0	0	0	0	0	0
Scheduling of Foster Care Review	0	0	0	0	0	0	0	0
Unknown	0	0	0	0	0	0	0	0
Does Not Apply	0	0	0	0	0	0	0	0
Other	0	0	0	0	0	0	0	0
Totals	0	0	0	0	0	0	0	0

**TENNESSEE COUNCIL OF JUVENILE AND FAMILY COURT JUDGES
2008 HAWKINS COUNTY JUVENILE COURT STATISTICAL DATA**

Intake Actions of Referrals by Class of Offense, Race and Sex for CY 2008

	White Male	African American Male	Other Race Male	White Female	African American Female	Other Race Female	Unknown Race or Sex	Total
<u>Parentage</u>								
Petition Filed	191	0	2	219	0	0	1	413
Motion Filed	4	0	0	4	0	0	0	8
Other	1	0	0	4	0	0	0	5
Citation Processed	0	0	0	0	0	0	0	0
Notification of Paternity Processed	0	0	0	0	0	0	0	0
Scheduling of Judicial Review	0	0	0	0	0	0	0	0
Scheduling of Administrative Review	0	0	0	0	0	0	0	0
Scheduling of Foster Care Review	0	0	0	0	0	0	0	0
Unknown	0	0	0	0	0	0	0	0
Does Not Apply	0	0	0	0	0	0	0	0
Totals	196	0	2	227	0	0	1	426
<u>Special Proceedings</u>								
Other	57	2	0	62	0	0	0	121
Scheduling of Foster Care Review	5	0	0	4	0	0	0	9
Petition Filed	2	0	0	0	0	0	0	2
Motion Filed	0	0	0	0	0	0	0	0
Citation Processed	0	0	0	0	0	0	0	0
Notification of Paternity Processed	0	0	0	0	0	0	0	0
Scheduling of Judicial Review	0	0	0	0	0	0	0	0
Scheduling of Administrative Review	0	0	0	0	0	0	0	0
Unknown	0	0	0	0	0	0	0	0
Does Not Apply	0	0	0	0	0	0	0	0
Totals	64	2	0	66	0	0	0	132
<u>Other</u>								
Other	90	1	0	77	1	0	0	169
Petition Filed	70	2	0	49	0	0	0	121
Motion Filed	20	0	0	15	0	0	0	35
Scheduling of Judicial Review	5	1	0	6	0	0	0	12
Citation Processed	4	0	0	0	0	0	0	4
Scheduling of Foster Care Review	0	0	0	2	0	0	0	2
Notification of Paternity Processed	0	0	0	0	0	0	0	0
Scheduling of Administrative Review	0	0	0	0	0	0	0	0
Unknown	0	0	0	0	0	0	0	0
Does Not Apply	0	0	0	0	0	0	0	0
Totals	189	4	0	149	1	0	0	343
All Intake Action Totals	1,157	14	2	866	3	3	1	2,046

**TENNESSEE COUNCIL OF JUVENILE AND FAMILY COURT JUDGES
2008 HAWKINS COUNTY JUVENILE COURT STATISTICAL DATA**

Detention Statistics at Referral by Individual Child by Race and Sex for CY 2008

	White Male	African American Male	Other Race Male	White Female	African American Female	Other Race Female	Unknown Race or Sex	Total	% of Total Children
Does Not Apply	676	11	2	549	2	2	1	1,243	98.57%
Juvenile Detention Facility	8	0	0	4	0	0	0	12	0.95%
Non-Secure Placement	2	0	0	2	0	0	0	4	0.32%
Unknown	1	0	0	1	0	0	0	2	0.16%
Jail - Complete Separation	0	0	0	0	0	0	0	0	0.00%
Jail - Partial Separation	0	0	0	0	0	0	0	0	0.00%
Jail - No Separation	0	0	0	0	0	0	0	0	0.00%
Psychiatric Hospital	0	0	0	0	0	0	0	0	0.00%
Other	0	0	0	0	0	0	0	0	0.00%
Totals	687	11	2	556	2	2	1	1,261	

Detention Statistics at Referral by Individual Case for CY 2008

	Cases	% of Total Cases
Does Not Apply	1,839	97.51%
Juvenile Detention Facility	38	2.02%
Non-Secure Placement	7	0.37%
Unknown	2	0.11%
Jail - Complete Separation	0	0.00%
Jail - Partial Separation	0	0.00%
Jail - No Separation	0	0.00%
Psychiatric Hospital	0	0.00%
Other	0	0.00%
	1,886	100.00%

Detention Statistics above are reported separately by Child and by Case. One child may have multiple cases.

Does Not Apply: Refers to cases not eligible for detention due to the type of Referral or the decision not to detain.

**TENNESSEE COUNCIL OF JUVENILE AND FAMILY COURT JUDGES
2008 HAWKINS COUNTY JUVENILE COURT STATISTICAL DATA**

Placement after Secure Detention Hearing by Individual Child by Race and Sex for CY 2008

	White Male	African American Male	Other Race Male	White Female	African American Female	Other Race Female	Unknown Race or Sex	Total	% of Total Children
Does Not Apply	676	10	2	550	2	2	1	1,243	98.57%
Returned to Prior Living Arr	10	1	0	4	0	0	0	15	1.19%
Juvenile Detention Facility	0	0	0	1	0	0	0	1	0.08%
Shelter / Group Home	0	0	0	1	0	0	0	1	0.08%
Unknown	1	0	0	0	0	0	0	1	0.08%
Jail	0	0	0	0	0	0	0	0	0.00%
Foster Family Home	0	0	0	0	0	0	0	0	0.00%
Psychiatric Hospital	0	0	0	0	0	0	0	0	0.00%
Other	0	0	0	0	0	0	0	0	0.00%
Totals	687	11	2	556	2	2	1	1,261	

Placement after Secure Detention Hearing by Individual Case for CY 2008

	Cases	% of Total Cases
Does Not Apply	1,839	97.51%
Returned to Prior Living Arrangement	32	1.70%
Shelter / Group Home	7	0.37%
Juvenile Detention Facility	3	0.16%
Foster Family Home	2	0.11%
Other	2	0.11%
Unknown	1	0.05%
Jail	0	0.00%
Psychiatric Hospital	0	0.00%
	1,886	100.00%

Detention Statistics above are reported separately by Child and by Case. One child may have multiple cases.

Does Not Apply: Refers to cases not eligible for detention due to the type of Referral or the decision not to detain.

**TENNESSEE COUNCIL OF JUVENILE AND FAMILY COURT JUDGES
2008 HAWKINS COUNTY JUVENILE COURT STATISTICAL DATA**

Dispositional Procedures for CY 2008

Procedures used to Dispose or Adjust all Referrals

	Number	% of All Referrals
Formally Adjudicated	853	41.69%
Informally Adjusted	347	16.96%
Transfer to Adult Court Hearings and Charges Cleared	5	0.24%
Otherwise Handled	841	41.10%
	2,046	100.00%

Referrals Disposed by Formal Adjudicatory Proceedings

	Number	% of All Referrals
Dismissed	72	3.52%
Retired / Nolle Prosequi	0	0.00%
Complaint Substantiated Delinquent	709	34.65%
Complaint Substantiated Status Offender	69	3.37%
Complaint Substantiated Dependent/Neglect	3	0.15%
Complaint Substantiated Abused	0	0.00%
Complaint Substantiated Mentally Ill	0	0.00%
	853	41.69%

Referrals Disposed by Other Actions

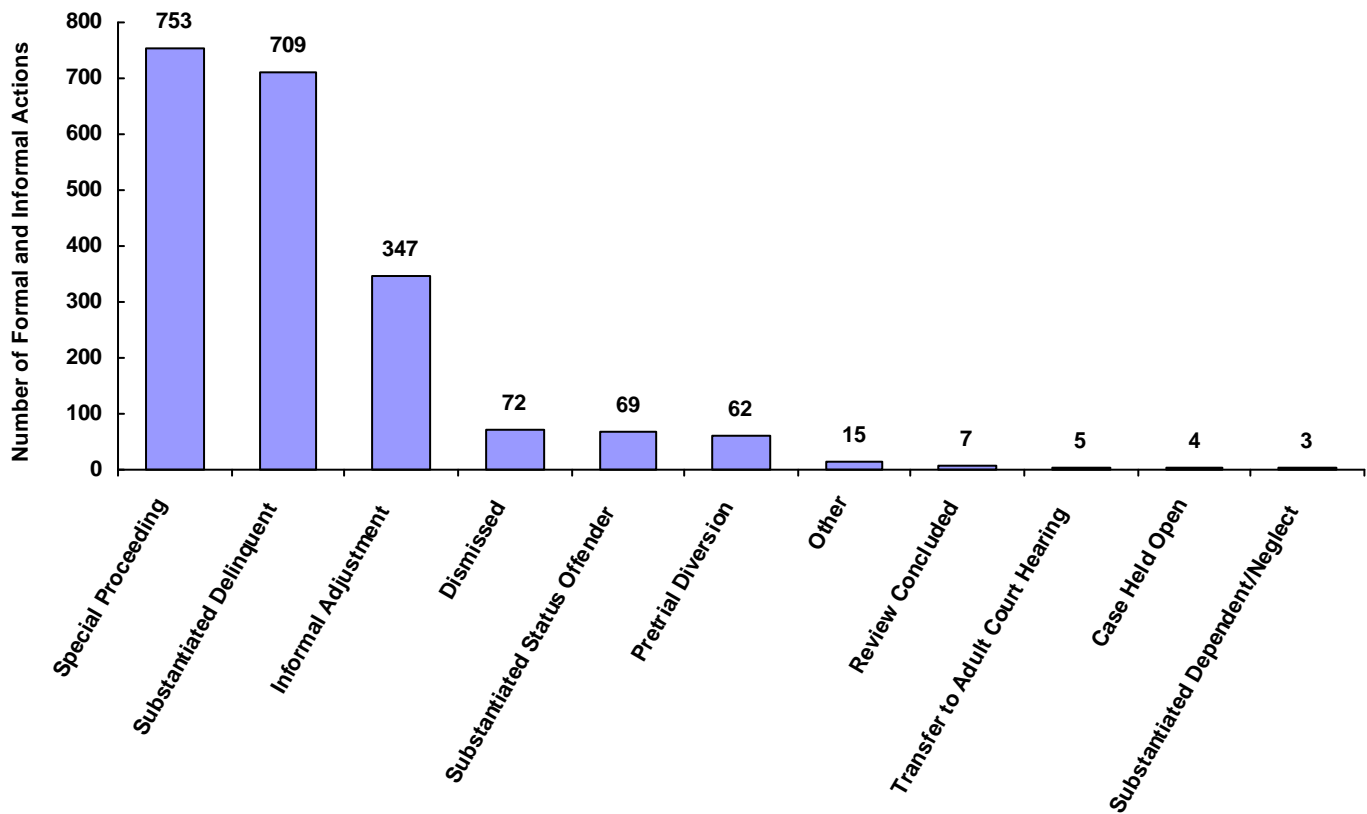
	Number	% of All Referrals
Informal Adjustment	347	16.96%
Transfer to Adult Court Hearing	5	0.24%
Charges Cleared by Transfer to Adult Court	0	0.00%
Pretrial Diversion	62	3.03%
Special Proceeding	753	36.80%
Review Concluded	7	0.34%
Case Held Open	4	0.20%
Other	15	0.73%
Unknown	0	0.00%
	1,193	58.30%

TENNESSEE COUNCIL OF JUVENILE AND FAMILY COURT JUDGES 2008 HAWKINS COUNTY JUVENILE COURT STATISTICAL DATA

Formal and Informal Actions by Race and Sex for CY 2008

	White Male	African American Male	Other Race Male	White Female	African American Female	Other Race Female	Unknown Race or Sex	Total	% of Total Referrals
Dismissed	42	1	0	29	0	0	0	72	3.52%
Retired / Nolle Prosequi	0	0	0	0	0	0	0	0	0.00%
Substantiated Delinquent	449	2	0	255	2	1	0	709	34.65%
Substantiated Status Offender	31	2	0	36	0	0	0	69	3.37%
Substantiated Dependent/Neglect	0	0	0	3	0	0	0	3	0.15%
Substantiated Abused	0	0	0	0	0	0	0	0	0.00%
Substantiated Mentally Ill	0	0	0	0	0	0	0	0	0.00%
Informal Adjustment	214	3	0	128	0	2	0	347	16.96%
Pretrial Diversion	48	1	0	13	0	0	0	62	3.03%
Transfer to Adult Court Hearing	5	0	0	0	0	0	0	5	0.24%
Cleared by Transfer to Adult Court	0	0	0	0	0	0	0	0	0.00%
Special Proceeding	352	4	2	393	1	0	1	753	36.80%
Review Concluded	6	0	0	1	0	0	0	7	0.34%
Case Held Open	2	0	0	2	0	0	0	4	0.20%
Unknown	0	0	0	0	0	0	0	0	0.00%
Other	8	1	0	6	0	0	0	15	0.73%
Totals	1,157	14	2	866	3	3	1	2,046	

Total Formal and Informal Actions



**TENNESSEE COUNCIL OF JUVENILE AND FAMILY COURT JUDGES
2008 HAWKINS COUNTY JUVENILE COURT STATISTICAL DATA**

Formal and Informal Actions by Type of Offense, Race and Sex for CY 2008

	White Male	African American Male	Other Race Male	White Female	African American Female	Other Race Female	Unknown Race or Sex	Total
<u>Delinquent</u>								
Complaint Substantiated Delinquent	288	0	0	107	1	0	0	396
Informal Adjustment	147	3	0	95	0	2	0	247
Pretrial Diversion	40	1	0	9	0	0	0	50
Complaint Substantiated Status Offender	14	1	0	16	0	0	0	31
Dismissed	13	0	0	8	0	0	0	21
Special Proceeding	13	0	0	3	0	0	0	16
Transfer to Adult Court Hearing	4	0	0	0	0	0	0	4
Review Concluded	3	0	0	1	0	0	0	4
Case Held Open	1	0	0	1	0	0	0	2
Other	0	0	0	1	0	0	0	1
Retired / Nolle Prosequi	0	0	0	0	0	0	0	0
Complaint Substantiated Dependent/Neglect	0	0	0	0	0	0	0	0
Complaint Substantiated Abused	0	0	0	0	0	0	0	0
Complaint Substantiated Mentally Ill	0	0	0	0	0	0	0	0
Charges Cleared by Transfer to Adult Court	0	0	0	0	0	0	0	0
Unknown	0	0	0	0	0	0	0	0
Totals	523	5	0	241	1	2	0	772

<u>Status</u>								
Complaint Substantiated Delinquent	97	1	0	109	1	1	0	209
Informal Adjustment	54	0	0	28	0	0	0	82
Complaint Substantiated Status Offender	16	1	0	20	0	0	0	37
Dismissed	6	1	0	5	0	0	0	12
Special Proceeding	3	0	0	4	0	0	0	7
Pretrial Diversion	2	0	0	0	0	0	0	2
Case Held Open	1	0	0	0	0	0	0	1
Other	1	0	0	0	0	0	0	1
Retired / Nolle Prosequi	0	0	0	0	0	0	0	0
Complaint Substantiated Dependent/Neglect	0	0	0	0	0	0	0	0
Complaint Substantiated Abused	0	0	0	0	0	0	0	0
Complaint Substantiated Mentally Ill	0	0	0	0	0	0	0	0
Transfer to Adult Court Hearing	0	0	0	0	0	0	0	0
Charges Cleared by Transfer to Adult Court	0	0	0	0	0	0	0	0
Review Concluded	0	0	0	0	0	0	0	0
Unknown	0	0	0	0	0	0	0	0
Totals	180	3	0	166	1	1	0	351

**TENNESSEE COUNCIL OF JUVENILE AND FAMILY COURT JUDGES
2008 HAWKINS COUNTY JUVENILE COURT STATISTICAL DATA**

Formal and Informal Actions by Type of Offense, Race and Sex for CY 2008

	White Male	African American Male	Other Race Male	White Female	African American Female	Other Race Female	Unknown Race or Sex	Total
<u>Dependency and Neglect</u>								
Special Proceeding	4	0	0	17	0	0	0	21
Dismissed	1	0	0	0	0	0	0	1
Retired / Nolle Prosequi	0	0	0	0	0	0	0	0
Complaint Substantiated Delinquent	0	0	0	0	0	0	0	0
Complaint Substantiated Status Offender	0	0	0	0	0	0	0	0
Complaint Substantiated Dependent/Neglect	0	0	0	0	0	0	0	0
Complaint Substantiated Abused	0	0	0	0	0	0	0	0
Complaint Substantiated Mentally Ill	0	0	0	0	0	0	0	0
Informal Adjustment	0	0	0	0	0	0	0	0
Pretrial Diversion	0	0	0	0	0	0	0	0
Transfer to Adult Court Hearing	0	0	0	0	0	0	0	0
Charges Cleared by Transfer to Adult Court	0	0	0	0	0	0	0	0
Review Concluded	0	0	0	0	0	0	0	0
Case Held Open	0	0	0	0	0	0	0	0
Unknown	0	0	0	0	0	0	0	0
Other	0	0	0	0	0	0	0	0
Totals	5	0	0	17	0	0	0	22
<u>Other Violations</u>								
Dismissed	0	0	0	0	0	0	0	0
Retired / Nolle Prosequi	0	0	0	0	0	0	0	0
Complaint Substantiated Delinquent	0	0	0	0	0	0	0	0
Complaint Substantiated Status Offender	0	0	0	0	0	0	0	0
Complaint Substantiated Dependent/Neglect	0	0	0	0	0	0	0	0
Complaint Substantiated Abused	0	0	0	0	0	0	0	0
Complaint Substantiated Mentally Ill	0	0	0	0	0	0	0	0
Informal Adjustment	0	0	0	0	0	0	0	0
Pretrial Diversion	0	0	0	0	0	0	0	0
Transfer to Adult Court Hearing	0	0	0	0	0	0	0	0
Charges Cleared by Transfer to Adult Court	0	0	0	0	0	0	0	0
Special Proceeding	0	0	0	0	0	0	0	0
Review Concluded	0	0	0	0	0	0	0	0
Case Held Open	0	0	0	0	0	0	0	0
Unknown	0	0	0	0	0	0	0	0
Other	0	0	0	0	0	0	0	0
Totals	0	0	0	0	0	0	0	0

**TENNESSEE COUNCIL OF JUVENILE AND FAMILY COURT JUDGES
2008 HAWKINS COUNTY JUVENILE COURT STATISTICAL DATA**

Formal and Informal Actions by Type of Offense, Race and Sex for CY 2008

	White Male	African American Male	Other Race Male	White Female	African American Female	Other Race Female	Unknown Race or Sex	Total
<u>Special Proceedings</u>								
Special Proceeding	234	1	2	271	0	0	1	509
Dismissed	19	0	0	10	0	0	0	29
Complaint Substantiated Delinquent	3	0	0	7	0	0	0	10
Other	4	1	0	3	0	0	0	8
Complaint Substantiated Dependent/Neglect	0	0	0	2	0	0	0	2
Retired / Nolle Prosequi	0	0	0	0	0	0	0	0
Complaint Substantiated Status Offender	0	0	0	0	0	0	0	0
Complaint Substantiated Abused	0	0	0	0	0	0	0	0
Complaint Substantiated Mentally Ill	0	0	0	0	0	0	0	0
Informal Adjustment	0	0	0	0	0	0	0	0
Pretrial Diversion	0	0	0	0	0	0	0	0
Transfer to Adult Court Hearing	0	0	0	0	0	0	0	0
Charges Cleared by Transfer to Adult Court	0	0	0	0	0	0	0	0
Review Concluded	0	0	0	0	0	0	0	0
Case Held Open	0	0	0	0	0	0	0	0
Unknown	0	0	0	0	0	0	0	0
Totals	260	2	2	293	0	0	1	558
<u>Other</u>								
Special Proceeding	98	3	0	98	1	0	0	200
Complaint Substantiated Delinquent	61	1	0	32	0	0	0	94
Informal Adjustment	13	0	0	5	0	0	0	18
Pretrial Diversion	6	0	0	4	0	0	0	10
Dismissed	3	0	0	6	0	0	0	9
Other	3	0	0	2	0	0	0	5
Review Concluded	3	0	0	0	0	0	0	3
Complaint Substantiated Status Offender	1	0	0	0	0	0	0	1
Complaint Substantiated Dependent/Neglect	0	0	0	1	0	0	0	1
Transfer to Adult Court Hearing	1	0	0	0	0	0	0	1
Case Held Open	0	0	0	1	0	0	0	1
Retired / Nolle Prosequi	0	0	0	0	0	0	0	0
Complaint Substantiated Abused	0	0	0	0	0	0	0	0
Complaint Substantiated Mentally Ill	0	0	0	0	0	0	0	0
Charges Cleared by Transfer to Adult Court	0	0	0	0	0	0	0	0
Unknown	0	0	0	0	0	0	0	0
Totals	189	4	0	149	1	0	0	343
All Action Totals	1,157	14	2	866	3	3	1	2,046

**TENNESSEE COUNCIL OF JUVENILE AND FAMILY COURT JUDGES
2008 HAWKINS COUNTY JUVENILE COURT STATISTICAL DATA**

Formal and Informal Actions by Class of Referral, Race and Sex for CY 2008

	White Male	African American Male	Other Race Male	White Female	African American Female	Other Race Female	Unknown Race or Sex	Total
<u>Offenses Against Persons</u>								
Complaint Substantiated Delinquent	37	0	0	9	0	0	0	46
Informal Adjustment	8	0	0	7	0	0	0	15
Pretrial Diversion	6	0	0	3	0	0	0	9
Dismissed	7	0	0	1	0	0	0	8
Special Proceeding	2	0	0	0	0	0	0	2
Transfer to Adult Court Hearing	1	0	0	0	0	0	0	1
Review Concluded	1	0	0	0	0	0	0	1
Case Held Open	1	0	0	0	0	0	0	1
Retired / Nolle Prosequi	0	0	0	0	0	0	0	0
Complaint Substantiated Status Offender	0	0	0	0	0	0	0	0
Complaint Substantiated Dependent/Neglect	0	0	0	0	0	0	0	0
Complaint Substantiated Abused	0	0	0	0	0	0	0	0
Complaint Substantiated Mentally Ill	0	0	0	0	0	0	0	0
Charges Cleared by Transfer to Adult Court	0	0	0	0	0	0	0	0
Unknown	0	0	0	0	0	0	0	0
Other	0	0	0	0	0	0	0	0
Totals	63	0	0	20	0	0	0	83

<u>Offenses Against Property</u>								
Complaint Substantiated Delinquent	70	0	0	21	0	0	0	91
Pretrial Diversion	18	1	0	2	0	0	0	21
Informal Adjustment	11	1	0	2	0	0	0	14
Dismissed	2	0	0	1	0	0	0	3
Special Proceeding	3	0	0	0	0	0	0	3
Transfer to Adult Court Hearing	1	0	0	0	0	0	0	1
Retired / Nolle Prosequi	0	0	0	0	0	0	0	0
Complaint Substantiated Status Offender	0	0	0	0	0	0	0	0
Complaint Substantiated Dependent/Neglect	0	0	0	0	0	0	0	0
Complaint Substantiated Abused	0	0	0	0	0	0	0	0
Complaint Substantiated Mentally Ill	0	0	0	0	0	0	0	0
Charges Cleared by Transfer to Adult Court	0	0	0	0	0	0	0	0
Review Concluded	0	0	0	0	0	0	0	0
Case Held Open	0	0	0	0	0	0	0	0
Unknown	0	0	0	0	0	0	0	0
Other	0	0	0	0	0	0	0	0
Totals	105	2	0	26	0	0	0	133

**TENNESSEE COUNCIL OF JUVENILE AND FAMILY COURT JUDGES
2008 HAWKINS COUNTY JUVENILE COURT STATISTICAL DATA**

Formal and Informal Actions by Class of Referral, Race and Sex for CY 2008

	White Male	African American Male	Other Race Male	White Female	African American Female	Other Race Female	Unknown Race or Sex	Total
<u>Illegal Conduct</u>								
Complaint Substantiated Delinquent	181	0	0	77	1	0	0	259
Informal Adjustment	128	2	0	86	0	2	0	218
Complaint Substantiated Status Offender	14	1	0	16	0	0	0	31
Pretrial Diversion	16	0	0	4	0	0	0	20
Special Proceeding	8	0	0	3	0	0	0	11
Dismissed	4	0	0	6	0	0	0	10
Review Concluded	2	0	0	1	0	0	0	3
Transfer to Adult Court Hearing	2	0	0	0	0	0	0	2
Case Held Open	0	0	0	1	0	0	0	1
Other	0	0	0	1	0	0	0	1
Retired / Nolle Prosequi	0	0	0	0	0	0	0	0
Complaint Substantiated Dependent/Neglect	0	0	0	0	0	0	0	0
Complaint Substantiated Abused	0	0	0	0	0	0	0	0
Complaint Substantiated Mentally Ill	0	0	0	0	0	0	0	0
Charges Cleared by Transfer to Adult Court	0	0	0	0	0	0	0	0
Unknown	0	0	0	0	0	0	0	0
Totals	355	3	0	195	1	2	0	556

Status Offenses

Complaint Substantiated Delinquent	97	1	0	109	1	1	0	209
Informal Adjustment	54	0	0	28	0	0	0	82
Complaint Substantiated Status Offender	16	1	0	20	0	0	0	37
Dismissed	6	1	0	5	0	0	0	12
Special Proceeding	3	0	0	4	0	0	0	7
Pretrial Diversion	2	0	0	0	0	0	0	2
Case Held Open	1	0	0	0	0	0	0	1
Other	1	0	0	0	0	0	0	1
Retired / Nolle Prosequi	0	0	0	0	0	0	0	0
Complaint Substantiated Dependent/Neglect	0	0	0	0	0	0	0	0
Complaint Substantiated Abused	0	0	0	0	0	0	0	0
Complaint Substantiated Mentally Ill	0	0	0	0	0	0	0	0
Transfer to Adult Court Hearing	0	0	0	0	0	0	0	0
Charges Cleared by Transfer to Adult Court	0	0	0	0	0	0	0	0
Review Concluded	0	0	0	0	0	0	0	0
Unknown	0	0	0	0	0	0	0	0
Totals	180	3	0	166	1	1	0	351

**TENNESSEE COUNCIL OF JUVENILE AND FAMILY COURT JUDGES
2008 HAWKINS COUNTY JUVENILE COURT STATISTICAL DATA**

Formal and Informal Actions by Class of Referral, Race and Sex for CY 2008

	White Male	African American Male	Other Race Male	White Female	African American Female	Other Race Female	Unknown Race or Sex	Total
<u>Dependency/Neglect</u>								
Special Proceeding	4	0	0	17	0	0	0	21
Dismissed	1	0	0	0	0	0	0	1
Retired / Nolle Prosequi	0	0	0	0	0	0	0	0
Complaint Substantiated Delinquent	0	0	0	0	0	0	0	0
Complaint Substantiated Status Offender	0	0	0	0	0	0	0	0
Complaint Substantiated Dependent/Neglect	0	0	0	0	0	0	0	0
Complaint Substantiated Abused	0	0	0	0	0	0	0	0
Complaint Substantiated Mentally Ill	0	0	0	0	0	0	0	0
Informal Adjustment	0	0	0	0	0	0	0	0
Pretrial Diversion	0	0	0	0	0	0	0	0
Transfer to Adult Court Hearing	0	0	0	0	0	0	0	0
Charges Cleared by Transfer to Adult Court	0	0	0	0	0	0	0	0
Review Concluded	0	0	0	0	0	0	0	0
Case Held Open	0	0	0	0	0	0	0	0
Unknown	0	0	0	0	0	0	0	0
Other	0	0	0	0	0	0	0	0
Totals	5	0	0	17	0	0	0	22

Other Violation Proceedings

Dismissed	0	0	0	0	0	0	0	0
Retired / Nolle Prosequi	0	0	0	0	0	0	0	0
Complaint Substantiated Delinquent	0	0	0	0	0	0	0	0
Complaint Substantiated Status Offender	0	0	0	0	0	0	0	0
Complaint Substantiated Dependent/Neglect	0	0	0	0	0	0	0	0
Complaint Substantiated Abused	0	0	0	0	0	0	0	0
Complaint Substantiated Mentally Ill	0	0	0	0	0	0	0	0
Informal Adjustment	0	0	0	0	0	0	0	0
Pretrial Diversion	0	0	0	0	0	0	0	0
Transfer to Adult Court Hearing	0	0	0	0	0	0	0	0
Charges Cleared by Transfer to Adult Court	0	0	0	0	0	0	0	0
Special Proceeding	0	0	0	0	0	0	0	0
Review Concluded	0	0	0	0	0	0	0	0
Case Held Open	0	0	0	0	0	0	0	0
Unknown	0	0	0	0	0	0	0	0
Other	0	0	0	0	0	0	0	0
Totals	0	0	0	0	0	0	0	0

**TENNESSEE COUNCIL OF JUVENILE AND FAMILY COURT JUDGES
2008 HAWKINS COUNTY JUVENILE COURT STATISTICAL DATA**

Formal and Informal Actions by Class of Referral, Race and Sex for CY 2008

	White Male	African American Male	Other Race Male	White Female	African American Female	Other Race Female	Unknown Race or Sex	Total
<u>Parentage</u>								
Special Proceeding	171	0	2	207	0	0	1	381
Dismissed	19	0	0	10	0	0	0	29
Complaint Substantiated Delinquent	2	0	0	5	0	0	0	7
Other	4	0	0	3	0	0	0	7
Complaint Substantiated Dependent/Neglect	0	0	0	2	0	0	0	2
Retired / Nolle Prosequi	0	0	0	0	0	0	0	0
Complaint Substantiated Status Offender	0	0	0	0	0	0	0	0
Complaint Substantiated Abused	0	0	0	0	0	0	0	0
Complaint Substantiated Mentally Ill	0	0	0	0	0	0	0	0
Informal Adjustment	0	0	0	0	0	0	0	0
Pretrial Diversion	0	0	0	0	0	0	0	0
Transfer to Adult Court Hearing	0	0	0	0	0	0	0	0
Charges Cleared by Transfer to Adult Court	0	0	0	0	0	0	0	0
Review Concluded	0	0	0	0	0	0	0	0
Case Held Open	0	0	0	0	0	0	0	0
Unknown	0	0	0	0	0	0	0	0
Totals	196	0	2	227	0	0	1	426

Special Proceedings

Special Proceeding	63	1	0	64	0	0	0	128
Complaint Substantiated Delinquent	1	0	0	2	0	0	0	3
Other	0	1	0	0	0	0	0	1
Dismissed	0	0	0	0	0	0	0	0
Retired / Nolle Prosequi	0	0	0	0	0	0	0	0
Complaint Substantiated Status Offender	0	0	0	0	0	0	0	0
Complaint Substantiated Dependent/Neglect	0	0	0	0	0	0	0	0
Complaint Substantiated Abused	0	0	0	0	0	0	0	0
Complaint Substantiated Mentally Ill	0	0	0	0	0	0	0	0
Informal Adjustment	0	0	0	0	0	0	0	0
Pretrial Diversion	0	0	0	0	0	0	0	0
Transfer to Adult Court Hearing	0	0	0	0	0	0	0	0
Charges Cleared by Transfer to Adult Court	0	0	0	0	0	0	0	0
Review Concluded	0	0	0	0	0	0	0	0
Case Held Open	0	0	0	0	0	0	0	0
Unknown	0	0	0	0	0	0	0	0
Totals	64	2	0	66	0	0	0	132

**TENNESSEE COUNCIL OF JUVENILE AND FAMILY COURT JUDGES
2008 HAWKINS COUNTY JUVENILE COURT STATISTICAL DATA**

Formal and Informal Actions by Class of Referral, Race and Sex for CY 2008

	White Male	African American Male	Other Race Male	White Female	African American Female	Other Race Female	Unknown Race or Sex	Total
Other								
Special Proceeding	98	3	0	98	1	0	0	200
Complaint Substantiated Delinquent	61	1	0	32	0	0	0	94
Informal Adjustment	13	0	0	5	0	0	0	18
Pretrial Diversion	6	0	0	4	0	0	0	10
Dismissed	3	0	0	6	0	0	0	9
Other	3	0	0	2	0	0	0	5
Review Concluded	3	0	0	0	0	0	0	3
Complaint Substantiated Status Offender	1	0	0	0	0	0	0	1
Complaint Substantiated Dependent/Neglect	0	0	0	1	0	0	0	1
Transfer to Adult Court Hearing	1	0	0	0	0	0	0	1
Case Held Open	0	0	0	1	0	0	0	1
Retired / Nolle Prosequi	0	0	0	0	0	0	0	0
Complaint Substantiated Abused	0	0	0	0	0	0	0	0
Complaint Substantiated Mentally Ill	0	0	0	0	0	0	0	0
Charges Cleared by Transfer to Adult Court	0	0	0	0	0	0	0	0
Unknown	0	0	0	0	0	0	0	0
Totals	189	4	0	149	1	0	0	343
All Action Totals	1,157	14	2	866	3	3	1	2,046

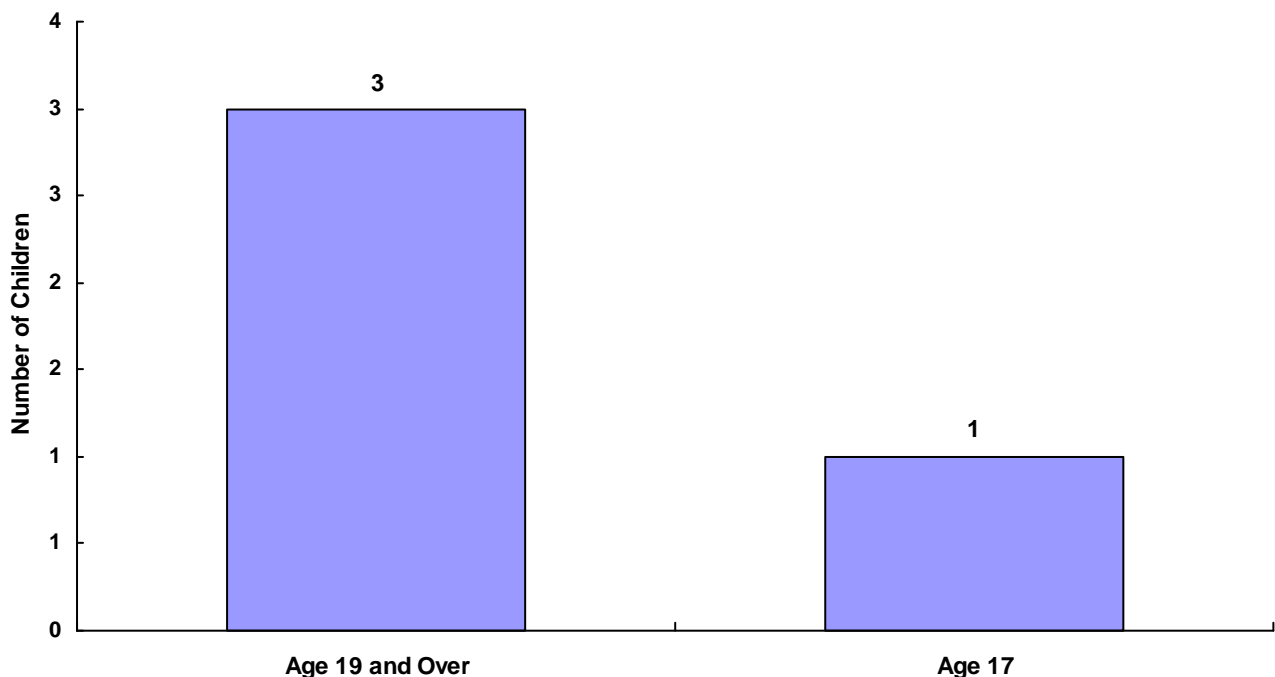
**TENNESSEE COUNCIL OF JUVENILE AND FAMILY COURT JUDGES
2008 HAWKINS COUNTY JUVENILE COURT STATISTICAL DATA**

Children Transferred to Adult Court by Age at Disposition Date, Race and Sex for CY 2008

Total Children = 1,261

	White Male	African American Male	Other Race Male	White Female	African American Female	Other Race Female	Unknown Race or Sex	Total	% of All Children Referred
Age Under 1	0	0	0	0	0	0	0	0	0.00%
Age 1	0	0	0	0	0	0	0	0	0.00%
Age 2	0	0	0	0	0	0	0	0	0.00%
Age 3	0	0	0	0	0	0	0	0	0.00%
Age 4	0	0	0	0	0	0	0	0	0.00%
Age 5	0	0	0	0	0	0	0	0	0.00%
Age 6	0	0	0	0	0	0	0	0	0.00%
Age 7	0	0	0	0	0	0	0	0	0.00%
Age 8	0	0	0	0	0	0	0	0	0.00%
Age 9	0	0	0	0	0	0	0	0	0.00%
Age 10	0	0	0	0	0	0	0	0	0.00%
Age 11	0	0	0	0	0	0	0	0	0.00%
Age 12	0	0	0	0	0	0	0	0	0.00%
Age 13	0	0	0	0	0	0	0	0	0.00%
Age 14	0	0	0	0	0	0	0	0	0.00%
Age 15	0	0	0	0	0	0	0	0	0.00%
Age 16	0	0	0	0	0	0	0	0	0.00%
Age 17	1	0	0	0	0	0	0	1	0.08%
Age 18	0	0	0	0	0	0	0	0	0.00%
Age 19 and Over	3	0	0	0	0	0	0	3	0.24%
Totals	4	0	0	0	0	0	0	4	

Total Children Transferred to Adult Court



**TENNESSEE COUNCIL OF JUVENILE AND FAMILY COURT JUDGES
2008 HAWKINS COUNTY JUVENILE COURT STATISTICAL DATA**

Outcomes by Type Of Disposition, Race and Sex for CY 2008

	White Male	African American Male	Other Race Male	White Female	African American Female	Other Race Female	Unknown Race or Sex	Total
General Action Codes								
Fine	294	4	0	172	1	0	0	471
Public Service	182	4	0	117	2	0	0	305
Case Dismissed	76	2	0	60	0	0	0	138
Referred to Defensive Driving School	78	0	0	51	0	0	0	129
No Contact Order	56	0	0	33	0	1	0	90
Restitution	58	1	0	10	0	0	0	69
Referred for Mental Health Counseling	31	0	0	22	0	0	0	53
Referred for Alcohol and Drug Counseling	24	0	0	7	0	0	0	31
Referral to Juvenile Court Educ-Based Pgm	13	0	0	12	0	0	0	25
Held Open For Review	15	0	0	8	0	0	0	23
Referral to Another Entity for Superv/Servc	10	0	0	10	0	0	0	20
Supervision / Probation to Juvenile Court	8	2	0	8	0	0	0	18
Warned / Counseled	1	0	0	5	0	0	0	6
Injunction Other than No Contact Order	6	0	0	0	0	0	0	6
Driver's License Held Informally	4	0	0	0	0	0	0	4
Probation to Parents	0	0	0	2	0	0	0	2
Runaway Returned	2	0	0	0	0	0	0	2
Case Retired or Nolle Prosequi	1	0	0	0	0	0	0	1
Referred to Alternative School	0	0	0	0	0	0	0	0
Referred to Private Child Agency	0	0	0	0	0	0	0	0
Referred to Alcohol Safety School	0	0	0	0	0	0	0	0
Voluntary Placement with DMHMR	0	0	0	0	0	0	0	0
Private Mental Health Placement	0	0	0	0	0	0	0	0
Private MR Placement	0	0	0	0	0	0	0	0
Placement with City/Cnty Agcy/Facility	0	0	0	0	0	0	0	0
Placement with Relative / Other Individual	0	0	0	0	0	0	0	0
House Arrest	0	0	0	0	0	0	0	0
Court Defined Curfew	0	0	0	0	0	0	0	0
Dismissed from Informal Adjustment	0	0	0	0	0	0	0	0
Dismissed from Pretrial Diversion	0	0	0	0	0	0	0	0
Released from Probation	0	0	0	0	0	0	0	0
Totals	859	13	0	517	3	1	0	1,393

**TENNESSEE COUNCIL OF JUVENILE AND FAMILY COURT JUDGES
2008 HAWKINS COUNTY JUVENILE COURT STATISTICAL DATA**

Outcomes by Type Of Disposition, Race and Sex for CY 2008

	White Male	African American Male	Other Race Male	White Female	African American Female	Other Race Female	Unknown Race or Sex	Total
Formal Action Codes								
DCS Commitment - Custody	38	0	0	25	0	0	0	63
DCS Commitment - Suspended	34	0	0	23	0	0	0	57
DCS Probation	18	0	0	3	0	0	0	21
Transfer to Another Juvenile Court for Dispo	10	2	0	7	1	0	0	20
Parental Rights Terminated	3	0	0	7	0	0	0	10
DCS Intensive Probation	4	0	0	3	0	0	0	7
Placed Under a Valid Court Order	5	0	0	2	0	0	0	7
Transferred to Adult Court	6	0	0	0	0	0	0	6
DMHMR Involuntary Commitment	0	0	0	0	0	0	0	0
DCS Commitment - Determinate	0	0	0	0	0	0	0	0
Other Intensive Probation	0	0	0	0	0	0	0	0
Supervision by DCS	0	0	0	0	0	0	0	0
Parental Rights Not Terminated	0	0	0	0	0	0	0	0
Totals	118	2	0	70	1	0	0	191

Special Proceedings

Court Costs	275	5	0	187	1	1	0	469
Custody Changed	113	0	0	108	0	0	0	221
Foster Care Continued	66	2	0	71	0	0	0	139
Visitation Changed	44	0	1	64	0	0	1	110
Custody Unchanged	24	0	1	44	0	0	1	70
Child Support Granted	5	0	0	8	0	0	0	13
Order of Reference to DCS	4	0	0	4	0	0	0	8
Paternity Determined / Child Legitimated	5	0	0	3	0	0	0	8
Visitation Unchanged	3	0	0	1	0	0	0	4
Voluntary Acknowledgement of Paternity	0	0	0	2	0	0	0	2
Child Support Denied	1	0	0	1	0	0	0	2
Foster Care Terminated	1	0	0	0	0	0	0	1
Paternity Not Determ/Child Not Legitimated	0	0	0	0	0	0	0	0
Child Support Amended	0	0	0	0	0	0	0	0
Child Support Terminated	0	0	0	0	0	0	0	0
Request for Medical Treatment Granted	0	0	0	0	0	0	0	0
Request for Medical Treatment Denied	0	0	0	0	0	0	0	0
Consent to Marry Granted	0	0	0	0	0	0	0	0
Consent to Marry Denied	0	0	0	0	0	0	0	0
Totals	541	7	2	493	1	1	2	1,047


Other Outcome Codes

Other	591	6	1	441	2	1	0	1,042
Totals	591	6	1	441	2	1	0	1,042

All Outcome Totals	2,109	28	3	1,521	7	3	2	3,673
---------------------------	--------------	-----------	----------	--------------	----------	----------	----------	--------------

TENNESSEE COUNCIL OF JUVENILE AND FAMILY COURT JUDGES
2008 HAWKINS COUNTY JUVENILE COURT STATISTICAL DATA

Breakdown of Referrals by Court Personnel Executing the Action in CY 2008



	Referrals	% of Referrals
Judge	1,664	81.33%
Referee	0	0.00%
YSO	382	18.67%
Other	0	0.00%
Total	2,046	100.00%