

2008

State of Tennessee

Annual Juvenile Court Statistical Report

Humphreys County Breakdown

TABLE OF CONTENTS

Report Numbers Listed Below are shown at the Bottom of each Report, followed by the Report Page Number

	Report Number
Juvenile Court Referral Process	
Chart – The Juvenile Court Referral Process	1
Chart – Delinquent, Dependent/Neglect/Abuse, and Status/Unruly Referrals	2
Chart – Referrals by Type of Offense	3
Chart – Referrals for Status/Unruly Offenses	4
Children and Referral Counts by Race and Sex	
Table – Children with Delinquent Referrals by Race and Sex	5
Table – Children with Status/Unruly Referrals by Race and Sex	5
Table – Children with Dependency/Neglect/Abuse Allegations by Race and Sex	5
Table – Referrals Delinquent Referrals by Race and Sex	6
Table – Referrals Status/Unruly Referrals by Race and Sex	6
Table – Referrals Dependency/Neglect/Abuse Allegations by Race and Sex	6
Table/Chart – Referrals by Age Group, Race and Sex	7
Table/Chart – Children Referred by Age, Race and Sex	8
Table/Chart – Children Referred by Race and Sex	9
Table/Chart – Children of Hispanic Origin by Race and Sex	10
Table – Referrals by Type of Offense, Age Group, Race and Sex	11
Living Arrangement of the Child at Time of Referral	
Table/Chart – Living Arrangement at Time of Referral by Race and Sex	12
School Status of Individual Children at Time of Referral to Juvenile Court	
Table – Last Grade Completed by Children by Race and Sex	13
Table – Children Enrolled in School	13
Table – Children Enrolled in Special Education	13
Referral Information by Race, Sex and Class of Referral/Offense	
Table/Chart – Class of Referrals by Race and Sex	14
Table - Referrals by Class and Type of Offense by Race and Sex	15
Referral Reasons by Type, Race and Sex	
Table – Referral Reasons by Type of Offense, Race and Sex	16
Table – Top 4 Referral Reasons by Sex and Race	17
Table – Top 4 Referral Reasons by Sex, Race and Type of Offense	18
Source of Referrals to the Juvenile Court	
Table – Source of Referrals by Race and Sex	19
Table – Six Most Frequent Referral Reasons by Source, Race and Sex	20
Table – Source of Referrals by Type of Offense, Race and Sex	21
Children Referred with Weapons Charges	
Table/Chart – Children Referred for Unlawful Carrying/Possession of a Weapon by Age, Race and Sex	22
Table/Chart – Children Referred for Carrying Weapons on School Property	23
Intake Actions at Referral	
Table/Chart – Intake Actions at Referral by Race and Sex	24
Table/Chart – Intake Actions of Referrals by Class of Offense, Race and Sex	25

TABLE OF CONTENTS

Report Numbers Listed Below are shown at the Bottom of each Report, followed by the Report Page Number

	Report Number
Detention Statistics at Referral	
Table – Detention Statistics at Referral by Individual Child by Race and Sex	26
Table – Detention Statistics at Referral by Individual Case	26
Table – Placement After Secure Detention Hearing by Individual Child by Race and Sex	27
Table – Placement After Secure Detention Hearing by Individual Case	27
Dispositional Procedures	
Table – Procedures used to Dispose or Adjust All Referrals	28
Table – Referrals Disposed by Formal Adjudicatory Proceedings	28
Table – Referrals Disposed by Other Actions	28
Formal and Informal Actions	
Table/Chart – Formal and Informal Actions by Race and Sex	29
Table – Formal and Informal Actions by Type of Offense, Race and Sex	30
Table – Formal and Informal Actions by Class of Referral, Race and Sex	31
Children Transferred to Adult Court	
Table/Chart – Children Transferred to Adult Court by Age, Race and Sex	32
Outcomes by Type of Disposition	
Table – Outcomes by Type of Disposition, Race and Sex	33
Juvenile Court Referrals Disposed County-Wide Based on Number of Referrals	
Table/Chart – Breakdown of Referrals by Court Personnel Executing the Action	34

**TENNESSEE COUNCIL OF JUVENILE AND FAMILY COURT JUDGES
2008 HUMPHREYS COUNTY JUVENILE COURT STATISTICAL DATA**

The Juvenile Court Referral Process for CY 2008

Delinquent 397	Status 93	Dependency and Neglect 105	Other Violations 1	Special Proceedings 451	Parentage 363	Other 10
--------------------------	---------------------	--------------------------------------	------------------------------	-----------------------------------	-------------------------	--------------------



Parents, Victims, School, Relatives, State Dept, etc.
1,084

Law Enforcement
336

Pretrial Diversion, Informal Adjustment
37

Court Actions
1,420

Transfer to Adult Court Hearing
0

Charges Cleared By Transfer to Adult Court
0



Formal Adjudications
397

Special Proceeding
985


Review Concluded
0



Juvenile Court System Outcomes / Dispositions
1,651

Case Held Open
0

Other
1




Formal
92



General
556



Special Proceedings
318

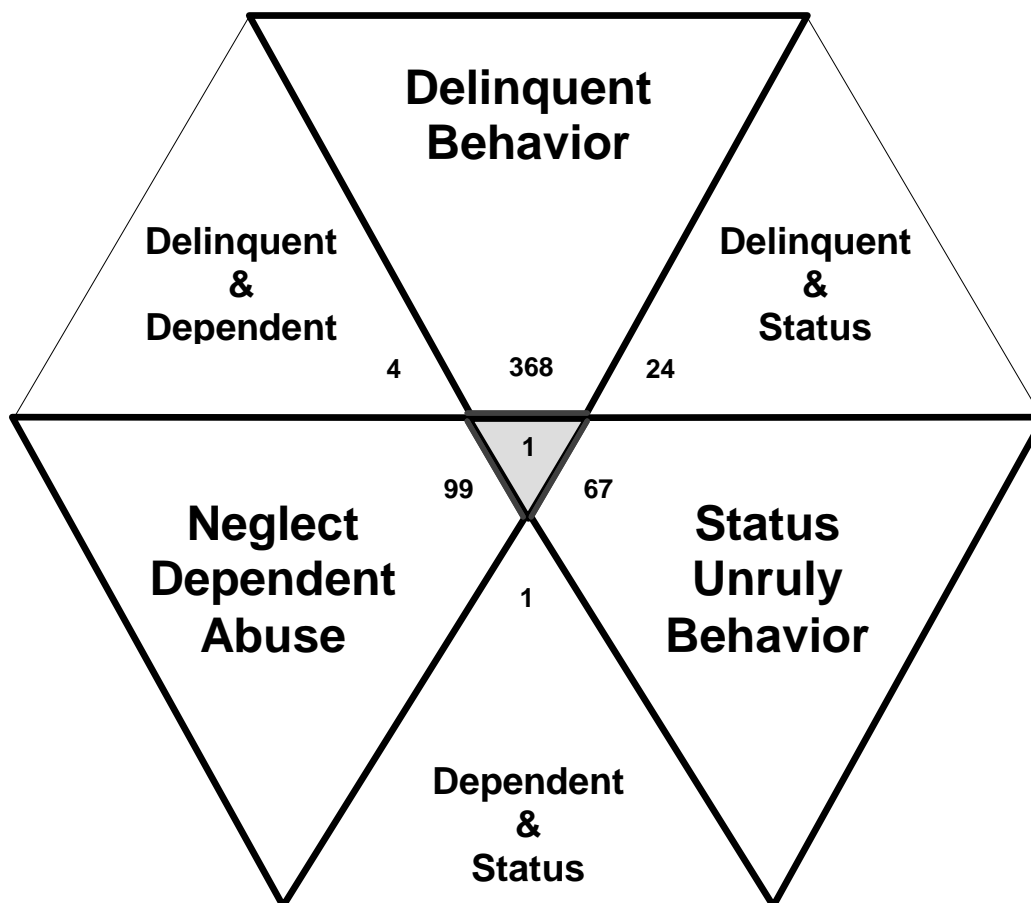


Other
685

**TENNESSEE COUNCIL OF JUVENILE AND FAMILY COURT JUDGES
2008 HUMPHREYS COUNTY JUVENILE COURT STATISTICAL DATA**

Delinquent, Dependent/Neglect/Abuse, and Status/Unruly Referrals for CY 2008

Total = 564



The remaining referrals are for:
Custody, Visitation, Paternity/Legitimation, Child Support,
Special Procedures and Other Referrals

Each child may be counted
in more than one category

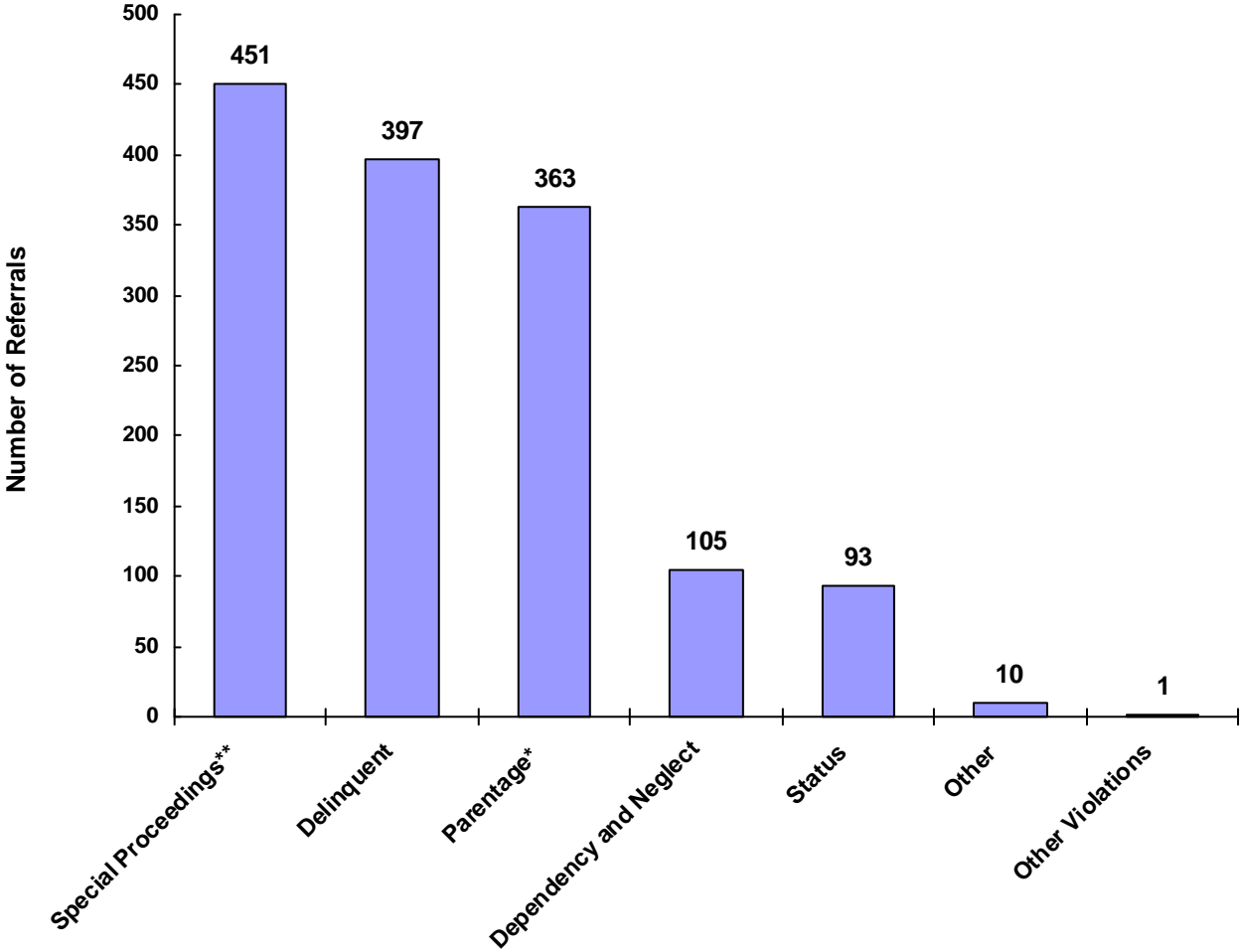
Total number of individual children for ALL referrals
disposed by juvenile courts during CY 2008 equals 431

Children can have referrals in multiple categories. The drawing above shows that in the year 2008 there were 368 referrals to Humphreys County Juvenile Court for children with only delinquent offenses, 67 for those with only status/unruly behavior, and 99 for children with neglect, dependent or abuse referrals during the calendar year. There were 24 referrals for children that had a delinquent AND a status/unruly referral. There were 4 referrals for children with both delinquent behavior AND a neglect, dependent or abuse allegation. There were 1 referrals for children that had both a status/unruly referral AND a neglect, dependent or abuse allegation. Also, there were 1 referrals for children that had a delinquent referral, a status/unruly referral AND a neglect, dependent or abuse allegation.

**TENNESSEE COUNCIL OF JUVENILE AND FAMILY COURT JUDGES
2008 HUMPHREYS COUNTY JUVENILE COURT STATISTICAL DATA**

Referrals by Type of Offense in CY 2008

Total Referrals = 1,420



* Parentage includes: Custody, Visitation, Paternity/Legitimation and Child Support

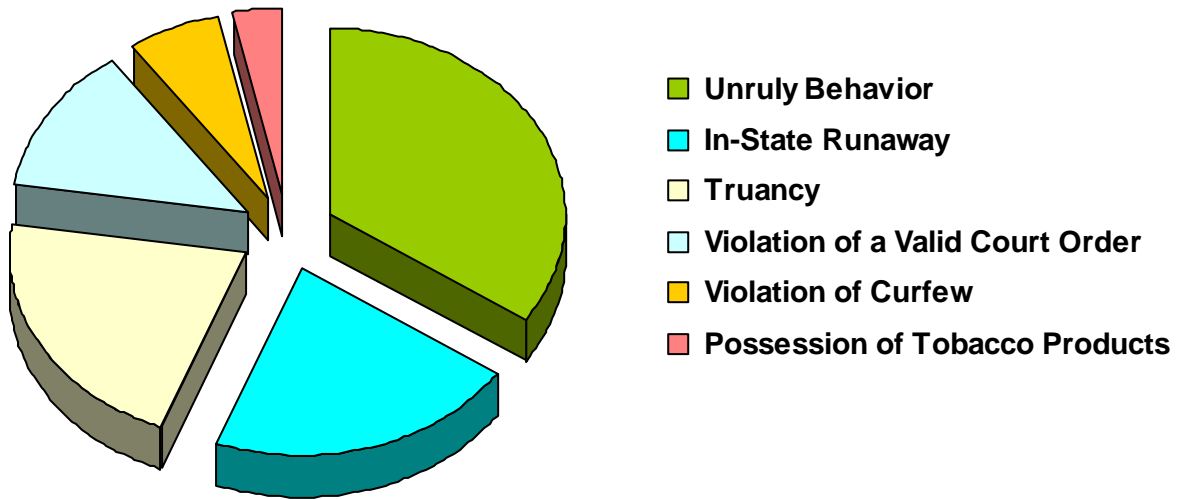
**Special Proceedings include: Judicial Review, Administrative Review, Foster Care Review, Request for Medical Treatment and Consent to Marry

Information from the Juvenile Court represents a total of 431 children and 1,121 cases that were reported to the TCJFCJ.

A Status offense is an offense committed by a child that if committed by an adult, would not be considered an offense or unlawful act. An example of this is smoking when not legally an adult.

**TENNESSEE COUNCIL OF JUVENILE AND FAMILY COURT JUDGES
2008 HUMPHREYS COUNTY JUVENILE COURT STATISTICAL DATA**

**Referrals for Status/Unruly Offenses in CY 2008
Total Status/Unruly Referrals = 93**



Referral Reason	Count	Percent
Unruly Behavior	32	34.41%
Truancy	20	21.51%
In-State Runaway	20	21.51%
Violation of a Valid Court Order	12	12.90%
Violation of Curfew	6	6.45%
Possession of Tobacco Products	3	3.23%
Out-of-State Runaway	0	0.00%
Total	93	

**TENNESSEE COUNCIL OF JUVENILE AND FAMILY COURT JUDGES
2008 HUMPHREYS COUNTY JUVENILE COURT STATISTICAL DATA**

Children* with Delinquent Referrals by Race and Sex for CY 2008

	White	African American	Native American	Asian	Mixed Race	Unknown Race	Total
Male	112	6	0	0	5	0	123
Female	41	3	0	0	2	0	46
Unknown Sex	0	0	0	0	0	0	
Totals	153	9	0	0	7	0	169

Children* with Status/Unruly Referrals by Race and Sex for CY 2008

	White	African American	Native American	Asian	Mixed Race	Unknown Race	Total
Male	23	4	0	0	1	0	28
Female	17	1	0	0	1	0	19
Unknown Sex	0	0	0	0	0	0	
Totals	40	5	0	0	2	0	47

Children* with Dependency/Neglect/Abuse Allegations by Race and Sex for CY 2008

	White	African American	Native American	Asian	Mixed Race	Unknown Race	Total
Male	30	0	0	0	0	0	30
Female	27	0	0	0	0	0	27
Unknown Sex	1	0	0	0	0	0	1
Totals	58	0	0	0	0	0	58

* A child may be counted in more than one category

**TENNESSEE COUNCIL OF JUVENILE AND FAMILY COURT JUDGES
2008 HUMPHREYS COUNTY JUVENILE COURT STATISTICAL DATA**

Delinquent Referrals by Race and Sex for CY 2008

	White	African American	Native American	Asian	Mixed Race	Unknown Race	Total
Male	270	12	0	0	16	0	298
Female	83	13	0	0	3	0	99
Unknown Sex	0	0	0	0	0	0	0
Totals	353	25	0	0	19	0	397

Status/Unruly Referrals by Race and Sex for CY 2008

	White	African American	Native American	Asian	Mixed Race	Unknown Race	Total
Male	45	7	0	0	2	0	54
Female	36	2	0	0	1	0	39
Unknown Sex	0	0	0	0	0	0	0
Totals	81	9	0	0	3	0	93

Dependency/Neglect/Abuse Allegations by Race and Sex for CY 2008

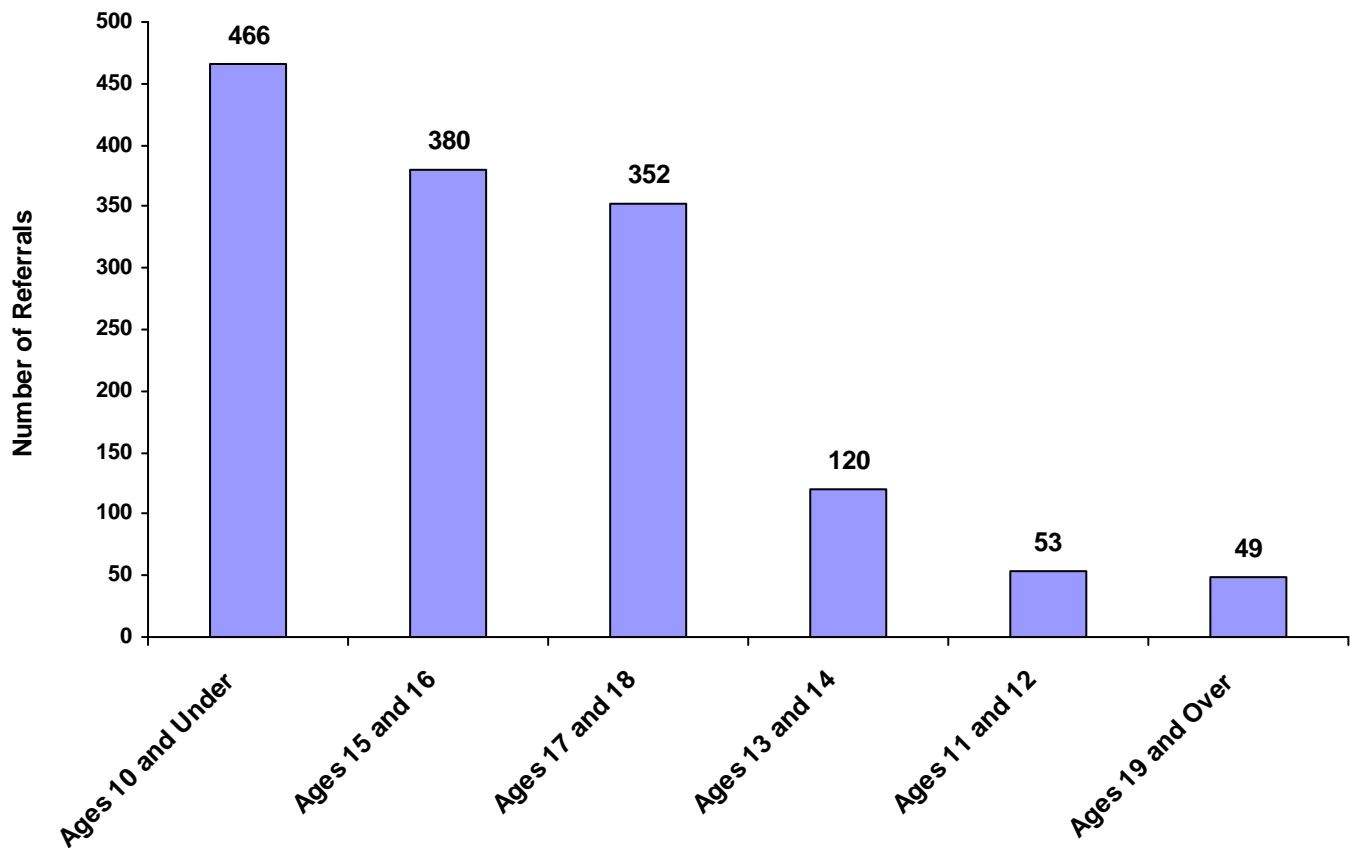
	White	African American	Native American	Asian	Mixed Race	Unknown Race	Total
Male	61	0	0	0	0	0	61
Female	41	1	0	0	0	0	42
Unknown Sex	2	0	0	0	0	0	2
Totals	104	1	0	0	0	0	105

**TENNESSEE COUNCIL OF JUVENILE AND FAMILY COURT JUDGES
2008 HUMPHREYS COUNTY JUVENILE COURT STATISTICAL DATA**

Referrals by Age Group, Race and Sex for CY 2008

	White Male	African American Male	Other Race Male	White Female	African American Female	Other Race Female	Unknown Race or Sex	Total	% of Total Referrals
Birth through Age 10	206	5	10	211	10	12	12	466	32.82%
Ages 11 and 12	19	0	2	31	0	0	1	53	3.73%
Ages 13 and 14	70	5	2	42	0	0	1	120	8.45%
Ages 15 and 16	197	9	15	138	15	5	1	380	26.76%
Ages 17 and 18	235	13	17	79	3	4	1	352	24.79%
Ages 19 and Over	13	3	0	28	3	0	2	49	3.45%
All Age Group Totals	740	35	46	529	31	21	18	1,420	

Total Referrals by Age Group

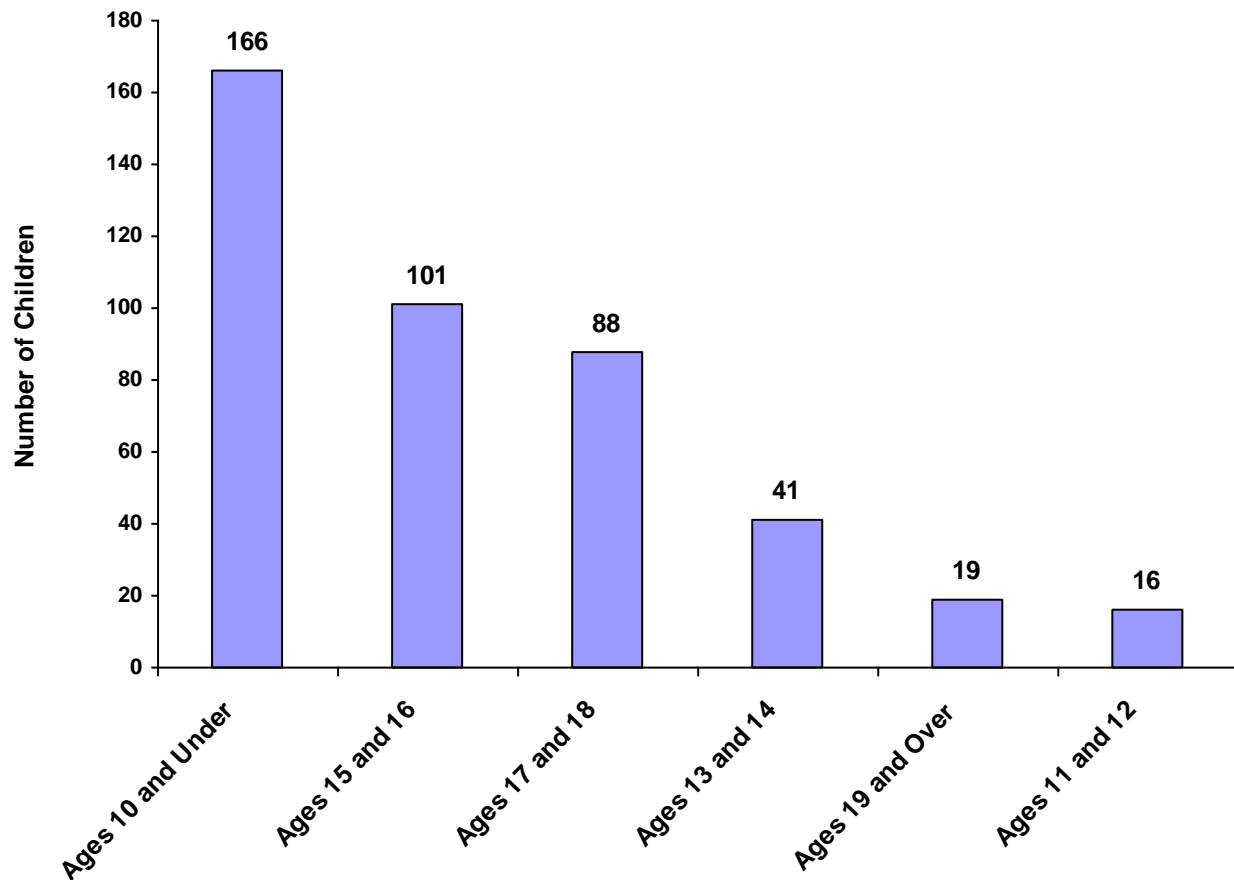


**TENNESSEE COUNCIL OF JUVENILE AND FAMILY COURT JUDGES
2008 HUMPHREYS COUNTY JUVENILE COURT STATISTICAL DATA**

Children Referred by Age Group, Race and Sex for CY 2008

	White Male	African American Male	Other Race Male	White Female	African American Female	Other Race Female	Unknown Race or Sex	Total	% of All Children Referred
Ages 10 and Under	71	2	3	70	5	5	10	166	38.52%
Ages 11 through 12	6	0	1	8	0	0	1	16	3.71%
Ages 13 through 14	22	3	1	14	0	0	1	41	9.51%
Ages 15 through 16	64	3	2	27	3	1	1	101	23.43%
Ages 17 through 18	52	5	3	25	1	1	1	88	20.42%
Ages 19 and Over	5	1	0	11	1	0	1	19	4.41%
Total	220	14	10	155	10	7	15	431	

Total Children by Age Group

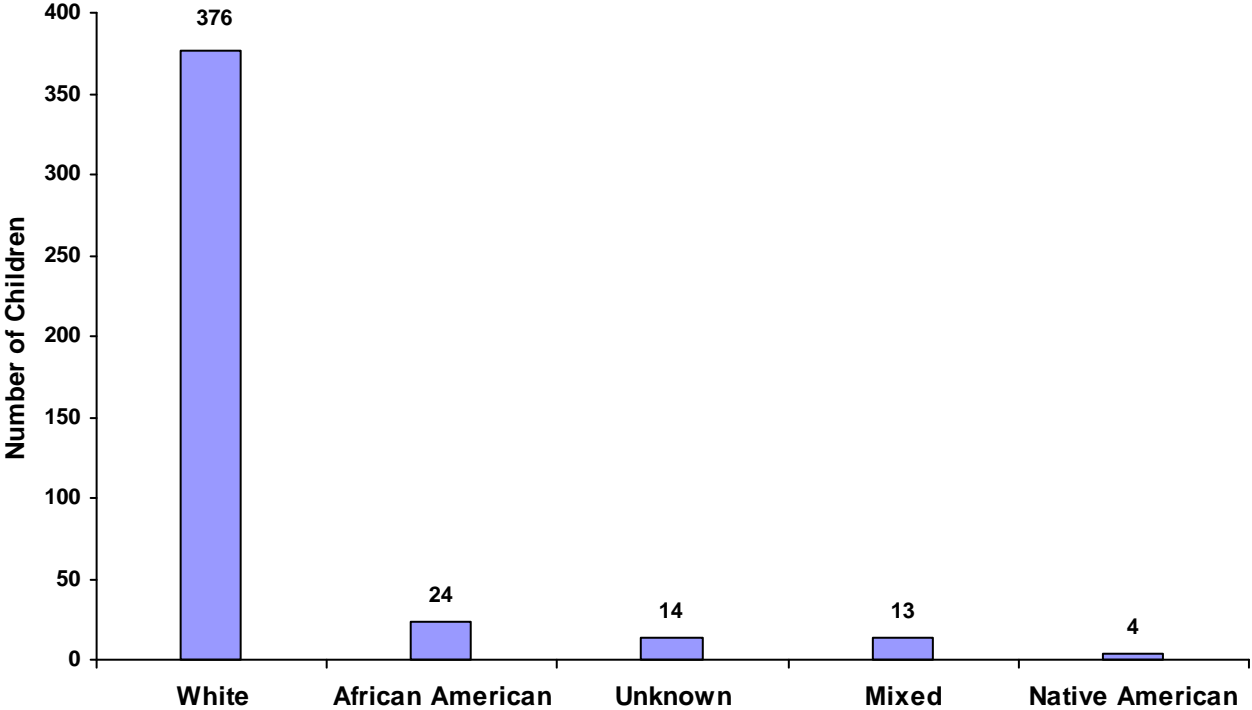


**TENNESSEE COUNCIL OF JUVENILE AND FAMILY COURT JUDGES
2008 HUMPHREYS COUNTY JUVENILE COURT STATISTICAL DATA**

Children Referred by Race and Sex for CY 2008

Race	Male	Female	Unknown	Total
White	220	155	1	376
African American	14	10	0	24
Native American	2	2	0	4
Asian	0	0	0	0
Mixed	8	5	0	13
Unknown	4	3	7	14
Total	248	175	8	431

Total Children by Race

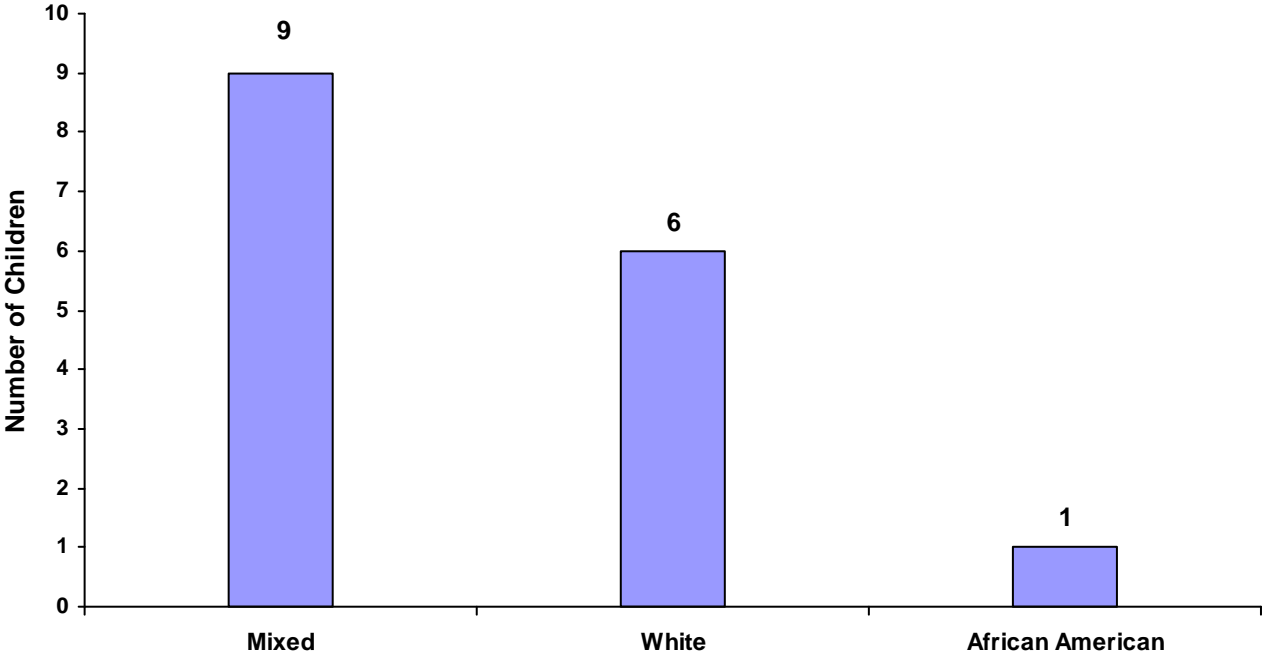


**TENNESSEE COUNCIL OF JUVENILE AND FAMILY COURT JUDGES
2008 HUMPHREYS COUNTY JUVENILE COURT STATISTICAL DATA**

Children of Hispanic Origin by Race and Sex for CY 2008

Race	Male	Female	Unknown	Total
White	6	0	0	6
African American	0	1	0	1
Native American	0	0	0	0
Asian	0	0	0	0
Mixed	6	3	0	9
Unknown	0	0	0	0
Total	12	4	0	16

Total Children of Hispanic Origin by Race



**TENNESSEE COUNCIL OF JUVENILE AND FAMILY COURT JUDGES
2008 HUMPHREYS COUNTY JUVENILE COURT STATISTICAL DATA**

Referrals by Type of Offense, Age Group, Race and Sex for CY 2008

	White Male	African American Male	Other Race Male	White Female	African American Female	Other Race Female	Unknown Race or Sex	Total
Delinquent								
Ages 10 and Under	9	0	0	3	0	0	0	12
Ages 11 through 12	3	0	0	6	0	0	0	9
Ages 13 through 14	25	0	2	7	0	0	0	34
Ages 15 through 16	108	6	7	38	12	1	0	172
Ages 17 through 18	124	6	7	26	1	2	0	166
Ages 19 and Over	1	0	0	3	0	0	0	4
Total	270	12	16	83	13	3	0	397
Status								
Ages 10 and Under	4	0	0	0	0	0	0	4
Ages 11 through 12	3	0	0	0	0	0	0	3
Ages 13 through 14	2	2	0	9	0	0	0	13
Ages 15 through 16	17	1	2	19	2	1	0	42
Ages 17 through 18	19	4	0	8	0	0	0	31
Ages 19 and Over	0	0	0	0	0	0	0	0
Total	45	7	2	36	2	1	0	93
Dependency and Neglect								
Ages 10 and Under	41	0	0	29	1	0	2	73
Ages 11 through 12	2	0	0	5	0	0	0	7
Ages 13 through 14	8	0	0	0	0	0	0	8
Ages 15 through 16	9	0	0	6	0	0	0	15
Ages 17 through 18	0	0	0	1	0	0	0	1
Ages 19 and Over	1	0	0	0	0	0	0	1
Total	61	0	0	41	1	0	2	105
Other Violations								
Ages 10 and Under	0	0	0	0	0	0	0	0
Ages 11 through 12	0	0	0	0	0	0	0	0
Ages 13 through 14	0	0	0	0	0	0	0	0
Ages 15 through 16	1	0	0	0	0	0	0	1
Ages 17 through 18	0	0	0	0	0	0	0	0
Ages 19 and Over	0	0	0	0	0	0	0	0
Total	1	0	0	0	0	0	0	1

**TENNESSEE COUNCIL OF JUVENILE AND FAMILY COURT JUDGES
2008 HUMPHREYS COUNTY JUVENILE COURT STATISTICAL DATA**

Referrals by Type of Offense, Age Group, Race and Sex for CY 2008

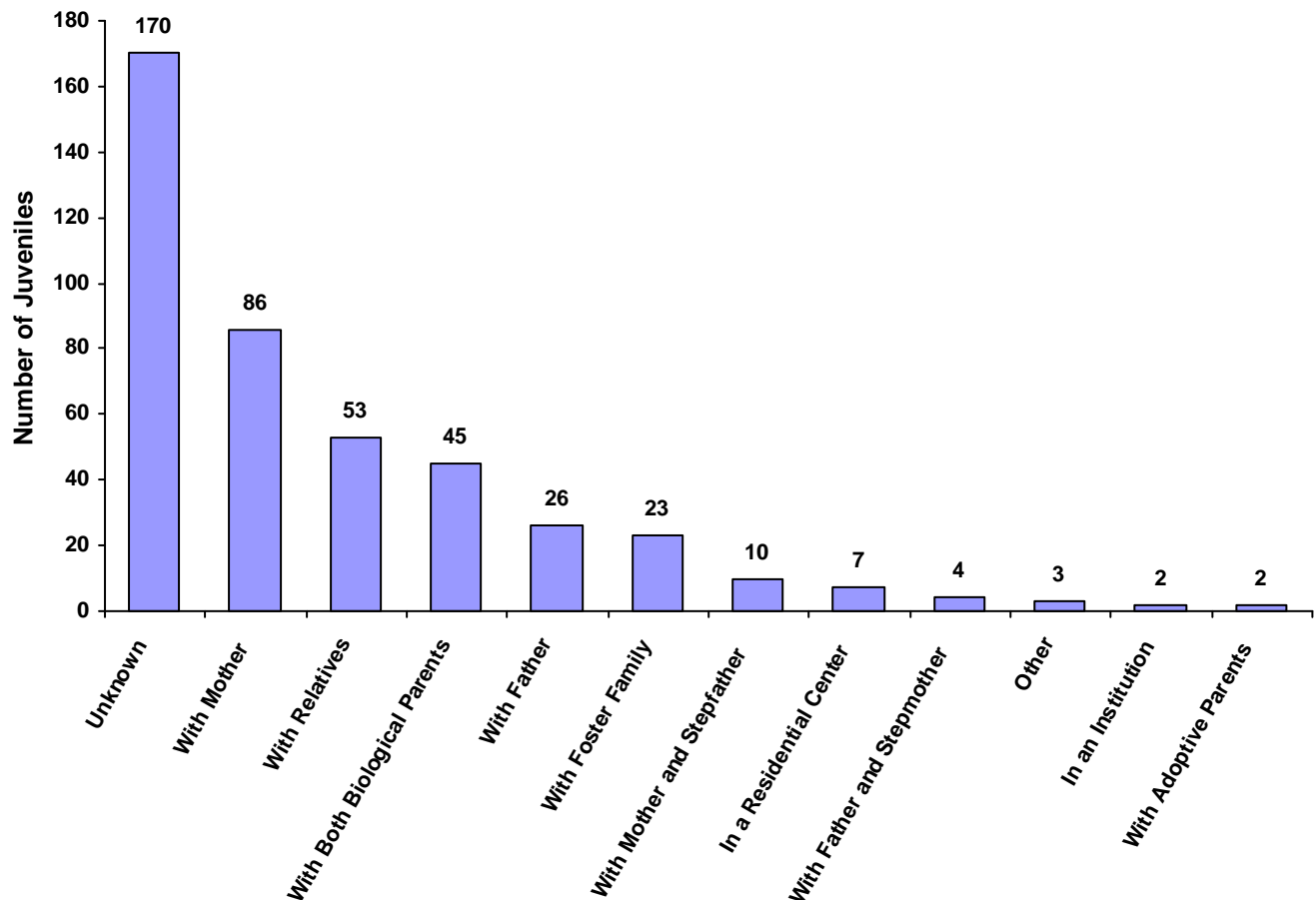
	White Male	African American Male	Other Race Male	White Female	African American Female	Other Race Female	Unknown Race or Sex	Total
Special Proceedings								
Ages 10 and Under	150	5	10	179	9	12	10	375
Ages 11 through 12	11	0	2	18	0	0	1	32
Ages 13 through 14	34	3	0	25	0	0	1	63
Ages 15 through 16	61	2	6	75	1	3	1	149
Ages 17 through 18	91	3	10	42	2	2	1	151
Ages 19 and Over	11	3	0	25	3	0	2	44
Total	358	16	28	364	15	17	16	814
Other								
Ages 10 and Under	2	0	0	0	0	0	0	2
Ages 11 through 12	0	0	0	2	0	0	0	2
Ages 13 through 14	1	0	0	1	0	0	0	2
Ages 15 through 16	1	0	0	0	0	0	0	1
Ages 17 through 18	1	0	0	2	0	0	0	3
Ages 19 and Over	0	0	0	0	0	0	0	0
Total	5	0	0	5	0	0	0	10
Grand Total	740	35	46	529	31	21	18	1,420

TENNESSEE COUNCIL OF JUVENILE AND FAMILY COURT JUDGES 2008 HUMPHREYS COUNTY JUVENILE COURT STATISTICAL DATA

Living Arrangement of Juveniles by Race and Sex for CY 2008

	White Male	African American Male	Other Race Male	White Female	African American Female	Other Race Female	Unknown Race or Sex	Total	% of All Children Referred
With Both Biological Parents	27	0	1	17	0	0	0	45	10.44%
With Father and Stepmother	3	0	0	1	0	0	0	4	0.93%
With Mother and Stepfather	8	0	0	2	0	0	0	10	2.32%
With Mother	38	3	1	35	3	6	0	86	19.95%
With Father	17	1	1	7	0	0	0	26	6.03%
With Relatives	25	3	3	21	0	1	0	53	12.30%
With Adoptive Parents	1	0	1	0	0	0	0	2	0.46%
With Foster Family	11	1	0	10	1	0	0	23	5.34%
In a Group Home	0	0	0	0	0	0	0	0	0.00%
In a Residential Center	3	3	1	0	0	0	0	7	1.62%
In an Institution	0	0	2	0	0	0	0	2	0.46%
Independent	0	0	0	0	0	0	0	0	0.00%
Unknown	85	3	0	61	6	0	15	170	39.44%
Other	2	0	0	1	0	0	0	3	0.70%
Totals	220	14	10	155	10	7	15	431	

Living Arrangement of Juveniles



**TENNESSEE COUNCIL OF JUVENILE AND FAMILY COURT JUDGES
2008 HUMPHREYS COUNTY JUVENILE COURT STATISTICAL DATA**

Last Grade Completed by Children by Race and Sex for CY 2008

	White Male	African American Male	Other Race Male	White Female	African American Female	Other Race Female	Unknown Race or Sex	Total	% of All Children Referred
Too Young for School	27	2	2	27	1	3	4	66	15.31%
Preschool	2	0	0	2	0	2	0	6	1.39%
Kindergarten	3	0	0	6	0	0	0	9	2.09%
1st Grade	2	0	0	0	1	0	1	4	0.93%
2nd Grade	6	0	0	0	0	0	0	6	1.39%
3rd Grade	1	0	0	0	0	0	0	1	0.23%
4th Grade	3	0	1	0	0	0	0	4	0.93%
5th Grade	3	0	0	2	0	0	0	5	1.16%
6th Grade	0	0	1	2	0	0	0	3	0.70%
7th Grade	5	1	1	4	0	0	0	11	2.55%
8th Grade	14	0	0	8	1	0	0	23	5.34%
9th Grade	17	1	1	9	0	1	0	29	6.73%
10th Grade	24	1	0	15	0	0	0	40	9.28%
11th Grade	21	3	0	7	1	0	0	32	7.42%
12th Grade	0	0	0	0	0	0	0	0	0.00%
Non-Graded Special Ed	0	0	0	0	0	0	0	0	0.00%
GED	2	0	0	0	0	0	0	2	0.46%
Graduated	3	0	0	0	0	0	0	3	0.70%
Never Attended School	0	0	0	0	0	0	0	0	0.00%
Unknown	84	6	4	73	6	1	10	184	42.69%
Other	3	0	0	0	0	0	0	3	0.70%
Totals	220	14	10	155	10	7	15	431	

Children Enrolled in School

	Children	% of All Children
Enrolled	249	57.77%
Not Enrolled	73	16.94%
Unknown	109	25.29%
	431	

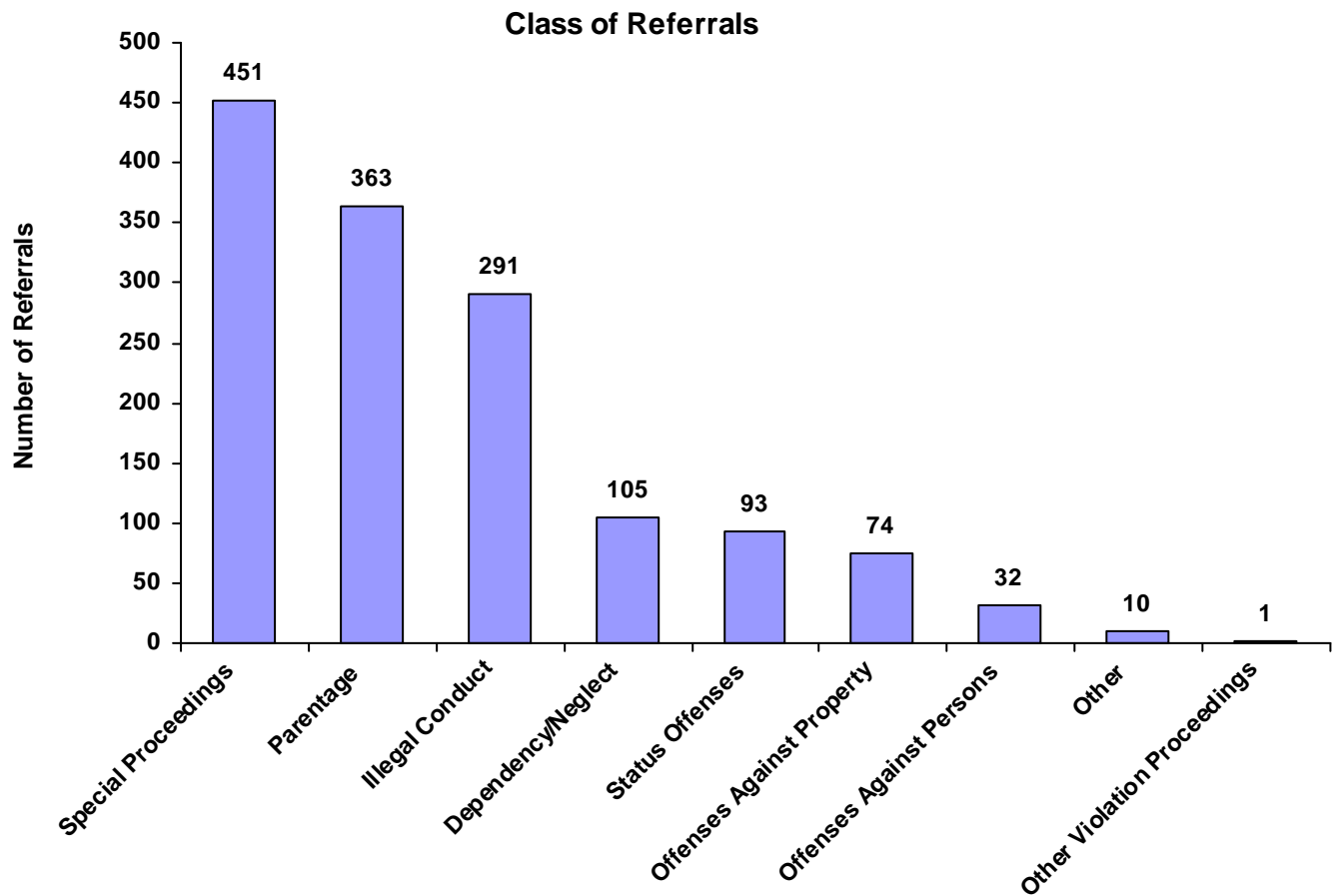
Children Enrolled in Special Education

	Children	% of All Children
Enrolled	43	9.98%
Not Enrolled	241	55.92%
Unknown	147	34.11%
	431	

TENNESSEE COUNCIL OF JUVENILE AND FAMILY COURT JUDGES 2008 HUMPHREYS COUNTY JUVENILE COURT STATISTICAL DATA

Class of Referrals by Race and Sex for CY 2008

	White Male	African American Male	Other Race Male	White Female	African American Female	Other Race Female	Unknown Race or Sex	Total	% of Total Referrals
Offenses Against Persons	20	0	4	8	0	0	0	32	2.25%
Offenses Against Property	56	1	2	8	7	0	0	74	5.21%
Illegal Conduct	194	11	10	67	6	3	0	291	20.49%
Status Offenses	45	7	2	36	2	1	0	93	6.55%
Dependency/Neglect	61	0	0	41	1	0	2	105	7.39%
Other Violation Proceedings	1	0	0	0	0	0	0	1	0.07%
Parentage	143	7	8	170	12	9	14	363	25.56%
Special Proceedings	215	9	20	194	3	8	2	451	31.76%
Other	5	0	0	5	0	0	0	10	0.70%
Totals	740	35	46	529	31	21	18	1,420	



**TENNESSEE COUNCIL OF JUVENILE AND FAMILY COURT JUDGES
2008 HUMPHREYS COUNTY JUVENILE COURT STATISTICAL DATA**

Referrals by Class and Type Of Offense by Race and Sex for CY 2008

	White Male	African American Male	Other Race Male	White Female	African American Female	Other Race Female	Unknown Race or Sex	Total
<u>Offenses Against Persons</u>								
Assault	16	0	4	4	0	0	0	24
Aggravated Assault	0	0	0	4	0	0	0	4
Aggravated Sexual Battery	2	0	0	0	0	0	0	2
Other Sexual Offenses	2	0	0	0	0	0	0	2
Criminal Homicide	0	0	0	0	0	0	0	0
1st Degree Murder	0	0	0	0	0	0	0	0
2nd Degree Murder	0	0	0	0	0	0	0	0
Aggravated Rape	0	0	0	0	0	0	0	0
Rape of a Child	0	0	0	0	0	0	0	0
Aggravated Vehicular Homicide	0	0	0	0	0	0	0	0
Esp. Aggravated Robbery	0	0	0	0	0	0	0	0
Esp. Aggravated Kidnapping	0	0	0	0	0	0	0	0
Aggravated Robbery	0	0	0	0	0	0	0	0
Aggravated Kidnapping	0	0	0	0	0	0	0	0
Aggravated Child Abuse / Neglect	0	0	0	0	0	0	0	0
Rape	0	0	0	0	0	0	0	0
Voluntary Manslaughter	0	0	0	0	0	0	0	0
Vehicular Homicide	0	0	0	0	0	0	0	0
Sexual Abuse of a Child	0	0	0	0	0	0	0	0
Robbery	0	0	0	0	0	0	0	0
Criminally Negligent Homicide	0	0	0	0	0	0	0	0
Attempted Crime Against a Person	0	0	0	0	0	0	0	0
Reckless Endangerment	0	0	0	0	0	0	0	0
Totals	20	0	4	8	0	0	0	32
<u>Offenses Against Property</u>								
Theft of Property	17	0	0	8	4	0	0	29
Vandalism	22	0	2	0	0	0	0	24
Burglary	9	0	0	0	3	0	0	12
Aggravated Burglary	7	0	0	0	0	0	0	7
Arson	1	0	0	0	0	0	0	1
Unauthorized Use of a Vehicle	0	1	0	0	0	0	0	1
Aggravated Arson	0	0	0	0	0	0	0	0
Forgery	0	0	0	0	0	0	0	0
Worthless Checks	0	0	0	0	0	0	0	0
Illegal Poss/Use of Credit/Debit Cards	0	0	0	0	0	0	0	0
Cruelty to Animals	0	0	0	0	0	0	0	0
Totals	56	1	2	8	7	0	0	74

**TENNESSEE COUNCIL OF JUVENILE AND FAMILY COURT JUDGES
2008 HUMPHREYS COUNTY JUVENILE COURT STATISTICAL DATA**

Referrals by Class and Type Of Offense by Race and Sex for CY 2008

	White Male	African American Male	Other Race Male	White Female	African American Female	Other Race Female	Unknown Race or Sex	Total
<u>Illegal Conduct</u>								
Traffic	78	3	5	22	1	2	0	111
Other Drug Offenses	24	3	0	16	0	0	0	43
Violation of Probation	21	0	2	11	3	1	0	38
Possession/Consumption of Alcohol	15	5	0	1	2	0	0	23
Contempt of Court	9	0	0	8	0	0	0	17
Disorderly Conduct	5	0	0	4	0	0	0	9
Resist Stop/Frisk/Halt/Arrest/Search	6	0	2	0	0	0	0	8
Violation of Wildlife Regulations	8	0	0	0	0	0	0	8
Harassment	4	0	0	3	0	0	0	7
Possession of Controlled Substances	6	0	0	0	0	0	0	6
Driving Under Influence (DUI)	6	0	0	0	0	0	0	6
Criminal Trespass	4	0	0	0	0	0	0	4
Carrying Weapons on School Property	2	0	0	1	0	0	0	3
Unlawful Carrying / Poss of a Weapon	2	0	0	1	0	0	0	3
Evading Arrest	2	0	0	0	0	0	0	2
Local Ordinances	1	0	1	0	0	0	0	2
Criminal Impersonation	1	0	0	0	0	0	0	1
Sale of Controlled Substances	0	0	0	0	0	0	0	0
Criminal Attempt	0	0	0	0	0	0	0	0
Escape	0	0	0	0	0	0	0	0
Aggravated Criminal Trespass	0	0	0	0	0	0	0	0
Failure to Appear	0	0	0	0	0	0	0	0
Filing a False Police Report	0	0	0	0	0	0	0	0
Public Intoxication	0	0	0	0	0	0	0	0
Gambling	0	0	0	0	0	0	0	0
Violation of Aftercare	0	0	0	0	0	0	0	0
Totals	194	11	10	67	6	3	0	291
<u>Status Offenses</u>								
Unruly Behavior	9	4	0	19	0	0	0	32
Truancy	13	0	0	6	0	1	0	20
In-State Runaway	8	3	2	7	0	0	0	20
Violation of a Valid Court Order	8	0	0	4	0	0	0	12
Violation of Curfew	4	0	0	0	2	0	0	6
Possession of Tobacco Products	3	0	0	0	0	0	0	3
Out-of-State Runaway	0	0	0	0	0	0	0	0
Totals	45	7	2	36	2	1	0	93
<u>Dependency/Neglect</u>								
Dependency / Neglect	55	0	0	39	0	0	2	96
Termination of Parental Rights	6	0	0	2	1	0	0	9
Sexually Abused Child	0	0	0	0	0	0	0	0
Physically Abused Child	0	0	0	0	0	0	0	0
Totals	61	0	0	41	1	0	2	105

**TENNESSEE COUNCIL OF JUVENILE AND FAMILY COURT JUDGES
2008 HUMPHREYS COUNTY JUVENILE COURT STATISTICAL DATA**

Referrals by Class and Type Of Offense by Race and Sex for CY 2008

	White Male	African American Male	Other Race Male	White Female	African American Female	Other Race Female	Unknown Race or Sex	Total
<u>Other Violation Proceedings</u>								
Violation of Informal Adjustment	1	0	0	0	0	0	0	1
Violation of Pretrial Diversion	0	0	0	0	0	0	0	0
Totals	1	0	0	0	0	0	0	1
<u>Parentage</u>								
Child Support	109	5	0	87	12	3	12	228
Custody	30	2	8	78	0	6	2	126
Paternity / Legitimation	4	0	0	4	0	0	0	8
Visitation	0	0	0	1	0	0	0	1
Totals	143	7	8	170	12	9	14	363
<u>Special Proceedings</u>								
Judicial Review	215	9	20	194	3	8	2	451
Administrative Review	0	0	0	0	0	0	0	0
Foster Care Review	0	0	0	0	0	0	0	0
Request for Medical Treatment	0	0	0	0	0	0	0	0
Consent to Marry	0	0	0	0	0	0	0	0
Totals	215	9	20	194	3	8	2	451
<u>Other</u>								
Other	5	0	0	5	0	0	0	10
Totals	5	0	0	5	0	0	0	10
All Referral Totals	740	35	46	529	31	21	18	1,420

TENNESSEE COUNCIL OF JUVENILE AND FAMILY COURT JUDGES 2008 HUMPHREYS COUNTY JUVENILE COURT STATISTICAL DATA

Referral Reasons by Type of Offense, Race and Sex for CY 2008

	White Male	African American Male	Other Race Male	White Female	African American Female	Other Race Female	Unknown Race or Sex	Total
Delinquent								
Traffic	78	3	5	22	1	2	0	111
Other Drug Offenses	24	3	0	16	0	0	0	43
Violation of Probation	21	0	2	11	3	1	0	38
Theft of Property	17	0	0	8	4	0	0	29
Assault	16	0	4	4	0	0	0	24
Vandalism	22	0	2	0	0	0	0	24
Possession/Consumption of Alcohol	15	5	0	1	2	0	0	23
Contempt of Court	9	0	0	8	0	0	0	17
Burglary	9	0	0	0	3	0	0	12
Disorderly Conduct	5	0	0	4	0	0	0	9
Resist Stop/Frisk/Halt/Arrest/Search	6	0	2	0	0	0	0	8
Violation of Wildlife Regulations	8	0	0	0	0	0	0	8
Aggravated Burglary	7	0	0	0	0	0	0	7
Harassment	4	0	0	3	0	0	0	7
Possession of Controlled Substances	6	0	0	0	0	0	0	6
Driving Under Influence (DUI)	6	0	0	0	0	0	0	6
Aggravated Assault	0	0	0	4	0	0	0	4
Criminal Trespass	4	0	0	0	0	0	0	4
Carrying Weapons on School Property	2	0	0	1	0	0	0	3
Unlawful Carrying / Poss of a Weapon	2	0	0	1	0	0	0	3
Aggravated Sexual Battery	2	0	0	0	0	0	0	2
Other Sexual Offenses	2	0	0	0	0	0	0	2
Evading Arrest	2	0	0	0	0	0	0	2
Local Ordinances	1	0	1	0	0	0	0	2
Arson	1	0	0	0	0	0	0	1
Unauthorized Use of a Vehicle	0	1	0	0	0	0	0	1
Criminal Impersonation	1	0	0	0	0	0	0	1
Criminal Homicide	0	0	0	0	0	0	0	0
1st Degree Murder	0	0	0	0	0	0	0	0
2nd Degree Murder	0	0	0	0	0	0	0	0
Aggravated Rape	0	0	0	0	0	0	0	0
Rape of a Child	0	0	0	0	0	0	0	0
Aggravated Vehicular Homicide	0	0	0	0	0	0	0	0
Esp. Aggravated Robbery	0	0	0	0	0	0	0	0
Esp. Aggravated Kidnapping	0	0	0	0	0	0	0	0
Aggravated Robbery	0	0	0	0	0	0	0	0
Aggravated Kidnapping	0	0	0	0	0	0	0	0
Aggravated Child Abuse / Neglect	0	0	0	0	0	0	0	0
Rape	0	0	0	0	0	0	0	0
Voluntary Manslaughter	0	0	0	0	0	0	0	0
Vehicular Homicide	0	0	0	0	0	0	0	0
Sexual Abuse of a Child	0	0	0	0	0	0	0	0
Robbery	0	0	0	0	0	0	0	0
Criminally Negligent Homicide	0	0	0	0	0	0	0	0
Attempted Crime Against a Person	0	0	0	0	0	0	0	0
Reckless Endangerment	0	0	0	0	0	0	0	0
Aggravated Arson	0	0	0	0	0	0	0	0
Forgery	0	0	0	0	0	0	0	0
Worthless Checks	0	0	0	0	0	0	0	0
Illegal Poss/Use of Credit/Debit Cards	0	0	0	0	0	0	0	0
Cruelty to Animals	0	0	0	0	0	0	0	0
Sale of Controlled Substances	0	0	0	0	0	0	0	0

**TENNESSEE COUNCIL OF JUVENILE AND FAMILY COURT JUDGES
2008 HUMPHREYS COUNTY JUVENILE COURT STATISTICAL DATA**

Referral Reasons by Type of Offense, Race and Sex for CY 2008

	White Male	African American Male	Other Race Male	White Female	African American Female	Other Race Female	Unknown Race or Sex	Total
<u>Delinquent</u>								
Criminal Attempt	0	0	0	0	0	0	0	0
Escape	0	0	0	0	0	0	0	0
Aggravated Criminal Trespass	0	0	0	0	0	0	0	0
Failure to Appear	0	0	0	0	0	0	0	0
Filing a False Police Report	0	0	0	0	0	0	0	0
Public Intoxication	0	0	0	0	0	0	0	0
Gambling	0	0	0	0	0	0	0	0
Violation of Aftercare	0	0	0	0	0	0	0	0
Totals	270	12	16	83	13	3	0	397
<u>Status</u>								
Unruly Behavior	9	4	0	19	0	0	0	32
Truancy	13	0	0	6	0	1	0	20
In-State Runaway	8	3	2	7	0	0	0	20
Violation of a Valid Court Order	8	0	0	4	0	0	0	12
Violation of Curfew	4	0	0	0	2	0	0	6
Possession of Tobacco Products	3	0	0	0	0	0	0	3
Out-of-State Runaway	0	0	0	0	0	0	0	0
Totals	45	7	2	36	2	1	0	93
<u>Dependency and Neglect</u>								
Dependency / Neglect	55	0	0	39	0	0	2	96
Termination of Parental Rights	6	0	0	2	1	0	0	9
Sexually Abused Child	0	0	0	0	0	0	0	0
Physically Abused Child	0	0	0	0	0	0	0	0
Totals	61	0	0	41	1	0	2	105
<u>Other Violations</u>								
Violation of Informal Adjustment	1	0	0	0	0	0	0	1
Violation of Pretrial Diversion	0	0	0	0	0	0	0	0
Totals	1	0	0	0	0	0	0	1
<u>Special Proceedings</u>								
Judicial Review	215	9	20	194	3	8	2	451
Child Support	109	5	0	87	12	3	12	228
Custody	30	2	8	78	0	6	2	126
Paternity / Legitimation	4	0	0	4	0	0	0	8
Visitation	0	0	0	1	0	0	0	1
Administrative Review	0	0	0	0	0	0	0	0
Foster Care Review	0	0	0	0	0	0	0	0
Request for Medical Treatment	0	0	0	0	0	0	0	0
Consent to Marry	0	0	0	0	0	0	0	0
Totals	358	16	28	364	15	17	16	814
<u>Other</u>								
Other	5	0	0	5	0	0	0	10
Totals	5	0	0	5	0	0	0	10
All Referral Totals	740	35	46	529	31	21	18	1,420

**TENNESSEE COUNCIL OF JUVENILE AND FAMILY COURT JUDGES
2008 HUMPHREYS COUNTY JUVENILE COURT STATISTICAL DATA**

Top 4 Referral Reasons by Race and Sex for CY 2008

Sex	Race	Referral Reason	Total
Male			
	White	1. Judicial Review	215
		2. Child Support	109
		3. Traffic	78
		4. Dependency / Neglect	55
	African American	1. Judicial Review	9
		2. Child Support	5
		3. Possession/Consumption of Alcohol	5
		4. Unruly Behavior	4
	Other Race	1. Judicial Review	20
		2. Custody	8
		3. Traffic	5
		4. Assault	4
Female			
	White	1. Judicial Review	194
		2. Child Support	87
		3. Custody	78
		4. Dependency / Neglect	39
	African American	1. Child Support	12
		2. Theft of Property	4
		3. Judicial Review	3
		4. Burglary	3
	Other Race	1. Judicial Review	8
		2. Custody	6
		3. Child Support	3
		4. Traffic	2
Unknown			
	Unknown	1. Child Support	12
		2. Judicial Review	2
		3. Custody	2
		4. Dependency / Neglect	2

**TENNESSEE COUNCIL OF JUVENILE AND FAMILY COURT JUDGES
2008 HUMPHREYS COUNTY JUVENILE COURT STATISTICAL DATA**

Top 4 Referral Reasons by Race and Sex and by Type of Offense for CY 2008

Sex	Race	Referral Type	Referral Reason	Total
Male	White	Delinquent	1. Traffic	78
			2. Other Drug Offenses	24
			3. Vandalism	22
			4. Violation of Probation	21
		Status	1. Truancy	13
			2. Unruly Behavior	9
			3. Violation of a Valid Court Order	8
			4. In-State Runaway	8
		Dependency and Neglect	1. Dependency / Neglect	55
			2. Termination of Parental Rights	6
		Other Violations	1. Violation of Informal Adjustment	1
		Special Proceedings	1. Judicial Review	215
			2. Child Support	109
			3. Custody	30
			4. Paternity / Legitimation	4
		Other	1. Other	5
Male	African American	Delinquent	1. Possession/Consumption of Alcohol	5
			2. Traffic	3
			3. Other Drug Offenses	3
			4. Unauthorized Use of a Vehicle	1
		Status	1. Unruly Behavior	4
			2. In-State Runaway	3
		Special Proceedings	1. Judicial Review	9
			2. Child Support	5
		3. Custody	2	
		Male	Other Race	Delinquent
2. Assault	4			
3. Resist Stop/Frisk/Halt/Arrest/Search	2			
4. Vandalism	2			
Status	1. In-State Runaway			2
	Special Proceedings			1. Judicial Review
2. Custody				8

**TENNESSEE COUNCIL OF JUVENILE AND FAMILY COURT JUDGES
2008 HUMPHREYS COUNTY JUVENILE COURT STATISTICAL DATA**

Top 4 Referral Reasons by Race and Sex and by Type of Offense for CY 2008

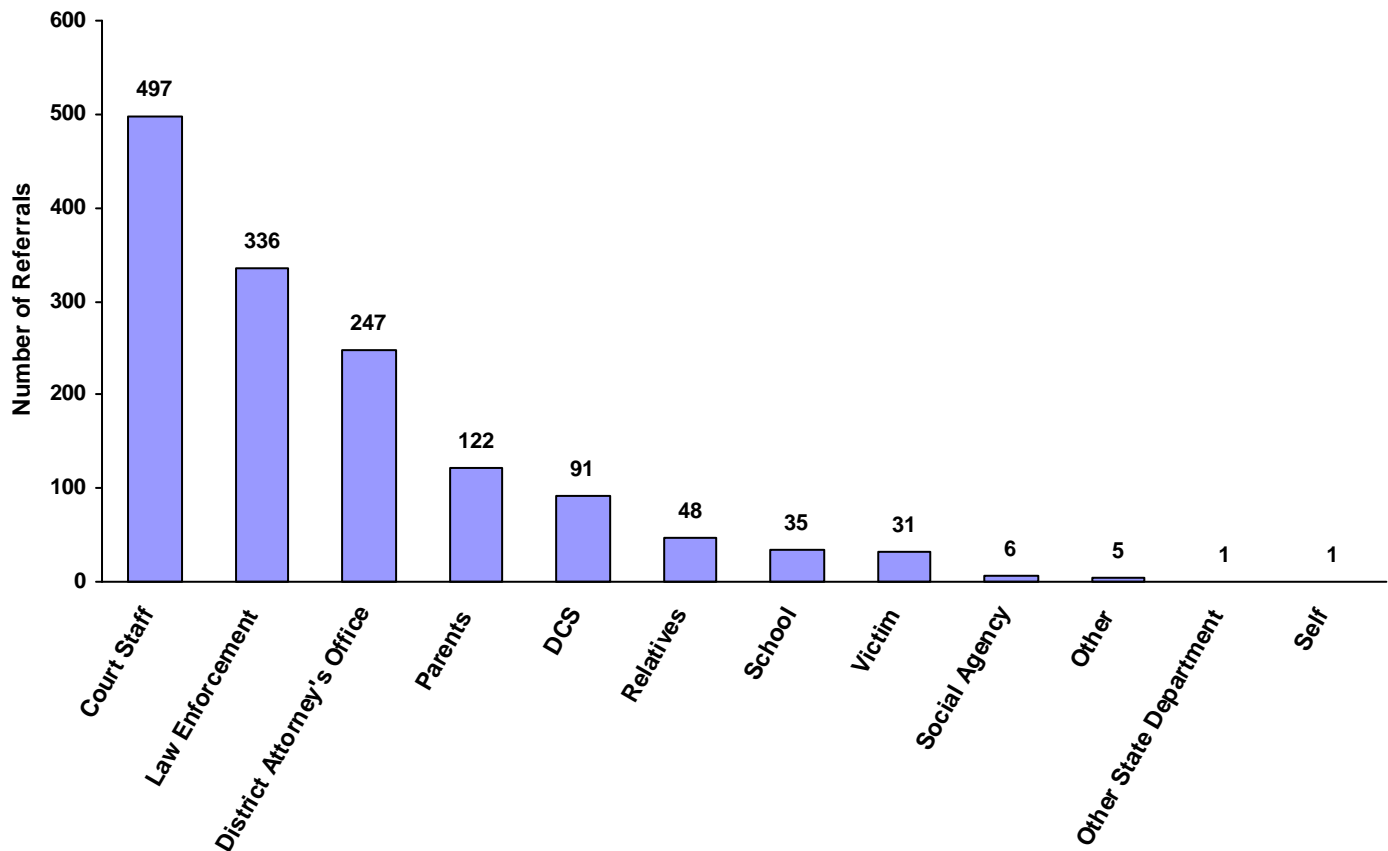
Sex	Race	Referral Type	Referral Reason	Total
Female	White	Delinquent	1. Traffic	22
			2. Other Drug Offenses	16
			3. Violation of Probation	11
			4. Contempt of Court	8
		Status	1. Unruly Behavior	19
			2. In-State Runaway	7
			3. Truancy	6
		Dependency and Neglect	4. Violation of a Valid Court Order	4
			1. Dependency / Neglect	39
		Special Proceedings	2. Termination of Parental Rights	2
			1. Judicial Review	194
			2. Child Support	87
			3. Custody	78
		Other	4. Paternity / Legitimation	4
			1. Other	5
		Female	African American	Delinquent
2. Burglary	3			
3. Violation of Probation	3			
4. Possession/Consumption of Alcohol	2			
Status	1. Violation of Curfew			2
Dependency and Neglect	1. Termination of Parental Rights			1
Special Proceedings	1. Child Support			12
	2. Judicial Review			3
Female	Other Race	Delinquent	1. Traffic	2
			2. Violation of Probation	1
		Status	1. Truancy	1
		Special Proceedings	1. Judicial Review	8
			2. Custody	6
			3. Child Support	3
Unknown	Unknown	Dependency and Neglect	1. Dependency / Neglect	2
			Special Proceedings	1. Child Support
		Special Proceedings	2. Judicial Review	2
			3. Custody	2

TENNESSEE COUNCIL OF JUVENILE AND FAMILY COURT JUDGES 2008 HUMPHREYS COUNTY JUVENILE COURT STATISTICAL DATA

Source of Referrals by Race and Sex for CY 2008

	White Male	African American Male	Other Race Male	White Female	African American Female	Other Race Female	Unknown Race or Sex	Total	% of Total Referrals
Law Enforcement	232	12	11	66	13	2	0	336	23.66%
Parents	38	1	8	68	0	6	1	122	8.59%
Relatives	19	1	0	27	0	0	1	48	3.38%
Self	1	0	0	0	0	0	0	1	0.07%
School	22	0	0	12	0	1	0	35	2.46%
CSA	0	0	0	0	0	0	0	0	0.00%
DCS	44	0	0	42	3	0	2	91	6.41%
Other State Department	0	1	0	0	0	0	0	1	0.07%
District Attorney's Office	117	5	0	98	12	3	12	247	17.39%
Court Staff	246	9	22	206	3	9	2	497	35.00%
Social Agency	0	6	0	0	0	0	0	6	0.42%
Other Court	0	0	0	0	0	0	0	0	0.00%
Victim	20	0	5	6	0	0	0	31	2.18%
Child & Parent	0	0	0	0	0	0	0	0	0.00%
Hospital	0	0	0	0	0	0	0	0	0.00%
Unknown	0	0	0	0	0	0	0	0	0.00%
Other	1	0	0	4	0	0	0	5	0.35%
Totals	740	35	46	529	31	21	18	1,420	

Total Source of Referrals



**TENNESSEE COUNCIL OF JUVENILE AND FAMILY COURT JUDGES
2008 HUMPHREYS COUNTY JUVENILE COURT STATISTICAL DATA**

Six Most Frequent Referral Reasons by Source, Race and Sex for CY 2008

	White Male	African American Male	Other Race Male	White Female	African American Female	Other Race Female	Unknown Race or Sex	Total
<u>Law Enforcement</u>								
1. Traffic	78	3	5	22	1	2	0	111
2. Other Drug Offenses	24	3	0	14	0	0	0	41
3. Possession / Consumption of Alcohol	15	5	0	1	2	0	0	23
4. Theft of Property	14	0	0	4	4	0	0	22
5. Assault	11	0	0	3	0	0	0	14
6. Vandalism	12	0	2	0	0	0	0	14
<u>Parents</u>								
1. Custody	18	1	8	45	0	6	1	79
2. Dependency / Neglect	11	0	0	3	0	0	0	14
3. Unruly Behavior	4	0	0	9	0	0	0	13
4. Paternity / Legitimation	3	0	0	4	0	0	0	7
5. Other	2	0	0	2	0	0	0	4
6. In-State Runaway	0	0	0	3	0	0	0	3
<u>Relatives</u>								
1. Custody	10	1	0	23	0	0	1	35
2. Dependency / Neglect	7	0	0	0	0	0	0	7
3. In-State Runaway	2	0	0	1	0	0	0	3
4. Judicial Review	0	0	0	1	0	0	0	1
5. Other	0	0	0	1	0	0	0	1
6. Unruly Behavior	0	0	0	1	0	0	0	1
<u>Self</u>								
1. Dependency / Neglect	1	0	0	0	0	0	0	1
2. NO REFERRAL SUBMITTED	0	0	0	0	0	0	0	0
<u>School</u>								
1. Truancy	13	0	0	6	0	1	0	20
2. Aggravated Sexual Battery	2	0	0	0	0	0	0	2
3. Assault	2	0	0	0	0	0	0	2
4. Other Drug Offenses	0	0	0	2	0	0	0	2
5. Theft of Property	1	0	0	1	0	0	0	2
6. Unruly Behavior	1	0	0	1	0	0	0	2
<u>Community Service Agencies</u>								
1. NO REFERRAL SUBMITTED	0	0	0	0	0	0	0	0
<u>Department of Children's Services</u>								
1. Dependency / Neglect	36	0	0	35	0	0	2	73
2. Termination of Parental Rights	6	0	0	2	1	0	0	9
3. Custody	0	0	0	5	0	0	0	5
4. Violation of Probation	1	0	0	0	2	0	0	3
5. In-State Runaway	1	0	0	0	0	0	0	1
6. NO REFERRAL SUBMITTED	0	0	0	0	0	0	0	0

**TENNESSEE COUNCIL OF JUVENILE AND FAMILY COURT JUDGES
2008 HUMPHREYS COUNTY JUVENILE COURT STATISTICAL DATA**

Six Most Frequent Referral Reasons by Source, Race and Sex for CY 2008

	White Male	African American Male	Other Race Male	White Female	African American Female	Other Race Female	Unknown Race or Sex	Total
<u>Other State Department</u>								
1. Unruly Behavior	0	1	0	0	0	0	0	1
2. NO REFERRAL SUBMITTED	0	0	0	0	0	0	0	0
<u>District Attorney's Office</u>								
1. Child Support	108	5	0	87	12	3	12	227
2. Contempt of Court	7	0	0	8	0	0	0	15
3. Judicial Review	1	0	0	3	0	0	0	4
4. Violation of Informal Adjustment	1	0	0	0	0	0	0	1
5. NO REFERRAL SUBMITTED	0	0	0	0	0	0	0	0
<u>Court Staff</u>								
1. Judicial Review	214	9	20	190	3	8	2	446
2. Violation of Probation	19	0	2	11	0	1	0	33
3. Violation of a Valid Court Order	8	0	0	4	0	0	0	12
4. Contempt of Court	2	0	0	0	0	0	0	2
5. Child Support	1	0	0	0	0	0	0	1
6. Other	1	0	0	0	0	0	0	1
<u>Social Agency</u>								
1. In-State Runaway	0	3	0	0	0	0	0	3
2. Unruly Behavior	0	2	0	0	0	0	0	2
3. Unauthorized Use of a Vehicle	0	1	0	0	0	0	0	1
4. NO REFERRAL SUBMITTED	0	0	0	0	0	0	0	0
<u>Other Court</u>								
1. NO REFERRAL SUBMITTED	0	0	0	0	0	0	0	0
<u>Victim</u>								
1. Vandalism	10	0	0	0	0	0	0	10
2. Assault	3	0	4	1	0	0	0	8
3. Other	1	0	0	2	0	0	0	3
4. Theft of Property	2	0	0	1	0	0	0	3
5. Criminal Trespass	2	0	0	0	0	0	0	2
6. Harassment	2	0	0	0	0	0	0	2
<u>Child & Parent</u>								
1. NO REFERRAL SUBMITTED	0	0	0	0	0	0	0	0
<u>Hospital</u>								
1. NO REFERRAL SUBMITTED	0	0	0	0	0	0	0	0
<u>Unknown</u>								
1. NO REFERRAL SUBMITTED	0	0	0	0	0	0	0	0

**TENNESSEE COUNCIL OF JUVENILE AND FAMILY COURT JUDGES
2008 HUMPHREYS COUNTY JUVENILE COURT STATISTICAL DATA**

Six Most Frequent Referral Reasons by Source, Race and Sex for CY 2008

	White Male	African American Male	Other Race Male	White Female	African American Female	Other Race Female	Unknown Race or Sex	Total
<u>Other</u>								
1. Custody	0	0	0	2	0	0	0	2
2. Dependency / Neglect	0	0	0	1	0	0	0	1
3. Paternity / Legitimation	1	0	0	0	0	0	0	1
4. Theft of Property	0	0	0	1	0	0	0	1
5. NO REFERRAL SUBMITTED	0	0	0	0	0	0	0	0

**TENNESSEE COUNCIL OF JUVENILE AND FAMILY COURT JUDGES
2008 HUMPHREYS COUNTY JUVENILE COURT STATISTICAL DATA**

Source of Referrals by Type of Offense, Race and Sex for CY 2008

	White Male	African American Male	Other Race Male	White Female	African American Female	Other Race Female	Unknown Race or Sex	Total
<u>Delinquent</u>								
Law Enforcement	214	11	9	54	11	2	0	301
Court Staff	21	0	2	12	0	1	0	36
Victim	19	0	5	2	0	0	0	26
District Attorney's Office	7	0	0	8	0	0	0	15
School	8	0	0	5	0	0	0	13
DCS	1	0	0	0	2	0	0	3
Other	0	0	0	1	0	0	0	1
Parents	0	0	0	1	0	0	0	1
Social Agency	0	1	0	0	0	0	0	1
Child & Parent	0	0	0	0	0	0	0	0
CSA	0	0	0	0	0	0	0	0
Hospital	0	0	0	0	0	0	0	0
Other Court	0	0	0	0	0	0	0	0
Other State Department	0	0	0	0	0	0	0	0
Relatives	0	0	0	0	0	0	0	0
Self	0	0	0	0	0	0	0	0
Unknown	0	0	0	0	0	0	0	0
Totals	270	12	16	83	13	3	0	397

<u>Status/Unruly</u>								
Law Enforcement	15	1	2	9	2	0	0	29
School	14	0	0	7	0	1	0	22
Parents	4	0	0	12	0	0	0	16
Court Staff	9	0	0	4	0	0	0	13
Social Agency	0	5	0	0	0	0	0	5
Relatives	2	0	0	2	0	0	0	4
Victim	0	0	0	2	0	0	0	2
DCS	1	0	0	0	0	0	0	1
Other State Department	0	1	0	0	0	0	0	1
Child & Parent	0	0	0	0	0	0	0	0
CSA	0	0	0	0	0	0	0	0
District Attorney's Office	0	0	0	0	0	0	0	0
Hospital	0	0	0	0	0	0	0	0
Other	0	0	0	0	0	0	0	0
Other Court	0	0	0	0	0	0	0	0
Self	0	0	0	0	0	0	0	0
Unknown	0	0	0	0	0	0	0	0
Totals	45	7	2	36	2	1	0	93

**TENNESSEE COUNCIL OF JUVENILE AND FAMILY COURT JUDGES
2008 HUMPHREYS COUNTY JUVENILE COURT STATISTICAL DATA**

Source of Referrals by Type of Offense, Race and Sex for CY 2008

	White Male	African American Male	Other Race Male	White Female	African American Female	Other Race Female	Unknown Race or Sex	Total
<u>Dependency and Neglect</u>								
DCS	42	0	0	37	1	0	2	82
Parents	11	0	0	3	0	0	0	14
Relatives	7	0	0	0	0	0	0	7
Other	0	0	0	1	0	0	0	1
Self	1	0	0	0	0	0	0	1
Child & Parent	0	0	0	0	0	0	0	0
Court Staff	0	0	0	0	0	0	0	0
CSA	0	0	0	0	0	0	0	0
District Attorney's Office	0	0	0	0	0	0	0	0
Hospital	0	0	0	0	0	0	0	0
Law Enforcement	0	0	0	0	0	0	0	0
Other Court	0	0	0	0	0	0	0	0
Other State Department	0	0	0	0	0	0	0	0
School	0	0	0	0	0	0	0	0
Social Agency	0	0	0	0	0	0	0	0
Unknown	0	0	0	0	0	0	0	0
Victim	0	0	0	0	0	0	0	0
Totals	61	0	0	41	1	0	2	105

<u>Other Violations</u>								
District Attorney's Office	1	0	0	0	0	0	0	1
Child & Parent	0	0	0	0	0	0	0	0
Court Staff	0	0	0	0	0	0	0	0
CSA	0	0	0	0	0	0	0	0
DCS	0	0	0	0	0	0	0	0
Hospital	0	0	0	0	0	0	0	0
Law Enforcement	0	0	0	0	0	0	0	0
Other	0	0	0	0	0	0	0	0
Other Court	0	0	0	0	0	0	0	0
Other State Department	0	0	0	0	0	0	0	0
Parents	0	0	0	0	0	0	0	0
Relatives	0	0	0	0	0	0	0	0
School	0	0	0	0	0	0	0	0
Self	0	0	0	0	0	0	0	0
Social Agency	0	0	0	0	0	0	0	0
Unknown	0	0	0	0	0	0	0	0
Victim	0	0	0	0	0	0	0	0
Totals	1	0	0	0	0	0	0	1

**TENNESSEE COUNCIL OF JUVENILE AND FAMILY COURT JUDGES
2008 HUMPHREYS COUNTY JUVENILE COURT STATISTICAL DATA**

Source of Referrals by Type of Offense, Race and Sex for CY 2008

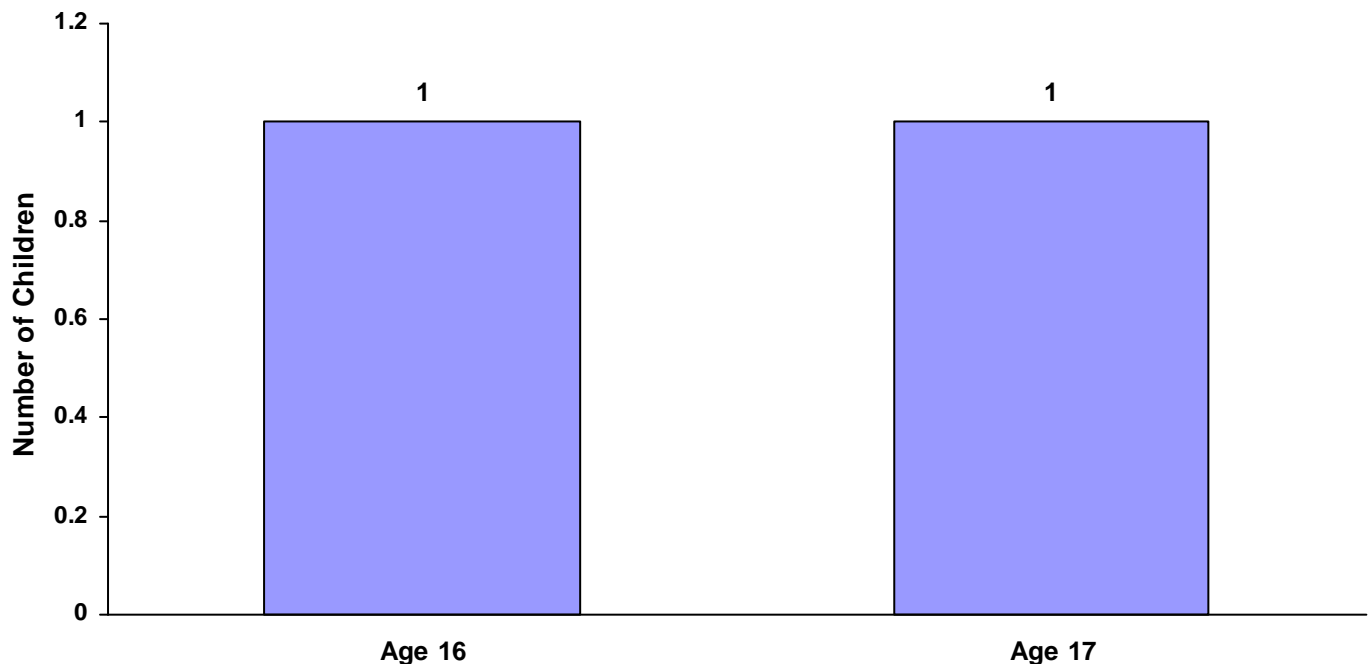
	White Male	African American Male	Other Race Male	White Female	African American Female	Other Race Female	Unknown Race or Sex	Total
<u>Special Proceedings</u>								
Court Staff	215	9	20	190	3	8	2	447
District Attorney's Office	109	5	0	90	12	3	12	231
Parents	21	1	8	50	0	6	1	87
Relatives	10	1	0	24	0	0	1	36
DCS	0	0	0	5	0	0	0	5
Law Enforcement	2	0	0	3	0	0	0	5
Other	1	0	0	2	0	0	0	3
Child & Parent	0	0	0	0	0	0	0	0
CSA	0	0	0	0	0	0	0	0
Hospital	0	0	0	0	0	0	0	0
Other Court	0	0	0	0	0	0	0	0
Other State Department	0	0	0	0	0	0	0	0
School	0	0	0	0	0	0	0	0
Self	0	0	0	0	0	0	0	0
Social Agency	0	0	0	0	0	0	0	0
Unknown	0	0	0	0	0	0	0	0
Victim	0	0	0	0	0	0	0	0
Totals	358	16	28	364	15	17	16	814
<u>Other</u>								
Parents	2	0	0	2	0	0	0	4
Victim	1	0	0	2	0	0	0	3
Court Staff	1	0	0	0	0	0	0	1
Law Enforcement	1	0	0	0	0	0	0	1
Relatives	0	0	0	1	0	0	0	1
Child & Parent	0	0	0	0	0	0	0	0
CSA	0	0	0	0	0	0	0	0
DCS	0	0	0	0	0	0	0	0
District Attorney's Office	0	0	0	0	0	0	0	0
Hospital	0	0	0	0	0	0	0	0
Other	0	0	0	0	0	0	0	0
Other Court	0	0	0	0	0	0	0	0
Other State Department	0	0	0	0	0	0	0	0
School	0	0	0	0	0	0	0	0
Self	0	0	0	0	0	0	0	0
Social Agency	0	0	0	0	0	0	0	0
Unknown	0	0	0	0	0	0	0	0
Totals	5	0	0	5	0	0	0	10
All Referral Source Totals	740	35	46	529	31	21	18	1,420

**TENNESSEE COUNCIL OF JUVENILE AND FAMILY COURT JUDGES
2008 HUMPHREYS COUNTY JUVENILE COURT STATISTICAL DATA**

**Children Referred for Unlawful Carrying/Possession of a Weapon for CY 2008
Total Children = 431**

	White Male	African American Male	Other Race Male	White Female	African American Female	Other Race Female	Unknown Race or Sex	Total	% of All Children Referred
Age Under 1	0	0	0	0	0	0	0	0	0.00%
Age 1	0	0	0	0	0	0	0	0	0.00%
Age 2	0	0	0	0	0	0	0	0	0.00%
Age 3	0	0	0	0	0	0	0	0	0.00%
Age 4	0	0	0	0	0	0	0	0	0.00%
Age 5	0	0	0	0	0	0	0	0	0.00%
Age 6	0	0	0	0	0	0	0	0	0.00%
Age 7	0	0	0	0	0	0	0	0	0.00%
Age 8	0	0	0	0	0	0	0	0	0.00%
Age 9	0	0	0	0	0	0	0	0	0.00%
Age 10	0	0	0	0	0	0	0	0	0.00%
Age 11	0	0	0	0	0	0	0	0	0.00%
Age 12	0	0	0	0	0	0	0	0	0.00%
Age 13	0	0	0	0	0	0	0	0	0.00%
Age 14	0	0	0	0	0	0	0	0	0.00%
Age 15	0	0	0	0	0	0	0	0	0.00%
Age 16	0	0	0	1	0	0	0	1	0.23%
Age 17	1	0	0	0	0	0	0	1	0.23%
Age 18	0	0	0	0	0	0	0	0	0.00%
Age 19 and Over	0	0	0	0	0	0	0	0	0.00%
Totals	1	0	0	1	0	0	0	2	

Total Children Referred for Unlawfully Carrying/Possessing Weapons



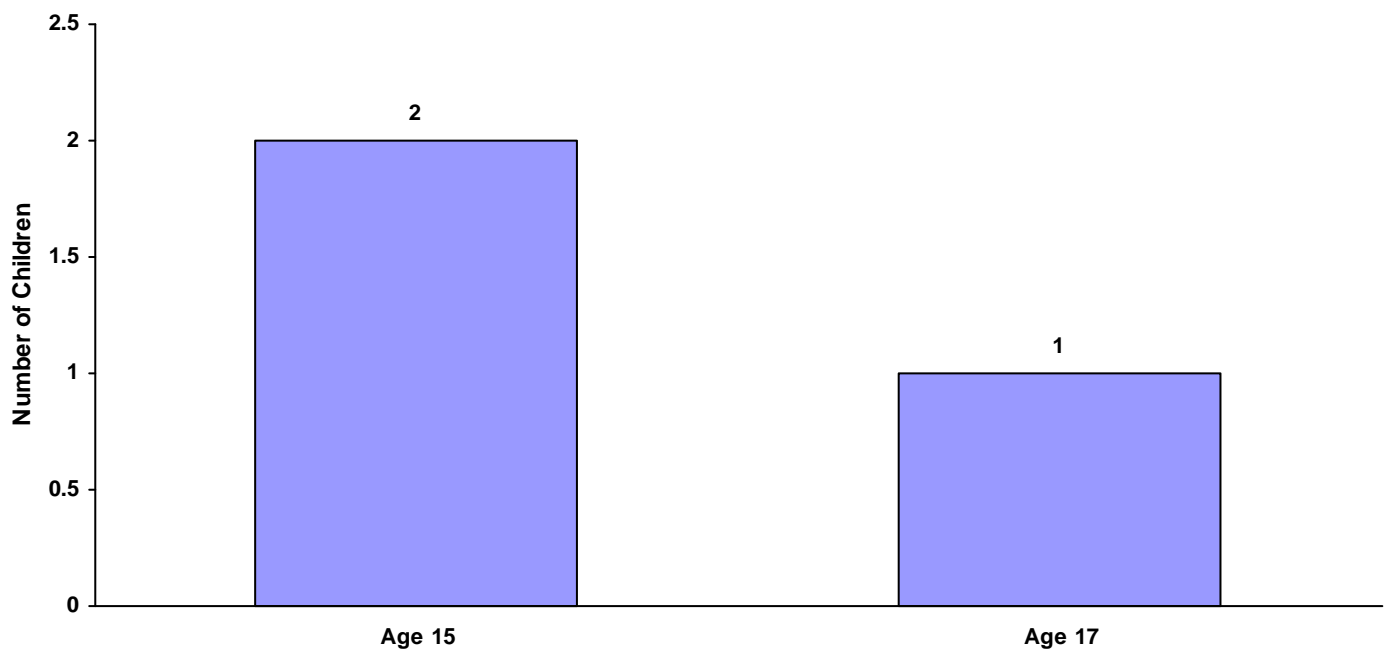
**TENNESSEE COUNCIL OF JUVENILE AND FAMILY COURT JUDGES
2008 HUMPHREYS COUNTY JUVENILE COURT STATISTICAL DATA**

Children Referred for Carrying Weapons on School Property for CY 2008

Total Children = 431

	White Male	African American Male	Other Race Male	White Female	African American Female	Other Race Female	Unknown Race or Sex	Total	% of Children Referred
Age Under 1	0	0	0	0	0	0	0	0	0.00%
Age 1	0	0	0	0	0	0	0	0	0.00%
Age 2	0	0	0	0	0	0	0	0	0.00%
Age 3	0	0	0	0	0	0	0	0	0.00%
Age 4	0	0	0	0	0	0	0	0	0.00%
Age 5	0	0	0	0	0	0	0	0	0.00%
Age 6	0	0	0	0	0	0	0	0	0.00%
Age 7	0	0	0	0	0	0	0	0	0.00%
Age 8	0	0	0	0	0	0	0	0	0.00%
Age 9	0	0	0	0	0	0	0	0	0.00%
Age 10	0	0	0	0	0	0	0	0	0.00%
Age 11	0	0	0	0	0	0	0	0	0.00%
Age 12	0	0	0	0	0	0	0	0	0.00%
Age 13	0	0	0	0	0	0	0	0	0.00%
Age 14	0	0	0	0	0	0	0	0	0.00%
Age 15	1	0	0	1	0	0	0	2	0.46%
Age 16	0	0	0	0	0	0	0	0	0.00%
Age 17	1	0	0	0	0	0	0	1	0.23%
Age 18	0	0	0	0	0	0	0	0	0.00%
Age 19 and Over	0	0	0	0	0	0	0	0	0.00%
Totals	2	0	0	1	0	0	0	3	

Total Children Referred for Carrying Weapons on School Property

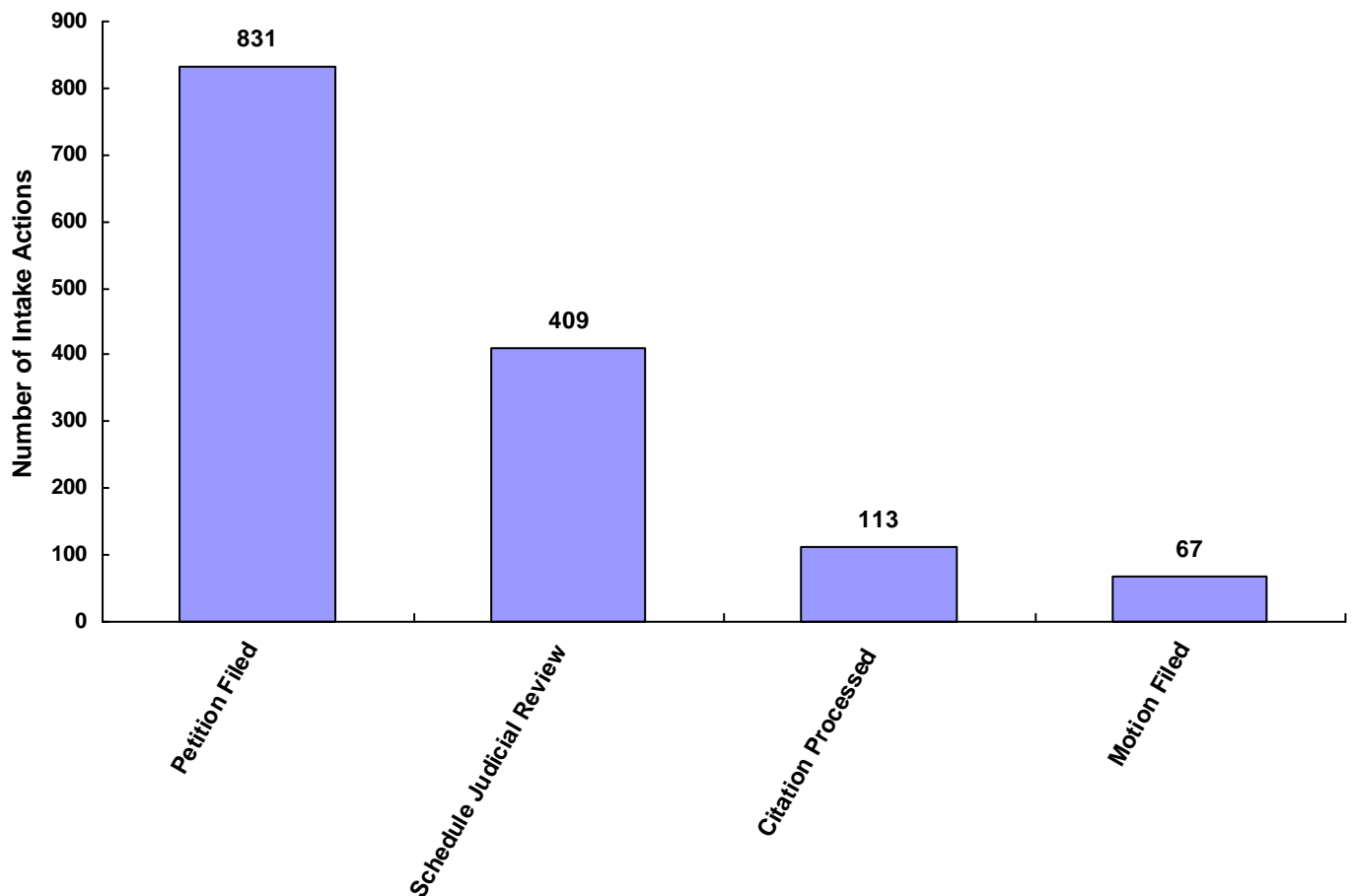


**TENNESSEE COUNCIL OF JUVENILE AND FAMILY COURT JUDGES
2008 HUMPHREYS COUNTY JUVENILE COURT STATISTICAL DATA**

Intake Actions at Referral by Race and Sex for CY 2008

	White Male	African American Male	Other Race Male	White Female	African American Female	Other Race Female	Unknown Race or Sex	Total	% of Total Referrals
Petition Filed	429	24	21	303	27	11	16	831	58.52%
Motion Filed	30	1	3	31	0	0	2	67	4.72%
Citation Processed	82	2	5	21	1	2	0	113	7.96%
Paternity Processed Notice	0	0	0	0	0	0	0	0	0.00%
Schedule Judicial Review	199	8	17	174	3	8	0	409	28.80%
Schedule Admin Review	0	0	0	0	0	0	0	0	0.00%
Schedule Foster Care Review	0	0	0	0	0	0	0	0	0.00%
Unknown	0	0	0	0	0	0	0	0	0.00%
Does Not Apply	0	0	0	0	0	0	0	0	0.00%
Other	0	0	0	0	0	0	0	0	0.00%
Totals	740	35	46	529	31	21	18	1,420	

Total Intake Actions at Referral



**TENNESSEE COUNCIL OF JUVENILE AND FAMILY COURT JUDGES
2008 HUMPHREYS COUNTY JUVENILE COURT STATISTICAL DATA**

Intake Actions of Referrals by Class of Offense, Race and Sex for CY 2008

	White Male	African American Male	Other Race Male	White Female	African American Female	Other Race Female	Unknown Race or Sex	Total
<u>Offenses Against Persons</u>								
Petition Filed	20	0	4	8	0	0	0	32
Motion Filed	0	0	0	0	0	0	0	0
Citation Processed	0	0	0	0	0	0	0	0
Notification of Paternity Processed	0	0	0	0	0	0	0	0
Scheduling of Judicial Review	0	0	0	0	0	0	0	0
Scheduling of Administrative Review	0	0	0	0	0	0	0	0
Scheduling of Foster Care Review	0	0	0	0	0	0	0	0
Unknown	0	0	0	0	0	0	0	0
Does Not Apply	0	0	0	0	0	0	0	0
Other	0	0	0	0	0	0	0	0
Totals	20	0	4	8	0	0	0	32

<u>Offenses Against Property</u>								
Petition Filed	56	1	2	8	7	0	0	74
Motion Filed	0	0	0	0	0	0	0	0
Citation Processed	0	0	0	0	0	0	0	0
Notification of Paternity Processed	0	0	0	0	0	0	0	0
Scheduling of Judicial Review	0	0	0	0	0	0	0	0
Scheduling of Administrative Review	0	0	0	0	0	0	0	0
Scheduling of Foster Care Review	0	0	0	0	0	0	0	0
Unknown	0	0	0	0	0	0	0	0
Does Not Apply	0	0	0	0	0	0	0	0
Other	0	0	0	0	0	0	0	0
Totals	56	1	2	8	7	0	0	74

<u>Illegal Conduct</u>								
Petition Filed	117	9	5	46	5	1	0	183
Citation Processed	77	2	5	21	1	2	0	108
Motion Filed	0	0	0	0	0	0	0	0
Notification of Paternity Processed	0	0	0	0	0	0	0	0
Scheduling of Judicial Review	0	0	0	0	0	0	0	0
Scheduling of Administrative Review	0	0	0	0	0	0	0	0
Scheduling of Foster Care Review	0	0	0	0	0	0	0	0
Unknown	0	0	0	0	0	0	0	0
Does Not Apply	0	0	0	0	0	0	0	0
Other	0	0	0	0	0	0	0	0
Totals	194	11	10	67	6	3	0	291

**TENNESSEE COUNCIL OF JUVENILE AND FAMILY COURT JUDGES
2008 HUMPHREYS COUNTY JUVENILE COURT STATISTICAL DATA**

Intake Actions of Referrals by Class of Offense, Race and Sex for CY 2008

	White Male	African American Male	Other Race Male	White Female	African American Female	Other Race Female	Unknown Race or Sex	Total
<u>Status Offenses</u>								
Petition Filed	40	7	2	36	2	1	0	88
Citation Processed	5	0	0	0	0	0	0	5
Motion Filed	0	0	0	0	0	0	0	0
Notification of Paternity Processed	0	0	0	0	0	0	0	0
Scheduling of Judicial Review	0	0	0	0	0	0	0	0
Scheduling of Administrative Review	0	0	0	0	0	0	0	0
Scheduling of Foster Care Review	0	0	0	0	0	0	0	0
Unknown	0	0	0	0	0	0	0	0
Does Not Apply	0	0	0	0	0	0	0	0
Other	0	0	0	0	0	0	0	0
Totals	45	7	2	36	2	1	0	93

<u>Dependency/Neglect</u>								
Petition Filed	60	0	0	41	1	0	2	104
Scheduling of Judicial Review	1	0	0	0	0	0	0	1
Motion Filed	0	0	0	0	0	0	0	0
Citation Processed	0	0	0	0	0	0	0	0
Notification of Paternity Processed	0	0	0	0	0	0	0	0
Scheduling of Administrative Review	0	0	0	0	0	0	0	0
Scheduling of Foster Care Review	0	0	0	0	0	0	0	0
Unknown	0	0	0	0	0	0	0	0
Does Not Apply	0	0	0	0	0	0	0	0
Other	0	0	0	0	0	0	0	0
Totals	61	0	0	41	1	0	2	105

<u>Other Violation Proceedings</u>								
Petition Filed	1	0	0	0	0	0	0	1
Motion Filed	0	0	0	0	0	0	0	0
Citation Processed	0	0	0	0	0	0	0	0
Notification of Paternity Processed	0	0	0	0	0	0	0	0
Scheduling of Judicial Review	0	0	0	0	0	0	0	0
Scheduling of Administrative Review	0	0	0	0	0	0	0	0
Scheduling of Foster Care Review	0	0	0	0	0	0	0	0
Unknown	0	0	0	0	0	0	0	0
Does Not Apply	0	0	0	0	0	0	0	0
Other	0	0	0	0	0	0	0	0
Totals	1	0	0	0	0	0	0	1

**TENNESSEE COUNCIL OF JUVENILE AND FAMILY COURT JUDGES
2008 HUMPHREYS COUNTY JUVENILE COURT STATISTICAL DATA**

Intake Actions of Referrals by Class of Offense, Race and Sex for CY 2008

	White Male	African American Male	Other Race Male	White Female	African American Female	Other Race Female	Unknown Race or Sex	Total
<u>Parentage</u>								
Petition Filed	130	7	8	158	12	9	14	338
Scheduling of Judicial Review	11	0	0	9	0	0	0	20
Motion Filed	2	0	0	3	0	0	0	5
Citation Processed	0	0	0	0	0	0	0	0
Notification of Paternity Processed	0	0	0	0	0	0	0	0
Scheduling of Administrative Review	0	0	0	0	0	0	0	0
Scheduling of Foster Care Review	0	0	0	0	0	0	0	0
Unknown	0	0	0	0	0	0	0	0
Does Not Apply	0	0	0	0	0	0	0	0
Other	0	0	0	0	0	0	0	0
Totals	143	7	8	170	12	9	14	363
<u>Special Proceedings</u>								
Scheduling of Judicial Review	187	8	17	165	3	8	0	388
Motion Filed	28	1	3	28	0	0	2	62
Petition Filed	0	0	0	1	0	0	0	1
Citation Processed	0	0	0	0	0	0	0	0
Notification of Paternity Processed	0	0	0	0	0	0	0	0
Scheduling of Administrative Review	0	0	0	0	0	0	0	0
Scheduling of Foster Care Review	0	0	0	0	0	0	0	0
Unknown	0	0	0	0	0	0	0	0
Does Not Apply	0	0	0	0	0	0	0	0
Other	0	0	0	0	0	0	0	0
Totals	215	9	20	194	3	8	2	451
<u>Other</u>								
Petition Filed	5	0	0	5	0	0	0	10
Motion Filed	0	0	0	0	0	0	0	0
Citation Processed	0	0	0	0	0	0	0	0
Notification of Paternity Processed	0	0	0	0	0	0	0	0
Scheduling of Judicial Review	0	0	0	0	0	0	0	0
Scheduling of Administrative Review	0	0	0	0	0	0	0	0
Scheduling of Foster Care Review	0	0	0	0	0	0	0	0
Unknown	0	0	0	0	0	0	0	0
Does Not Apply	0	0	0	0	0	0	0	0
Other	0	0	0	0	0	0	0	0
Totals	5	0	0	5	0	0	0	10
All Intake Action Totals	740	35	46	529	31	21	18	1,420

**TENNESSEE COUNCIL OF JUVENILE AND FAMILY COURT JUDGES
2008 HUMPHREYS COUNTY JUVENILE COURT STATISTICAL DATA**

Detention Statistics at Referral by Individual Child by Race and Sex for CY 2008

	White Male	African American Male	Other Race Male	White Female	African American Female	Other Race Female	Unknown Race or Sex	Total	% of Total Children
Does Not Apply	219	14	10	155	10	7	15	430	99.77%
Non-Secure Placement	1	0	0	0	0	0	0	1	0.23%
Juvenile Detention Facility	0	0	0	0	0	0	0	0	0.00%
Jail - Complete Separation	0	0	0	0	0	0	0	0	0.00%
Jail - Partial Separation	0	0	0	0	0	0	0	0	0.00%
Jail - No Separation	0	0	0	0	0	0	0	0	0.00%
Psychiatric Hospital	0	0	0	0	0	0	0	0	0.00%
Unknown	0	0	0	0	0	0	0	0	0.00%
Other	0	0	0	0	0	0	0	0	0.00%
Totals	220	14	10	155	10	7	15	431	

Detention Statistics at Referral by Individual Case for CY 2008

	Cases	% of Total Cases
Does Not Apply	1,118	99.73%
Juvenile Detention Facility	2	0.18%
Non-Secure Placement	1	0.09%
Jail - Complete Separation	0	0.00%
Jail - Partial Separation	0	0.00%
Jail - No Separation	0	0.00%
Psychiatric Hospital	0	0.00%
Unknown	0	0.00%
Other	0	0.00%
	1,121	100.00%

Detention Statistics above are reported separately by Child and by Case. One child may have multiple cases.

Does Not Apply: Refers to cases not eligible for detention due to the type of Referral or the decision not to detain.

**TENNESSEE COUNCIL OF JUVENILE AND FAMILY COURT JUDGES
2008 HUMPHREYS COUNTY JUVENILE COURT STATISTICAL DATA**

Placement after Secure Detention Hearing by Individual Child by Race and Sex for CY 2008

	White Male	African American Male	Other Race Male	White Female	African American Female	Other Race Female	Unknown Race or Sex	Total	% of Total Children
Does Not Apply	219	14	10	155	10	7	15	430	99.77%
Returned to Prior Living Arr	1	0	0	0	0	0	0	1	0.23%
Juvenile Detention Facility	0	0	0	0	0	0	0	0	0.00%
Jail	0	0	0	0	0	0	0	0	0.00%
Shelter / Group Home	0	0	0	0	0	0	0	0	0.00%
Foster Family Home	0	0	0	0	0	0	0	0	0.00%
Psychiatric Hospital	0	0	0	0	0	0	0	0	0.00%
Unknown	0	0	0	0	0	0	0	0	0.00%
Other	0	0	0	0	0	0	0	0	0.00%
Totals	220	14	10	155	10	7	15	431	

Placement after Secure Detention Hearing by Individual Case for CY 2008

	Cases	% of Total Cases
Does Not Apply	1,118	99.73%
Returned to Prior Living Arrangement	2	0.18%
Juvenile Detention Facility	1	0.09%
Jail	0	0.00%
Shelter / Group Home	0	0.00%
Foster Family Home	0	0.00%
Psychiatric Hospital	0	0.00%
Unknown	0	0.00%
Other	0	0.00%
	1,121	100.00%

Detention Statistics above are reported separately by Child and by Case. One child may have multiple cases.

Does Not Apply: Refers to cases not eligible for detention due to the type of Referral or the decision not to detain.

**TENNESSEE COUNCIL OF JUVENILE AND FAMILY COURT JUDGES
2008 HUMPHREYS COUNTY JUVENILE COURT STATISTICAL DATA**

Dispositional Procedures for CY 2008

Procedures used to Dispose or Adjust all Referrals

	Number	% of All Referrals
Formally Adjudicated	397	27.96%
Informally Adjusted	37	2.61%
Transfer to Adult Court Hearings and Charges Cleared	0	0.00%
Otherwise Handled	986	69.44%
	1,420	100.00%

Referrals Disposed by Formal Adjudicatory Proceedings

	Number	% of All Referrals
Dismissed	211	14.86%
Retired / Nolle Prosequi	7	0.49%
Complaint Substantiated Delinquent	37	2.61%
Complaint Substantiated Status Offender	85	5.99%
Complaint Substantiated Dependent/Neglect	57	4.01%
Complaint Substantiated Abused	0	0.00%
Complaint Substantiated Mentally Ill	0	0.00%
	397	27.96%

Referrals Disposed by Other Actions

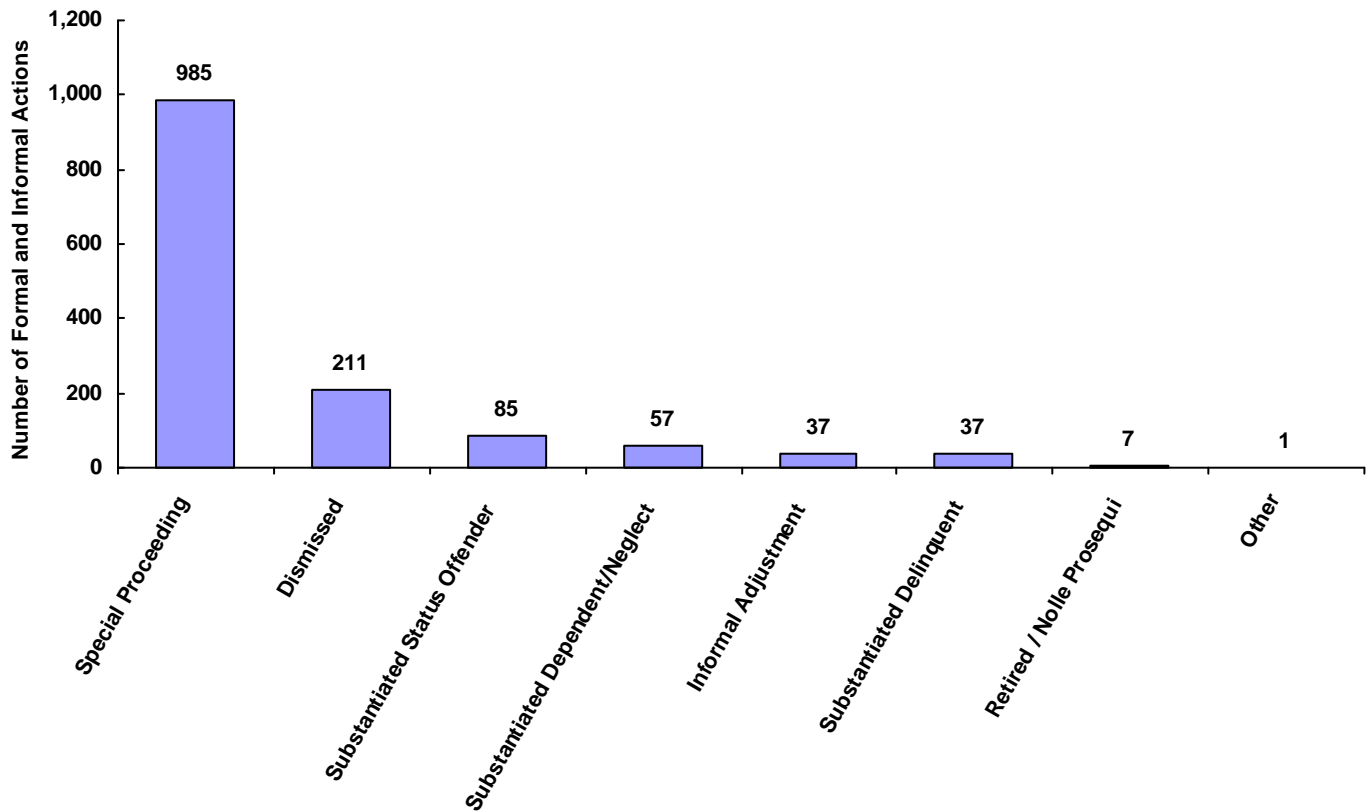
	Number	% of All Referrals
Informal Adjustment	37	2.61%
Transfer to Adult Court Hearing	0	0.00%
Charges Cleared by Transfer to Adult Court	0	0.00%
Pretrial Diversion	0	0.00%
Special Proceeding	985	69.37%
Review Concluded	0	0.00%
Case Held Open	0	0.00%
Other	1	0.07%
Unknown	0	0.00%
	1,023	72.05%

TENNESSEE COUNCIL OF JUVENILE AND FAMILY COURT JUDGES 2008 HUMPHREYS COUNTY JUVENILE COURT STATISTICAL DATA

Formal and Informal Actions by Race and Sex for CY 2008

	White Male	African American Male	Other Race Male	White Female	African American Female	Other Race Female	Unknown Race or Sex	Total	% of Total Referrals
Dismissed	120	8	9	69	1	0	4	211	14.86%
Retired / Nolle Prosequi	2	0	0	4	0	1	0	7	0.49%
Substantiated Delinquent	25	1	1	8	2	0	0	37	2.61%
Substantiated Status Offender	53	5	3	18	2	4	0	85	5.99%
Substantiated Dependent/Neglect	26	1	0	28	0	0	2	57	4.01%
Substantiated Abused	0	0	0	0	0	0	0	0	0.00%
Substantiated Mentally Ill	0	0	0	0	0	0	0	0	0.00%
Informal Adjustment	24	0	0	13	0	0	0	37	2.61%
Pretrial Diversion	0	0	0	0	0	0	0	0	0.00%
Transfer to Adult Court Hearing	0	0	0	0	0	0	0	0	0.00%
Cleared by Transfer to Adult Court	0	0	0	0	0	0	0	0	0.00%
Special Proceeding	490	20	33	388	26	16	12	985	69.37%
Review Concluded	0	0	0	0	0	0	0	0	0.00%
Case Held Open	0	0	0	0	0	0	0	0	0.00%
Unknown	0	0	0	0	0	0	0	0	0.00%
Other	0	0	0	1	0	0	0	1	0.07%
Totals	740	35	46	529	31	21	18	1,420	

Total Formal and Informal Actions



**TENNESSEE COUNCIL OF JUVENILE AND FAMILY COURT JUDGES
2008 HUMPHREYS COUNTY JUVENILE COURT STATISTICAL DATA**

Formal and Informal Actions by Type of Offense, Race and Sex for CY 2008

	White Male	African American Male	Other Race Male	White Female	African American Female	Other Race Female	Unknown Race or Sex	Total
<u>Delinquent</u>								
Special Proceeding	137	7	9	46	9	0	0	208
Dismissed	44	1	4	10	1	0	0	60
Complaint Substantiated Status Offender	45	3	2	5	1	3	0	59
Informal Adjustment	23	0	0	13	0	0	0	36
Complaint Substantiated Delinquent	20	1	1	8	2	0	0	32
Retired / Nolle Prosequi	1	0	0	1	0	0	0	2
Complaint Substantiated Dependent/Neglect	0	0	0	0	0	0	0	0
Complaint Substantiated Abused	0	0	0	0	0	0	0	0
Complaint Substantiated Mentally Ill	0	0	0	0	0	0	0	0
Pretrial Diversion	0	0	0	0	0	0	0	0
Transfer to Adult Court Hearing	0	0	0	0	0	0	0	0
Charges Cleared by Transfer to Adult Court	0	0	0	0	0	0	0	0
Review Concluded	0	0	0	0	0	0	0	0
Case Held Open	0	0	0	0	0	0	0	0
Unknown	0	0	0	0	0	0	0	0
Other	0	0	0	0	0	0	0	0
Totals	270	12	16	83	13	3	0	397

<u>Status</u>								
Special Proceeding	28	4	1	20	1	0	0	54
Complaint Substantiated Status Offender	8	2	1	13	1	1	0	26
Dismissed	4	1	0	3	0	0	0	8
Complaint Substantiated Delinquent	4	0	0	0	0	0	0	4
Informal Adjustment	1	0	0	0	0	0	0	1
Retired / Nolle Prosequi	0	0	0	0	0	0	0	0
Complaint Substantiated Dependent/Neglect	0	0	0	0	0	0	0	0
Complaint Substantiated Abused	0	0	0	0	0	0	0	0
Complaint Substantiated Mentally Ill	0	0	0	0	0	0	0	0
Pretrial Diversion	0	0	0	0	0	0	0	0
Transfer to Adult Court Hearing	0	0	0	0	0	0	0	0
Charges Cleared by Transfer to Adult Court	0	0	0	0	0	0	0	0
Review Concluded	0	0	0	0	0	0	0	0
Case Held Open	0	0	0	0	0	0	0	0
Unknown	0	0	0	0	0	0	0	0
Other	0	0	0	0	0	0	0	0
Totals	45	7	2	36	2	1	0	93

**TENNESSEE COUNCIL OF JUVENILE AND FAMILY COURT JUDGES
2008 HUMPHREYS COUNTY JUVENILE COURT STATISTICAL DATA**

Formal and Informal Actions by Type of Offense, Race and Sex for CY 2008

	White Male	African American Male	Other Race Male	White Female	African American Female	Other Race Female	Unknown Race or Sex	Total
<u>Dependency and Neglect</u>								
Special Proceeding	36	0	0	20	1	0	0	57
Complaint Substantiated Dependent/Neglect	21	0	0	20	0	0	2	43
Dismissed	4	0	0	1	0	0	0	5
Retired / Nolle Prosequi	0	0	0	0	0	0	0	0
Complaint Substantiated Delinquent	0	0	0	0	0	0	0	0
Complaint Substantiated Status Offender	0	0	0	0	0	0	0	0
Complaint Substantiated Abused	0	0	0	0	0	0	0	0
Complaint Substantiated Mentally Ill	0	0	0	0	0	0	0	0
Informal Adjustment	0	0	0	0	0	0	0	0
Pretrial Diversion	0	0	0	0	0	0	0	0
Transfer to Adult Court Hearing	0	0	0	0	0	0	0	0
Charges Cleared by Transfer to Adult Court	0	0	0	0	0	0	0	0
Review Concluded	0	0	0	0	0	0	0	0
Case Held Open	0	0	0	0	0	0	0	0
Unknown	0	0	0	0	0	0	0	0
Other	0	0	0	0	0	0	0	0
Totals	61	0	0	41	1	0	2	105

<u>Other Violations</u>								
Complaint Substantiated Delinquent	1	0	0	0	0	0	0	1
Dismissed	0	0	0	0	0	0	0	0
Retired / Nolle Prosequi	0	0	0	0	0	0	0	0
Complaint Substantiated Status Offender	0	0	0	0	0	0	0	0
Complaint Substantiated Dependent/Neglect	0	0	0	0	0	0	0	0
Complaint Substantiated Abused	0	0	0	0	0	0	0	0
Complaint Substantiated Mentally Ill	0	0	0	0	0	0	0	0
Informal Adjustment	0	0	0	0	0	0	0	0
Pretrial Diversion	0	0	0	0	0	0	0	0
Transfer to Adult Court Hearing	0	0	0	0	0	0	0	0
Charges Cleared by Transfer to Adult Court	0	0	0	0	0	0	0	0
Special Proceeding	0	0	0	0	0	0	0	0
Review Concluded	0	0	0	0	0	0	0	0
Case Held Open	0	0	0	0	0	0	0	0
Unknown	0	0	0	0	0	0	0	0
Other	0	0	0	0	0	0	0	0
Totals	1	0	0	0	0	0	0	1

**TENNESSEE COUNCIL OF JUVENILE AND FAMILY COURT JUDGES
2008 HUMPHREYS COUNTY JUVENILE COURT STATISTICAL DATA**

Formal and Informal Actions by Type of Offense, Race and Sex for CY 2008

	White Male	African American Male	Other Race Male	White Female	African American Female	Other Race Female	Unknown Race or Sex	Total
<u>Special Proceedings</u>								
Special Proceeding	287	9	23	300	15	16	12	662
Dismissed	65	6	5	53	0	0	4	133
Complaint Substantiated Dependent/Neglect	5	1	0	8	0	0	0	14
Retired / Nolle Prosequi	1	0	0	3	0	1	0	5
Complaint Substantiated Delinquent	0	0	0	0	0	0	0	0
Complaint Substantiated Status Offender	0	0	0	0	0	0	0	0
Complaint Substantiated Abused	0	0	0	0	0	0	0	0
Complaint Substantiated Mentally Ill	0	0	0	0	0	0	0	0
Informal Adjustment	0	0	0	0	0	0	0	0
Pretrial Diversion	0	0	0	0	0	0	0	0
Transfer to Adult Court Hearing	0	0	0	0	0	0	0	0
Charges Cleared by Transfer to Adult Court	0	0	0	0	0	0	0	0
Review Concluded	0	0	0	0	0	0	0	0
Case Held Open	0	0	0	0	0	0	0	0
Unknown	0	0	0	0	0	0	0	0
Other	0	0	0	0	0	0	0	0
Totals	358	16	28	364	15	17	16	814
<u>Other</u>								
Dismissed	3	0	0	2	0	0	0	5
Special Proceeding	2	0	0	2	0	0	0	4
Other	0	0	0	1	0	0	0	1
Retired / Nolle Prosequi	0	0	0	0	0	0	0	0
Complaint Substantiated Delinquent	0	0	0	0	0	0	0	0
Complaint Substantiated Status Offender	0	0	0	0	0	0	0	0
Complaint Substantiated Dependent/Neglect	0	0	0	0	0	0	0	0
Complaint Substantiated Abused	0	0	0	0	0	0	0	0
Complaint Substantiated Mentally Ill	0	0	0	0	0	0	0	0
Informal Adjustment	0	0	0	0	0	0	0	0
Pretrial Diversion	0	0	0	0	0	0	0	0
Transfer to Adult Court Hearing	0	0	0	0	0	0	0	0
Charges Cleared by Transfer to Adult Court	0	0	0	0	0	0	0	0
Review Concluded	0	0	0	0	0	0	0	0
Case Held Open	0	0	0	0	0	0	0	0
Unknown	0	0	0	0	0	0	0	0
Totals	5	0	0	5	0	0	0	10
All Action Totals	740	35	46	529	31	21	18	1,420

**TENNESSEE COUNCIL OF JUVENILE AND FAMILY COURT JUDGES
2008 HUMPHREYS COUNTY JUVENILE COURT STATISTICAL DATA**

Formal and Informal Actions by Class of Referral, Race and Sex for CY 2008

	White Male	African American Male	Other Race Male	White Female	African American Female	Other Race Female	Unknown Race or Sex	Total
<u>Offenses Against Persons</u>								
Special Proceeding	13	0	4	4	0	0	0	21
Complaint Substantiated Delinquent	5	0	0	1	0	0	0	6
Informal Adjustment	2	0	0	3	0	0	0	5
Dismissed	0	0	0	0	0	0	0	0
Retired / Nolle Prosequi	0	0	0	0	0	0	0	0
Complaint Substantiated Status Offender	0	0	0	0	0	0	0	0
Complaint Substantiated Dependent/Neglect	0	0	0	0	0	0	0	0
Complaint Substantiated Abused	0	0	0	0	0	0	0	0
Complaint Substantiated Mentally Ill	0	0	0	0	0	0	0	0
Pretrial Diversion	0	0	0	0	0	0	0	0
Transfer to Adult Court Hearing	0	0	0	0	0	0	0	0
Charges Cleared by Transfer to Adult Court	0	0	0	0	0	0	0	0
Review Concluded	0	0	0	0	0	0	0	0
Case Held Open	0	0	0	0	0	0	0	0
Unknown	0	0	0	0	0	0	0	0
Other	0	0	0	0	0	0	0	0
Totals	20	0	4	8	0	0	0	32

<u>Offenses Against Property</u>								
Special Proceeding	36	0	1	4	5	0	0	46
Complaint Substantiated Delinquent	6	1	1	2	2	0	0	12
Informal Adjustment	9	0	0	2	0	0	0	11
Dismissed	4	0	0	0	0	0	0	4
Retired / Nolle Prosequi	1	0	0	0	0	0	0	1
Complaint Substantiated Status Offender	0	0	0	0	0	0	0	0
Complaint Substantiated Dependent/Neglect	0	0	0	0	0	0	0	0
Complaint Substantiated Abused	0	0	0	0	0	0	0	0
Complaint Substantiated Mentally Ill	0	0	0	0	0	0	0	0
Pretrial Diversion	0	0	0	0	0	0	0	0
Transfer to Adult Court Hearing	0	0	0	0	0	0	0	0
Charges Cleared by Transfer to Adult Court	0	0	0	0	0	0	0	0
Review Concluded	0	0	0	0	0	0	0	0
Case Held Open	0	0	0	0	0	0	0	0
Unknown	0	0	0	0	0	0	0	0
Other	0	0	0	0	0	0	0	0
Totals	56	1	2	8	7	0	0	74

**TENNESSEE COUNCIL OF JUVENILE AND FAMILY COURT JUDGES
2008 HUMPHREYS COUNTY JUVENILE COURT STATISTICAL DATA**

Formal and Informal Actions by Class of Referral, Race and Sex for CY 2008

	White Male	African American Male	Other Race Male	White Female	African American Female	Other Race Female	Unknown Race or Sex	Total
<u>Illegal Conduct</u>								
Special Proceeding	88	7	4	38	4	0	0	141
Complaint Substantiated Status Offender	45	3	2	5	1	3	0	59
Dismissed	40	1	4	10	1	0	0	56
Informal Adjustment	12	0	0	8	0	0	0	20
Complaint Substantiated Delinquent	9	0	0	5	0	0	0	14
Retired / Nolle Prosequi	0	0	0	1	0	0	0	1
Complaint Substantiated Dependent/Neglect	0	0	0	0	0	0	0	0
Complaint Substantiated Abused	0	0	0	0	0	0	0	0
Complaint Substantiated Mentally Ill	0	0	0	0	0	0	0	0
Pretrial Diversion	0	0	0	0	0	0	0	0
Transfer to Adult Court Hearing	0	0	0	0	0	0	0	0
Charges Cleared by Transfer to Adult Court	0	0	0	0	0	0	0	0
Review Concluded	0	0	0	0	0	0	0	0
Case Held Open	0	0	0	0	0	0	0	0
Unknown	0	0	0	0	0	0	0	0
Other	0	0	0	0	0	0	0	0
Totals	194	11	10	67	6	3	0	291

Status Offenses

Special Proceeding	28	4	1	20	1	0	0	54
Complaint Substantiated Status Offender	8	2	1	13	1	1	0	26
Dismissed	4	1	0	3	0	0	0	8
Complaint Substantiated Delinquent	4	0	0	0	0	0	0	4
Informal Adjustment	1	0	0	0	0	0	0	1
Retired / Nolle Prosequi	0	0	0	0	0	0	0	0
Complaint Substantiated Dependent/Neglect	0	0	0	0	0	0	0	0
Complaint Substantiated Abused	0	0	0	0	0	0	0	0
Complaint Substantiated Mentally Ill	0	0	0	0	0	0	0	0
Pretrial Diversion	0	0	0	0	0	0	0	0
Transfer to Adult Court Hearing	0	0	0	0	0	0	0	0
Charges Cleared by Transfer to Adult Court	0	0	0	0	0	0	0	0
Review Concluded	0	0	0	0	0	0	0	0
Case Held Open	0	0	0	0	0	0	0	0
Unknown	0	0	0	0	0	0	0	0
Other	0	0	0	0	0	0	0	0
Totals	45	7	2	36	2	1	0	93

**TENNESSEE COUNCIL OF JUVENILE AND FAMILY COURT JUDGES
2008 HUMPHREYS COUNTY JUVENILE COURT STATISTICAL DATA**

Formal and Informal Actions by Class of Referral, Race and Sex for CY 2008

	White Male	African American Male	Other Race Male	White Female	African American Female	Other Race Female	Unknown Race or Sex	Total
<u>Dependency/Neglect</u>								
Special Proceeding	36	0	0	20	1	0	0	57
Complaint Substantiated Dependent/Neglect	21	0	0	20	0	0	2	43
Dismissed	4	0	0	1	0	0	0	5
Retired / Nolle Prosequi	0	0	0	0	0	0	0	0
Complaint Substantiated Delinquent	0	0	0	0	0	0	0	0
Complaint Substantiated Status Offender	0	0	0	0	0	0	0	0
Complaint Substantiated Abused	0	0	0	0	0	0	0	0
Complaint Substantiated Mentally Ill	0	0	0	0	0	0	0	0
Informal Adjustment	0	0	0	0	0	0	0	0
Pretrial Diversion	0	0	0	0	0	0	0	0
Transfer to Adult Court Hearing	0	0	0	0	0	0	0	0
Charges Cleared by Transfer to Adult Court	0	0	0	0	0	0	0	0
Review Concluded	0	0	0	0	0	0	0	0
Case Held Open	0	0	0	0	0	0	0	0
Unknown	0	0	0	0	0	0	0	0
Other	0	0	0	0	0	0	0	0
Totals	61	0	0	41	1	0	2	105

Other Violation Proceedings

Complaint Substantiated Delinquent	1	0	0	0	0	0	0	1
Dismissed	0	0	0	0	0	0	0	0
Retired / Nolle Prosequi	0	0	0	0	0	0	0	0
Complaint Substantiated Status Offender	0	0	0	0	0	0	0	0
Complaint Substantiated Dependent/Neglect	0	0	0	0	0	0	0	0
Complaint Substantiated Abused	0	0	0	0	0	0	0	0
Complaint Substantiated Mentally Ill	0	0	0	0	0	0	0	0
Informal Adjustment	0	0	0	0	0	0	0	0
Pretrial Diversion	0	0	0	0	0	0	0	0
Transfer to Adult Court Hearing	0	0	0	0	0	0	0	0
Charges Cleared by Transfer to Adult Court	0	0	0	0	0	0	0	0
Special Proceeding	0	0	0	0	0	0	0	0
Review Concluded	0	0	0	0	0	0	0	0
Case Held Open	0	0	0	0	0	0	0	0
Unknown	0	0	0	0	0	0	0	0
Other	0	0	0	0	0	0	0	0
Totals	1	0	0	0	0	0	0	1

**TENNESSEE COUNCIL OF JUVENILE AND FAMILY COURT JUDGES
2008 HUMPHREYS COUNTY JUVENILE COURT STATISTICAL DATA**

Formal and Informal Actions by Class of Referral, Race and Sex for CY 2008

	White Male	African American Male	Other Race Male	White Female	African American Female	Other Race Female	Unknown Race or Sex	Total
<u>Parentage</u>								
Special Proceeding	127	5	8	146	12	9	12	319
Dismissed	11	1	0	16	0	0	2	30
Complaint Substantiated Dependent/Neglect	4	1	0	8	0	0	0	13
Retired / Nolle Prosequi	1	0	0	0	0	0	0	1
Complaint Substantiated Delinquent	0	0	0	0	0	0	0	0
Complaint Substantiated Status Offender	0	0	0	0	0	0	0	0
Complaint Substantiated Abused	0	0	0	0	0	0	0	0
Complaint Substantiated Mentally Ill	0	0	0	0	0	0	0	0
Informal Adjustment	0	0	0	0	0	0	0	0
Pretrial Diversion	0	0	0	0	0	0	0	0
Transfer to Adult Court Hearing	0	0	0	0	0	0	0	0
Charges Cleared by Transfer to Adult Court	0	0	0	0	0	0	0	0
Review Concluded	0	0	0	0	0	0	0	0
Case Held Open	0	0	0	0	0	0	0	0
Unknown	0	0	0	0	0	0	0	0
Other	0	0	0	0	0	0	0	0
Totals	143	7	8	170	12	9	14	363

Special Proceedings

Special Proceeding	160	4	15	154	3	7	0	343
Dismissed	54	5	5	37	0	0	2	103
Retired / Nolle Prosequi	0	0	0	3	0	1	0	4
Complaint Substantiated Dependent/Neglect	1	0	0	0	0	0	0	1
Complaint Substantiated Delinquent	0	0	0	0	0	0	0	0
Complaint Substantiated Status Offender	0	0	0	0	0	0	0	0
Complaint Substantiated Abused	0	0	0	0	0	0	0	0
Complaint Substantiated Mentally Ill	0	0	0	0	0	0	0	0
Informal Adjustment	0	0	0	0	0	0	0	0
Pretrial Diversion	0	0	0	0	0	0	0	0
Transfer to Adult Court Hearing	0	0	0	0	0	0	0	0
Charges Cleared by Transfer to Adult Court	0	0	0	0	0	0	0	0
Review Concluded	0	0	0	0	0	0	0	0
Case Held Open	0	0	0	0	0	0	0	0
Unknown	0	0	0	0	0	0	0	0
Other	0	0	0	0	0	0	0	0
Totals	215	9	20	194	3	8	2	451

**TENNESSEE COUNCIL OF JUVENILE AND FAMILY COURT JUDGES
2008 HUMPHREYS COUNTY JUVENILE COURT STATISTICAL DATA**

Formal and Informal Actions by Class of Referral, Race and Sex for CY 2008

	White Male	African American Male	Other Race Male	White Female	African American Female	Other Race Female	Unknown Race or Sex	Total
Other								
Dismissed	3	0	0	2	0	0	0	5
Special Proceeding	2	0	0	2	0	0	0	4
Other	0	0	0	1	0	0	0	1
Retired / Nolle Prosequi	0	0	0	0	0	0	0	0
Complaint Substantiated Delinquent	0	0	0	0	0	0	0	0
Complaint Substantiated Status Offender	0	0	0	0	0	0	0	0
Complaint Substantiated Dependent/Neglect	0	0	0	0	0	0	0	0
Complaint Substantiated Abused	0	0	0	0	0	0	0	0
Complaint Substantiated Mentally Ill	0	0	0	0	0	0	0	0
Informal Adjustment	0	0	0	0	0	0	0	0
Pretrial Diversion	0	0	0	0	0	0	0	0
Transfer to Adult Court Hearing	0	0	0	0	0	0	0	0
Charges Cleared by Transfer to Adult Court	0	0	0	0	0	0	0	0
Review Concluded	0	0	0	0	0	0	0	0
Case Held Open	0	0	0	0	0	0	0	0
Unknown	0	0	0	0	0	0	0	0
Totals	5	0	0	5	0	0	0	10
All Action Totals	740	35	46	529	31	21	18	1,420

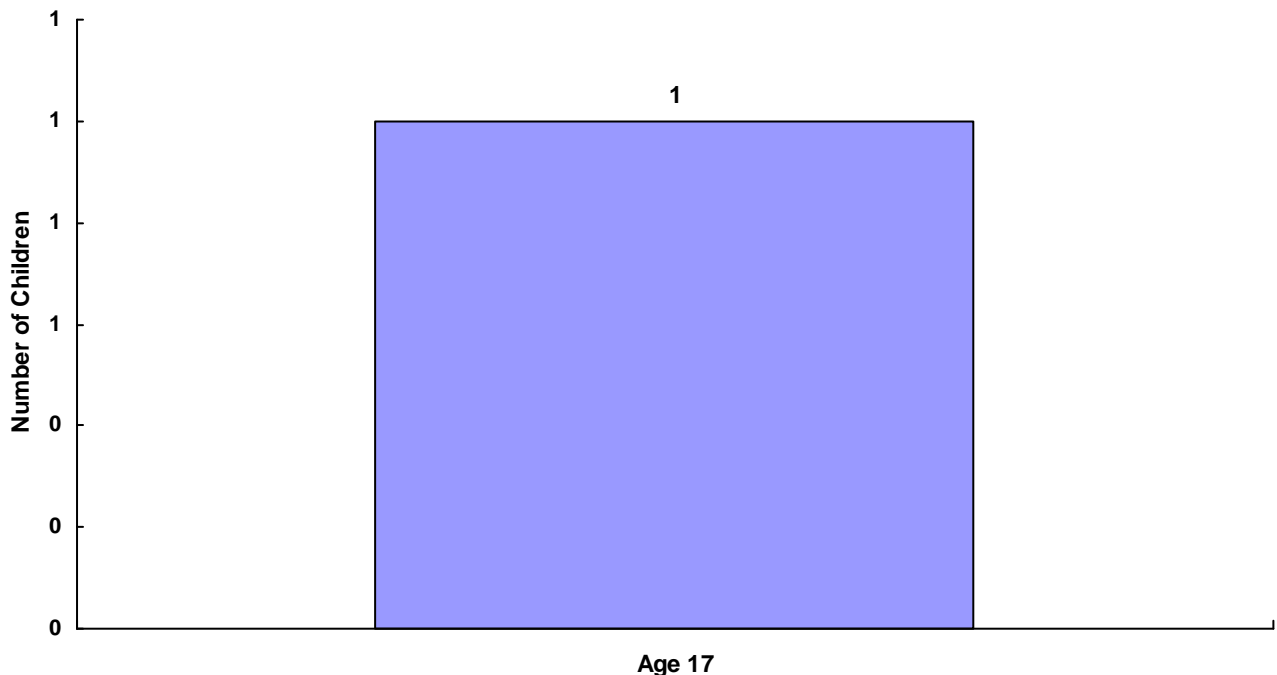
**TENNESSEE COUNCIL OF JUVENILE AND FAMILY COURT JUDGES
2008 HUMPHREYS COUNTY JUVENILE COURT STATISTICAL DATA**

Children Transferred to Adult Court by Age at Disposition Date, Race and Sex for CY 2008

Total Children = 431

	White Male	African American Male	Other Race Male	White Female	African American Female	Other Race Female	Unknown Race or Sex	Total	% of All Children Referred
Age Under 1	0	0	0	0	0	0	0	0	0.00%
Age 1	0	0	0	0	0	0	0	0	0.00%
Age 2	0	0	0	0	0	0	0	0	0.00%
Age 3	0	0	0	0	0	0	0	0	0.00%
Age 4	0	0	0	0	0	0	0	0	0.00%
Age 5	0	0	0	0	0	0	0	0	0.00%
Age 6	0	0	0	0	0	0	0	0	0.00%
Age 7	0	0	0	0	0	0	0	0	0.00%
Age 8	0	0	0	0	0	0	0	0	0.00%
Age 9	0	0	0	0	0	0	0	0	0.00%
Age 10	0	0	0	0	0	0	0	0	0.00%
Age 11	0	0	0	0	0	0	0	0	0.00%
Age 12	0	0	0	0	0	0	0	0	0.00%
Age 13	0	0	0	0	0	0	0	0	0.00%
Age 14	0	0	0	0	0	0	0	0	0.00%
Age 15	0	0	0	0	0	0	0	0	0.00%
Age 16	0	0	0	0	0	0	0	0	0.00%
Age 17	1	0	0	0	0	0	0	1	0.23%
Age 18	0	0	0	0	0	0	0	0	0.00%
Age 19 and Over	0	0	0	0	0	0	0	0	0.00%
Totals	1	0	0	0	0	0	0	1	

Total Children Transferred to Adult Court



**TENNESSEE COUNCIL OF JUVENILE AND FAMILY COURT JUDGES
2008 HUMPHREYS COUNTY JUVENILE COURT STATISTICAL DATA**

Outcomes by Type Of Disposition, Race and Sex for CY 2008

	White Male	African American Male	Other Race Male	White Female	African American Female	Other Race Female	Unknown Race or Sex	Total
<u>General Action Codes</u>								
Case Dismissed	84	4	1	53	1	1	4	148
Warned / Counseled	50	3	4	39	3	3	0	102
Held Open For Review	32	3	2	33	3	3	0	76
Fine	40	1	0	6	1	1	0	49
Supervision / Probation to Juvenile Court	22	2	1	11	1	1	0	38
Referred for Mental Health Counseling	8	0	3	11	1	2	0	25
Placement with Relative / Other Individual	7	0	0	12	0	0	0	19
No Contact Order	9	0	0	10	0	0	0	19
Referred for Alcohol and Drug Counseling	10	0	0	8	0	0	0	18
House Arrest	6	0	0	10	0	0	0	16
Driver's License Held Informally	8	0	0	0	0	0	0	8
Case Retired or Nolle Prosequi	3	0	0	3	0	1	0	7
Referral to Juvenile Court Educ-Based Pgm	3	0	0	4	0	0	0	7
Public Service	4	0	0	1	1	0	0	6
Restitution	5	0	0	1	0	0	0	6
Released from Probation	2	0	0	3	0	0	0	5
Referred to Defensive Driving School	2	0	0	2	0	0	0	4
Injunction Other than No Contact Order	0	0	0	1	0	0	0	1
Court Defined Curfew	0	0	0	1	0	0	0	1
Dismissed from Informal Adjustment	1	0	0	0	0	0	0	1
Probation to Parents	0	0	0	0	0	0	0	0
Referral to Another Entity for Superv/Servc	0	0	0	0	0	0	0	0
Referred to Alternative School	0	0	0	0	0	0	0	0
Referred to Private Child Agency	0	0	0	0	0	0	0	0
Referred to Alcohol Safety School	0	0	0	0	0	0	0	0
Voluntary Placement with DMHMR	0	0	0	0	0	0	0	0
Private Mental Health Placement	0	0	0	0	0	0	0	0
Private MR Placement	0	0	0	0	0	0	0	0
Placement with City/Cnty Agcy/Facility	0	0	0	0	0	0	0	0
Runaway Returned	0	0	0	0	0	0	0	0
Dismissed from Pretrial Diversion	0	0	0	0	0	0	0	0
Totals	296	13	11	209	11	12	4	556

**TENNESSEE COUNCIL OF JUVENILE AND FAMILY COURT JUDGES
2008 HUMPHREYS COUNTY JUVENILE COURT STATISTICAL DATA**

Outcomes by Type Of Disposition, Race and Sex for CY 2008

	White Male	African American Male	Other Race Male	White Female	African American Female	Other Race Female	Unknown Race or Sex	Total
Formal Action Codes								
DCS Commitment - Custody	19	1	2	23	1	1	1	48
Placed Under a Valid Court Order	12	0	0	15	0	1	0	28
Supervision by DCS	3	0	0	3	0	0	0	6
DCS Probation	3	0	0	0	1	0	0	4
DCS Commitment - Suspended	1	0	0	1	0	0	0	2
Parental Rights Terminated	1	0	0	1	0	0	0	2
Transferred to Adult Court	1	0	0	0	0	0	0	1
DCS Commitment - Determinate	0	0	0	1	0	0	0	1
DMHMR Involuntary Commitment	0	0	0	0	0	0	0	0
DCS Intensive Probation	0	0	0	0	0	0	0	0
Other Intensive Probation	0	0	0	0	0	0	0	0
Transfer to Another Juvenile Court for Dispo	0	0	0	0	0	0	0	0
Parental Rights Not Terminated	0	0	0	0	0	0	0	0
Totals	40	1	2	44	2	2	1	92

Special Proceedings

Visitation Changed	41	1	0	54	0	1	3	100
Court Costs	62	1	1	19	2	1	0	86
Custody Changed	11	1	3	28	0	2	1	46
Child Support Granted	17	0	0	19	2	0	2	40
Child Support Amended	19	2	0	16	2	0	1	40
Custody Unchanged	2	0	0	1	0	0	0	3
Visitation Unchanged	1	0	0	1	0	0	0	2
Child Support Terminated	1	0	0	0	0	0	0	1
Order of Reference to DCS	0	0	0	0	0	0	0	0
Foster Care Terminated	0	0	0	0	0	0	0	0
Foster Care Continued	0	0	0	0	0	0	0	0
Voluntary Acknowledgement of Paternity	0	0	0	0	0	0	0	0
Paternity Determined / Child Legitimated	0	0	0	0	0	0	0	0
Paternity Not Determ/Child Not Legitimated	0	0	0	0	0	0	0	0
Child Support Denied	0	0	0	0	0	0	0	0
Request for Medical Treatment Granted	0	0	0	0	0	0	0	0
Request for Medical Treatment Denied	0	0	0	0	0	0	0	0
Consent to Marry Granted	0	0	0	0	0	0	0	0
Consent to Marry Denied	0	0	0	0	0	0	0	0
Totals	154	5	4	138	6	4	7	318


Other Outcome Codes

Other	342	17	21	266	15	12	12	685
Totals	342	17	21	266	15	12	12	685

All Outcome Totals	832	36	38	657	34	30	24	1,651
---------------------------	------------	-----------	-----------	------------	-----------	-----------	-----------	--------------

**TENNESSEE COUNCIL OF JUVENILE AND FAMILY COURT JUDGES
2008 HUMPHREYS COUNTY JUVENILE COURT STATISTICAL DATA**

Breakdown of Referrals by Court Personnel Executing the Action in CY 2008



	Referrals	% of Referrals
Judge	1,420	100.00%
Referee	0	0.00%
YSO	0	0.00%
Other	0	0.00%
Total	1,420	100.00%