

2008

State of Tennessee

Annual Juvenile Court Statistical Report

Johnson City Breakdown

TABLE OF CONTENTS

Report Numbers Listed Below are shown at the Bottom of each Report, followed by the Report Page Number

	Report Number
Juvenile Court Referral Process	
Chart – The Juvenile Court Referral Process	1
Chart – Delinquent, Dependent/Neglect/Abuse, and Status/Unruly Referrals	2
Chart – Referrals by Type of Offense	3
Chart – Referrals for Status/Unruly Offenses	4
Children and Referral Counts by Race and Sex	
Table – Children with Delinquent Referrals by Race and Sex	5
Table – Children with Status/Unruly Referrals by Race and Sex	5
Table – Children with Dependency/Neglect/Abuse Allegations by Race and Sex	5
Table – Referrals Delinquent Referrals by Race and Sex	6
Table – Referrals Status/Unruly Referrals by Race and Sex	6
Table – Referrals Dependency/Neglect/Abuse Allegations by Race and Sex	6
Table/Chart – Referrals by Age Group, Race and Sex	7
Table/Chart – Children Referred by Age, Race and Sex	8
Table/Chart – Children Referred by Race and Sex	9
Table/Chart – Children of Hispanic Origin by Race and Sex	10
Table – Referrals by Type of Offense, Age Group, Race and Sex	11
Living Arrangement of the Child at Time of Referral	
Table/Chart – Living Arrangement at Time of Referral by Race and Sex	12
School Status of Individual Children at Time of Referral to Juvenile Court	
Table – Last Grade Completed by Children by Race and Sex	13
Table – Children Enrolled in School	13
Table – Children Enrolled in Special Education	13
Referral Information by Race, Sex and Class of Referral/Offense	
Table/Chart – Class of Referrals by Race and Sex	14
Table - Referrals by Class and Type of Offense by Race and Sex	15
Referral Reasons by Type, Race and Sex	
Table – Referral Reasons by Type of Offense, Race and Sex	16
Table – Top 4 Referral Reasons by Sex and Race	17
Table – Top 4 Referral Reasons by Sex, Race and Type of Offense	18
Source of Referrals to the Juvenile Court	
Table – Source of Referrals by Race and Sex	19
Table – Six Most Frequent Referral Reasons by Source, Race and Sex	20
Table – Source of Referrals by Type of Offense, Race and Sex	21
Children Referred with Weapons Charges	
Table/Chart – Children Referred for Unlawful Carrying/Possession of a Weapon by Age, Race and Sex	22
Table/Chart – Children Referred for Carrying Weapons on School Property	23
Intake Actions at Referral	
Table/Chart – Intake Actions at Referral by Race and Sex	24
Table/Chart – Intake Actions of Referrals by Class of Offense, Race and Sex	25

TABLE OF CONTENTS


Report Numbers Listed Below are shown at the Bottom of each Report, followed by the Report Page Number

	Report Number
Detention Statistics at Referral	
Table – Detention Statistics at Referral by Individual Child by Race and Sex	26
Table – Detention Statistics at Referral by Individual Case	26
Table – Placement After Secure Detention Hearing by Individual Child by Race and Sex	27
Table – Placement After Secure Detention Hearing by Individual Case	27
Dispositional Procedures	
Table – Procedures used to Dispose or Adjust All Referrals	28
Table – Referrals Disposed by Formal Adjudicatory Proceedings	28
Table – Referrals Disposed by Other Actions	28
Formal and Informal Actions	
Table/Chart – Formal and Informal Actions by Race and Sex	29
Table – Formal and Informal Actions by Type of Offense, Race and Sex	30
Table – Formal and Informal Actions by Class of Referral, Race and Sex	31
Children Transferred to Adult Court	
Table/Chart – Children Transferred to Adult Court by Age, Race and Sex	32
Outcomes by Type of Disposition	
Table – Outcomes by Type of Disposition, Race and Sex	33
Juvenile Court Referrals Disposed County-Wide Based on Number of Referrals	
Table/Chart – Breakdown of Referrals by Court Personnel Executing the Action	34

**TENNESSEE COUNCIL OF JUVENILE AND FAMILY COURT JUDGES
2008 JOHNSON CITY JUVENILE COURT STATISTICAL DATA**

The Juvenile Court Referral Process for CY 2008

Delinquent 1,333	Status 89	Dependency and Neglect 128	Other Violations 16	Special Proceedings 641	Parentage 411	Other 8
----------------------------	---------------------	--------------------------------------	-------------------------------	-----------------------------------	-------------------------	-------------------



Parents, Victims, School, Relatives, State Dept, etc.
1,620

Law Enforcement
1,006

Pretrial Diversion, Informal Adjustment
220

Court Actions
2,626

Transfer to Adult Court Hearing
5

Charges Cleared By Transfer to Adult Court
3

Formal Adjudications
1,457

Special Proceeding
643

Review Concluded
234

Case Held Open
29

Other
35

Juvenile Court System Outcomes / Dispositions
3,895

Formal
206

General
2,083

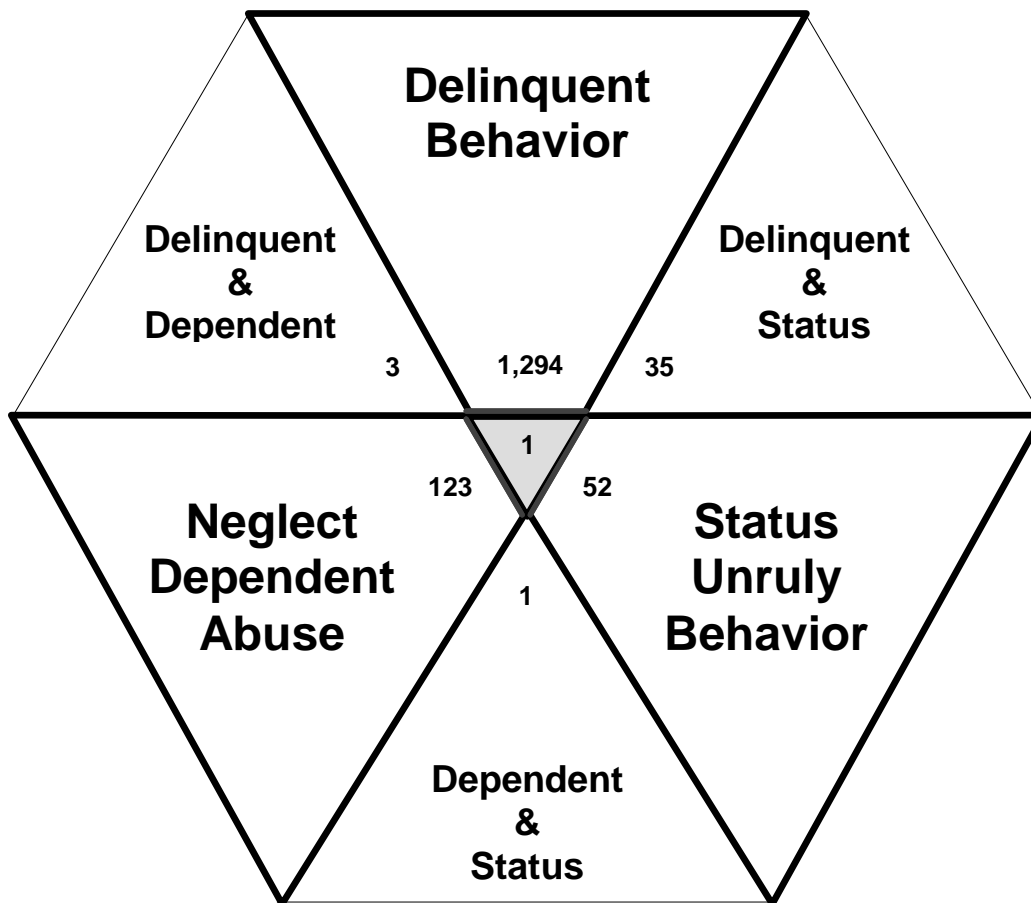
Special Proceedings
1,601

Other
5

**TENNESSEE COUNCIL OF JUVENILE AND FAMILY COURT JUDGES
2008 JOHNSON CITY JUVENILE COURT STATISTICAL DATA**

Delinquent, Dependent/Neglect/Abuse, and Status/Unruly Referrals for CY 2008

Total = 1,509



The remaining referrals are for:
Custody, Visitation, Paternity/Legitimation, Child Support,
Special Procedures and Other Referrals

Each child may be counted
in more than one category

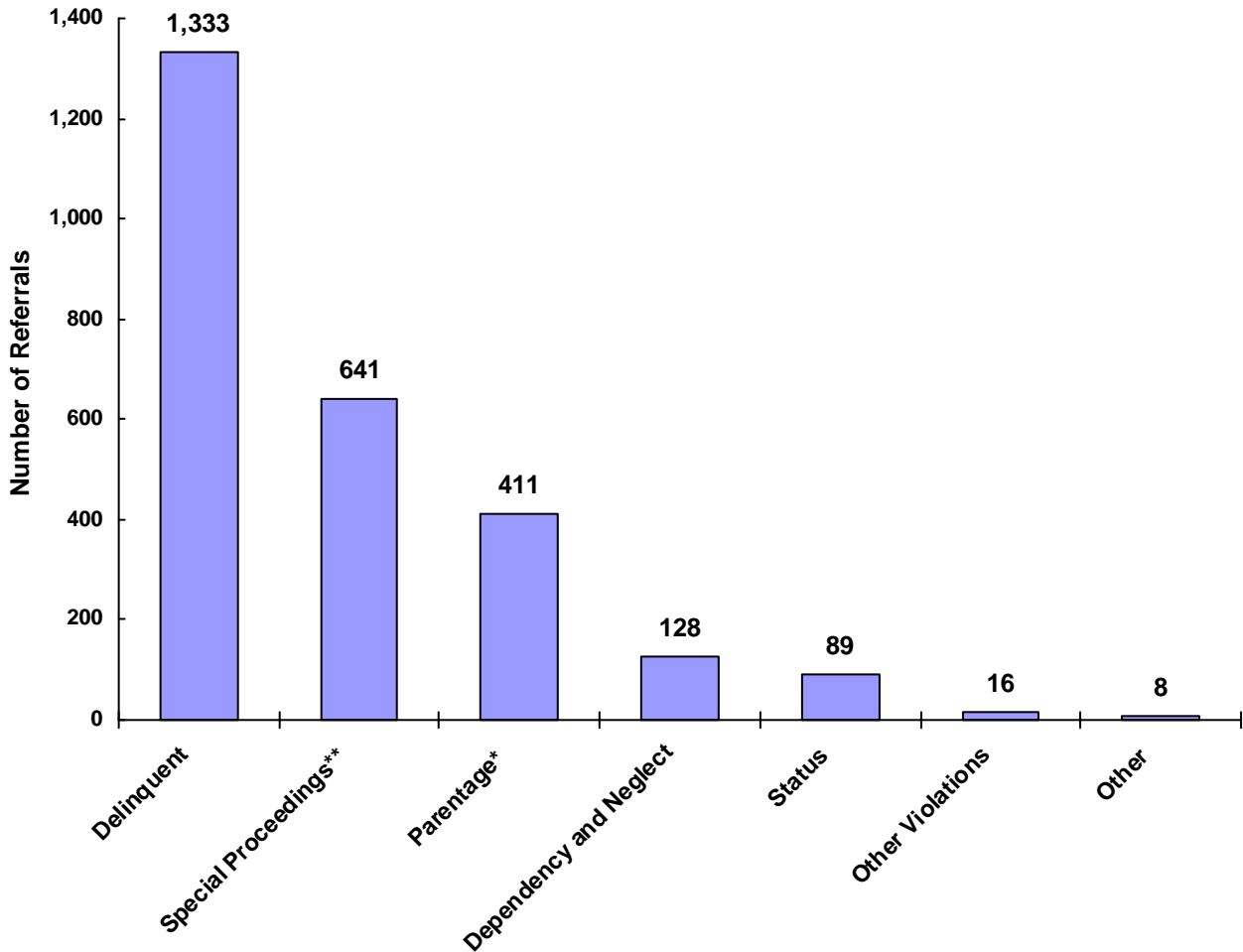
Total number of individual children for ALL referrals
disposed by juvenile courts during CY 2008 equals
1,635

Children can have referrals in multiple categories. The drawing above shows that in the year 2008 there were 1,294 referrals to Johnson City Juvenile Court for children with only delinquent offenses, 52 for those with only status/unruly behavior, and 123 for children with neglect, dependent or abuse referrals during the calendar year. There were 35 referrals for children that had a delinquent AND a status/unruly referral. There were 3 referrals for children with both delinquent behavior AND a neglect, dependent or abuse allegation. There were 1 referrals for children that had both a status/unruly referral AND a neglect, dependent or abuse allegation. Also, there were 1 referrals for children that had a delinquent referral, a status/unruly referral AND a neglect, dependent or abuse allegation.

TENNESSEE COUNCIL OF JUVENILE AND FAMILY COURT JUDGES
2008 JOHNSON CITY JUVENILE COURT STATISTICAL DATA

Referrals by Type of Offense in CY 2008

Total Referrals = 2,626



* Parentage includes: Custody, Visitation, Paternity/Legitimation and Child Support

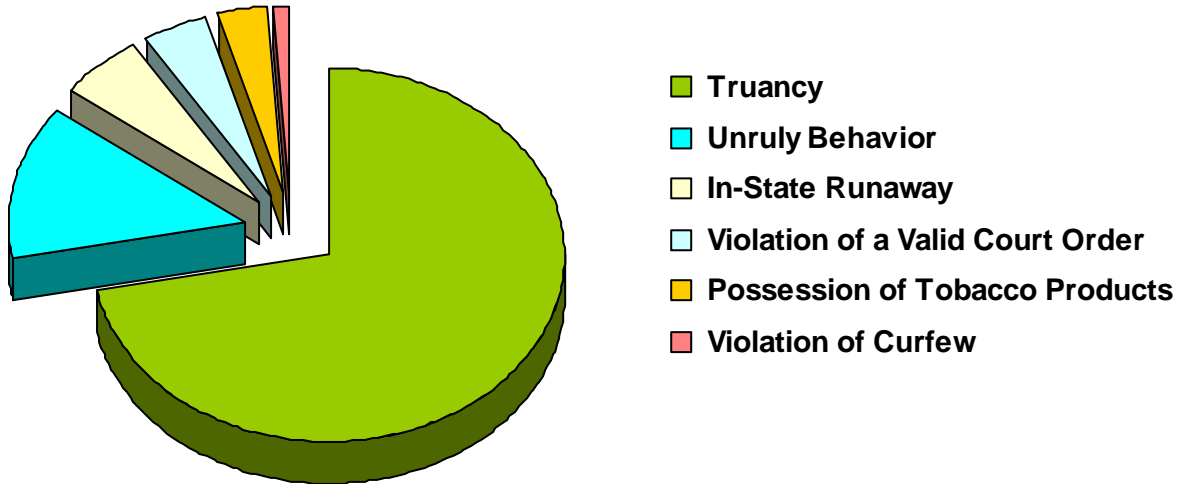
**Special Proceedings include: Judicial Review, Administrative Review, Foster Care Review, Request for Medical Treatment and Consent to Marry

Information from the Juvenile Court represents a total of 1,635 children and 2,268 cases that were reported to the TCJFCJ.

A Status offense is an offense committed by a child that if committed by an adult, would not be considered an offense or unlawful act. An example of this is smoking when not legally an adult.

**TENNESSEE COUNCIL OF JUVENILE AND FAMILY COURT JUDGES
2008 JOHNSON CITY JUVENILE COURT STATISTICAL DATA**

**Referrals for Status/Unruly Offenses in CY 2008
Total Status/Unruly Referrals = 89**



Referral Reason	Count	Percent
Truancy	64	71.91%
Unruly Behavior	12	13.48%
In-State Runaway	5	5.62%
Violation of a Valid Court Order	4	4.49%
Possession of Tobacco Products	3	3.37%
Violation of Curfew	1	1.12%
Out-of-State Runaway	0	0.00%
Total	89	

**TENNESSEE COUNCIL OF JUVENILE AND FAMILY COURT JUDGES
2008 JOHNSON CITY JUVENILE COURT STATISTICAL DATA**

Children* with Delinquent Referrals by Race and Sex for CY 2008

	White	African American	Native American	Asian	Mixed Race	Unknown Race	Total
Male	419	44	0	2	17	1	483
Female	328	29	0	1	21	3	382
Unknown Sex	0	0	0	0	0	1	1
Totals	747	73	0	3	38	5	866

Children* with Status/Unruly Referrals by Race and Sex for CY 2008

	White	African American	Native American	Asian	Mixed Race	Unknown Race	Total
Male	36	3	0	0	4	0	43
Female	31	3	0	0	3	0	37
Unknown Sex	0	0	0	0	0	0	0
Totals	67	6	0	0	7	0	80

Children* with Dependency/Neglect/Abuse Allegations by Race and Sex for CY 2008

	White	African American	Native American	Asian	Mixed Race	Unknown Race	Total
Male	47	4	0	0	4	0	55
Female	42	5	0	0	7	0	54
Unknown Sex	0	0	0	0	0	0	0
Totals	89	9	0	0	11	0	109

* A child may be counted in more than one category

**TENNESSEE COUNCIL OF JUVENILE AND FAMILY COURT JUDGES
2008 JOHNSON CITY JUVENILE COURT STATISTICAL DATA**

Delinquent Referrals by Race and Sex for CY 2008

	White	African American	Native American	Asian	Mixed Race	Unknown Race	Total
Male	667	87	0	2	29	1	786
Female	459	48	0	3	33	3	546
Unknown Sex	0	0	0	0	0	1	1
Totals	1,126	135	0	5	62	5	1,333

Status/Unruly Referrals by Race and Sex for CY 2008

	White	African American	Native American	Asian	Mixed Race	Unknown Race	Total
Male	42	3	0	0	4	0	49
Female	34	3	0	0	3	0	40
Unknown Sex	0	0	0	0	0	0	0
Totals	76	6	0	0	7	0	89

Dependency/Neglect/Abuse Allegations by Race and Sex for CY 2008

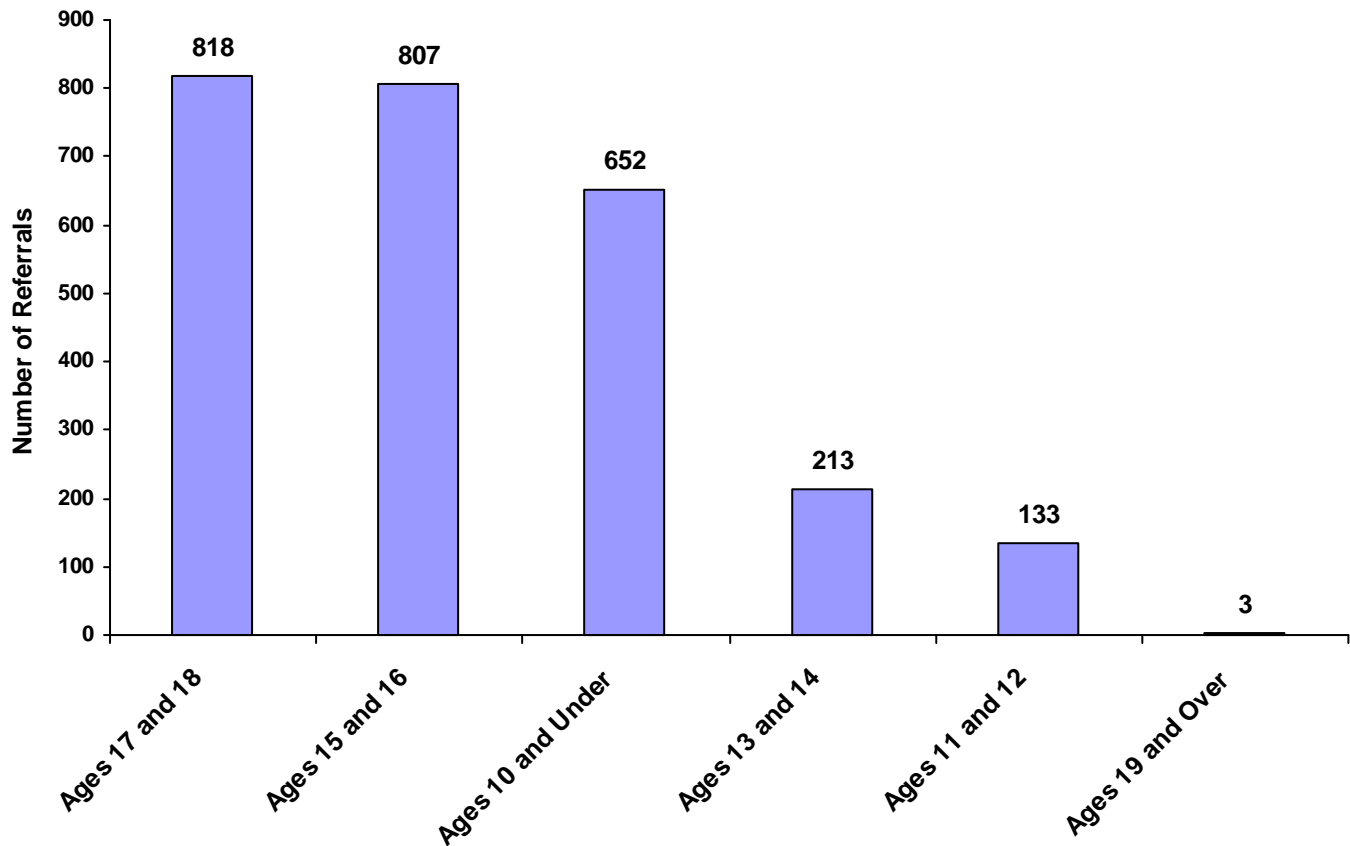
	White	African American	Native American	Asian	Mixed Race	Unknown Race	Total
Male	51	5	0	0	4	0	60
Female	52	6	0	0	10	0	68
Unknown Sex	0	0	0	0	0	0	0
Totals	103	11	0	0	14	0	128

**TENNESSEE COUNCIL OF JUVENILE AND FAMILY COURT JUDGES
2008 JOHNSON CITY JUVENILE COURT STATISTICAL DATA**

Referrals by Age Group, Race and Sex for CY 2008

	White Male	African American Male	Other Race Male	White Female	African American Female	Other Race Female	Unknown Race or Sex	Total	% of Total Referrals
Birth through Age 10	254	34	45	199	36	40	44	652	24.83%
Ages 11 and 12	62	11	5	43	7	2	3	133	5.06%
Ages 13 and 14	100	7	5	83	11	5	2	213	8.11%
Ages 15 and 16	407	49	11	281	36	19	4	807	30.73%
Ages 17 and 18	376	62	18	313	25	23	1	818	31.15%
Ages 19 and Over	2	0	0	0	1	0	0	3	0.11%
All Age Group Totals	1,201	163	84	919	116	89	54	2,626	

Total Referrals by Age Group

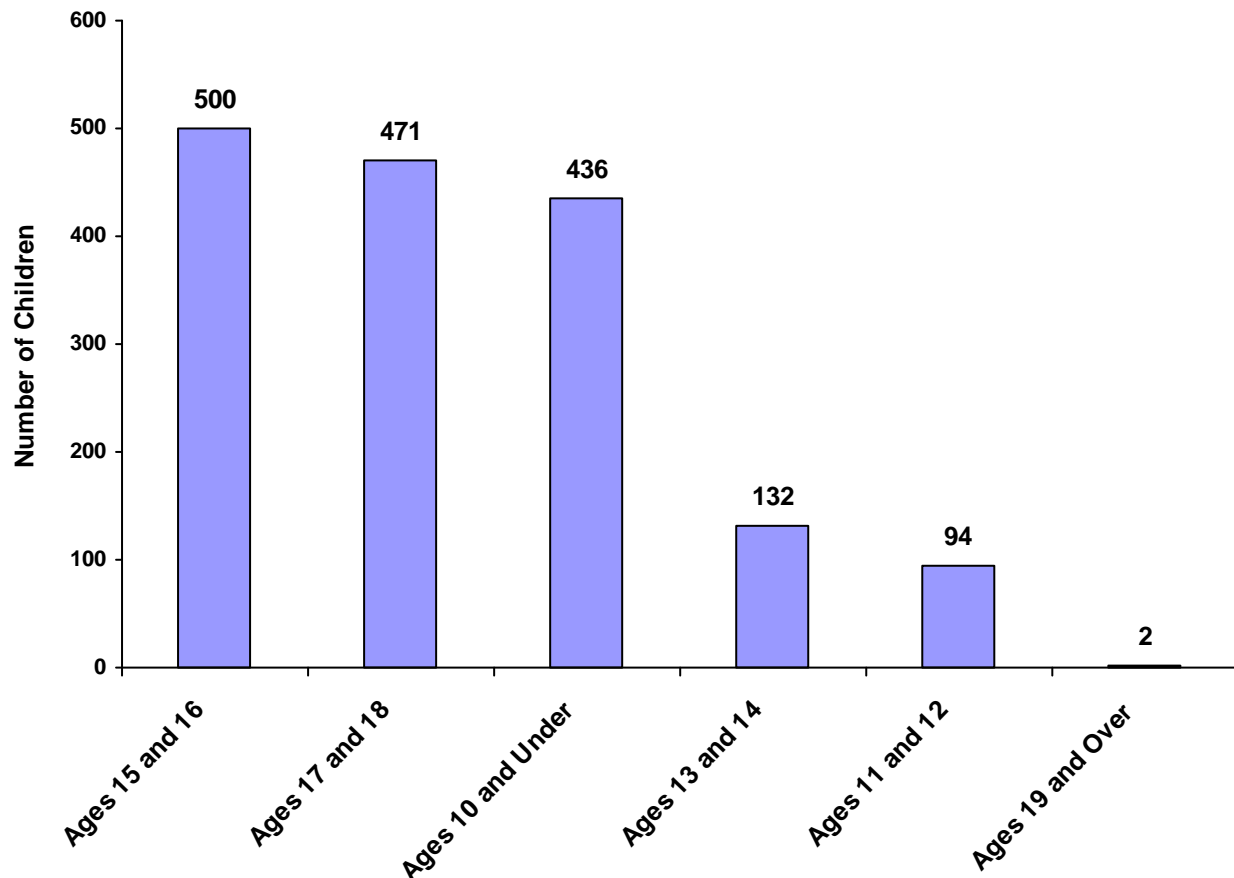


**TENNESSEE COUNCIL OF JUVENILE AND FAMILY COURT JUDGES
2008 JOHNSON CITY JUVENILE COURT STATISTICAL DATA**

Children Referred by Age Group, Race and Sex for CY 2008

	White Male	African American Male	Other Race Male	White Female	African American Female	Other Race Female	Unknown Race or Sex	Total	% of All Children Referred
Ages 10 and Under	161	22	26	133	28	28	38	436	26.67%
Ages 11 through 12	44	7	3	33	3	1	3	94	5.75%
Ages 13 through 14	65	5	1	50	5	4	2	132	8.07%
Ages 15 through 16	241	21	7	201	17	9	4	500	30.58%
Ages 17 through 18	219	25	10	195	13	8	1	471	28.81%
Ages 19 and Over	1	0	0	0	1	0	0	2	0.12%
Total	731	80	47	612	67	50	48	1,635	

Total Children by Age Group

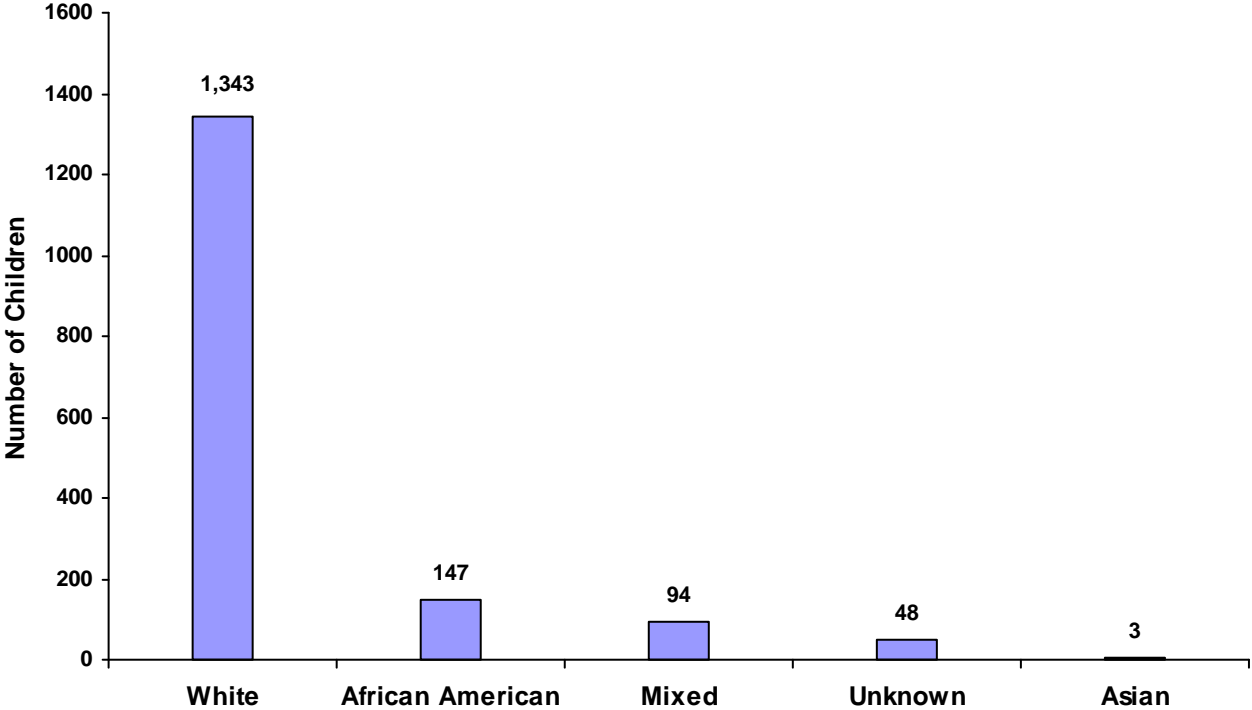


**TENNESSEE COUNCIL OF JUVENILE AND FAMILY COURT JUDGES
2008 JOHNSON CITY JUVENILE COURT STATISTICAL DATA**

Children Referred by Race and Sex for CY 2008

Race	Male	Female	Unknown	Total
White	731	612	0	1,343
African American	80	67	0	147
Native American	0	0	0	0
Asian	2	1	0	3
Mixed	45	49	0	94
Unknown	18	24	6	48
Total	876	753	6	1,635

Total Children by Race

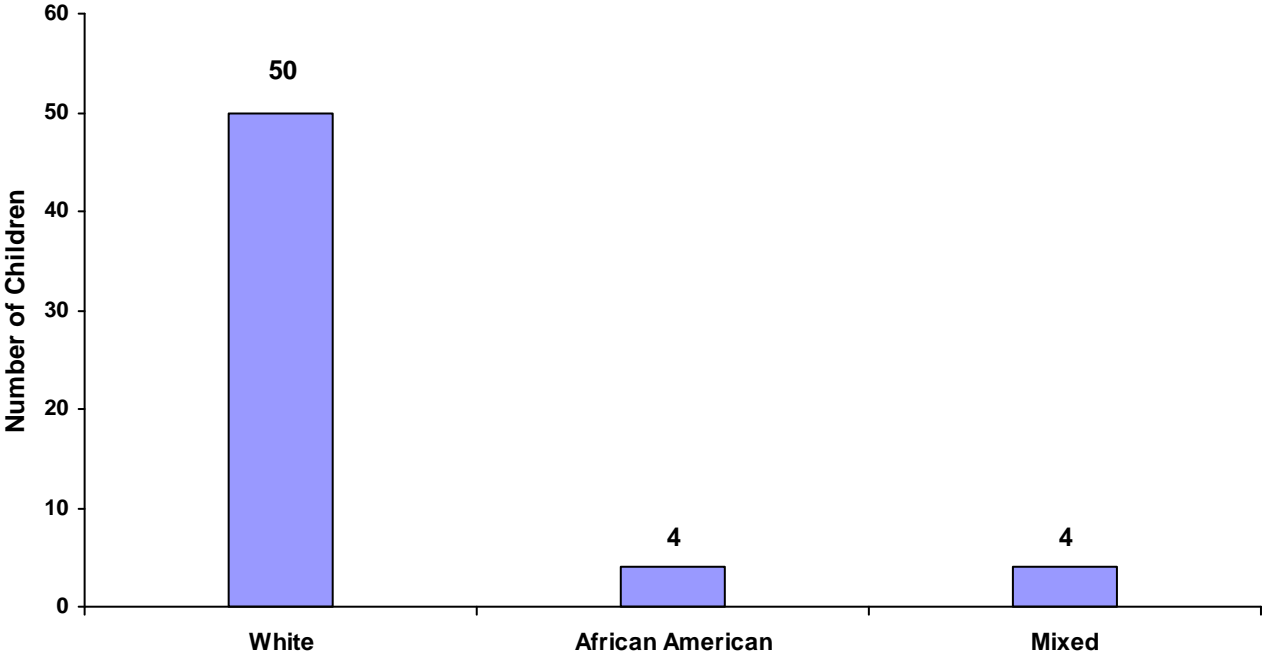


**TENNESSEE COUNCIL OF JUVENILE AND FAMILY COURT JUDGES
2008 JOHNSON CITY JUVENILE COURT STATISTICAL DATA**

Children of Hispanic Origin by Race and Sex for CY 2008

Race	Male	Female	Unknown	Total
White	30	20	0	50
African American	3	1	0	4
Native American	0	0	0	0
Asian	0	0	0	0
Mixed	3	1	0	4
Unknown	0	0	0	0
Total	36	22	0	58

Total Children of Hispanic Origin by Race



**TENNESSEE COUNCIL OF JUVENILE AND FAMILY COURT JUDGES
2008 JOHNSON CITY JUVENILE COURT STATISTICAL DATA**

Referrals by Type of Offense, Age Group, Race and Sex for CY 2008

	White Male	African American Male	Other Race Male	White Female	African American Female	Other Race Female	Unknown Race or Sex	Total
Delinquent								
Ages 10 and Under	23	2	7	14	7	5	5	63
Ages 11 through 12	8	5	3	5	1	0	0	22
Ages 13 through 14	39	2	0	22	3	2	0	68
Ages 15 through 16	288	34	8	173	19	9	0	531
Ages 17 through 18	309	44	13	245	18	20	0	649
Ages 19 and Over	0	0	0	0	0	0	0	0
Total	667	87	31	459	48	36	5	1,333
Status								
Ages 10 and Under	0	1	1	1	0	0	0	3
Ages 11 through 12	9	1	1	6	0	0	0	17
Ages 13 through 14	9	0	0	7	0	0	0	16
Ages 15 through 16	16	0	1	15	1	3	0	36
Ages 17 through 18	8	1	1	5	2	0	0	17
Ages 19 and Over	0	0	0	0	0	0	0	0
Total	42	3	4	34	3	3	0	89
Dependency and Neglect								
Ages 10 and Under	38	5	4	36	4	9	0	96
Ages 11 through 12	7	0	0	2	1	1	0	11
Ages 13 through 14	2	0	0	6	1	0	0	9
Ages 15 through 16	4	0	0	8	0	0	0	12
Ages 17 through 18	0	0	0	0	0	0	0	0
Ages 19 and Over	0	0	0	0	0	0	0	0
Total	51	5	4	52	6	10	0	128
Other Violations								
Ages 10 and Under	0	0	0	0	0	0	0	0
Ages 11 through 12	0	0	0	0	0	0	0	0
Ages 13 through 14	4	0	0	1	1	0	0	6
Ages 15 through 16	1	0	0	3	0	0	0	4
Ages 17 through 18	1	0	0	5	0	0	0	6
Ages 19 and Over	0	0	0	0	0	0	0	0
Total	6	0	0	9	1	0	0	16

**TENNESSEE COUNCIL OF JUVENILE AND FAMILY COURT JUDGES
2008 JOHNSON CITY JUVENILE COURT STATISTICAL DATA**

Referrals by Type of Offense, Age Group, Race and Sex for CY 2008

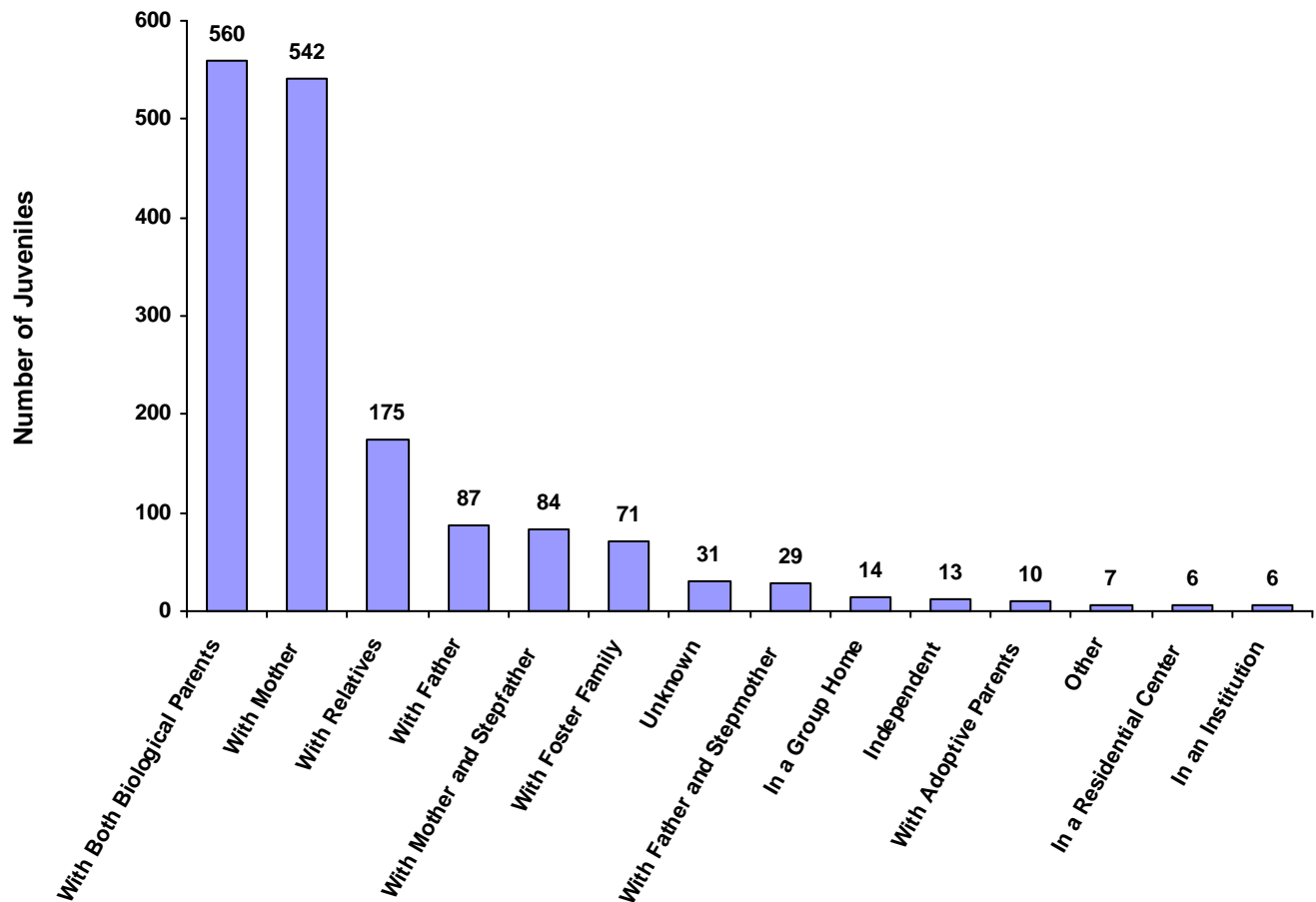
	White Male	African American Male	Other Race Male	White Female	African American Female	Other Race Female	Unknown Race or Sex	Total
Special Proceedings								
Ages 10 and Under	193	26	33	147	25	26	39	489
Ages 11 through 12	38	5	1	30	5	1	3	83
Ages 13 through 14	46	5	5	47	6	3	2	114
Ages 15 through 16	96	14	2	82	16	7	4	221
Ages 17 through 18	56	15	4	58	5	3	1	142
Ages 19 and Over	2	0	0	0	1	0	0	3
Total	431	65	45	364	58	40	49	1,052
Other								
Ages 10 and Under	0	0	0	1	0	0	0	1
Ages 11 through 12	0	0	0	0	0	0	0	0
Ages 13 through 14	0	0	0	0	0	0	0	0
Ages 15 through 16	2	1	0	0	0	0	0	3
Ages 17 through 18	2	2	0	0	0	0	0	4
Ages 19 and Over	0	0	0	0	0	0	0	0
Total	4	3	0	1	0	0	0	8
Grand Total	1,201	163	84	919	116	89	54	2,626

TENNESSEE COUNCIL OF JUVENILE AND FAMILY COURT JUDGES 2008 JOHNSON CITY JUVENILE COURT STATISTICAL DATA

Living Arrangement of Juveniles by Race and Sex for CY 2008

	White Male	African American Male	Other Race Male	White Female	African American Female	Other Race Female	Unknown Race or Sex	Total	% of All Children Referred
With Both Biological Parents	288	11	5	242	7	3	4	560	34.25%
With Father and Stepmother	15	3	0	8	3	0	0	29	1.77%
With Mother and Stepfather	51	0	0	33	0	0	0	84	5.14%
With Mother	202	39	27	177	32	30	35	542	33.15%
With Father	49	4	2	24	5	3	0	87	5.32%
With Relatives	69	7	4	68	11	10	6	175	10.70%
With Adoptive Parents	1	2	2	5	0	0	0	10	0.61%
With Foster Family	26	4	3	29	5	4	0	71	4.34%
In a Group Home	6	3	2	3	0	0	0	14	0.86%
In a Residential Center	4	1	0	1	0	0	0	6	0.37%
In an Institution	2	2	0	1	1	0	0	6	0.37%
Independent	3	2	0	7	1	0	0	13	0.80%
Unknown	14	2	2	10	0	0	3	31	1.90%
Other	1	0	0	4	2	0	0	7	0.43%
Totals	731	80	47	612	67	50	48	1,635	

Living Arrangement of Juveniles



**TENNESSEE COUNCIL OF JUVENILE AND FAMILY COURT JUDGES
2008 JOHNSON CITY JUVENILE COURT STATISTICAL DATA**

Last Grade Completed by Children by Race and Sex for CY 2008

	White Male	African American Male	Other Race Male	White Female	African American Female	Other Race Female	Unknown Race or Sex	Total	% of All Children Referred
Too Young for School	96	13	17	83	13	24	26	272	16.64%
Preschool	3	1	0	5	2	2	0	13	0.80%
Kindergarten	15	3	2	9	2	1	1	33	2.02%
1st Grade	3	1	4	9	1	1	1	20	1.22%
2nd Grade	5	1	0	5	2	0	0	13	0.80%
3rd Grade	8	0	1	4	2	0	0	15	0.92%
4th Grade	9	1	3	6	1	0	3	23	1.41%
5th Grade	12	4	0	8	1	1	4	30	1.83%
6th Grade	18	1	0	16	0	0	0	35	2.14%
7th Grade	20	2	0	12	2	0	0	36	2.20%
8th Grade	43	6	0	28	2	3	2	84	5.14%
9th Grade	65	8	2	47	5	3	1	131	8.01%
10th Grade	145	19	6	132	6	10	0	318	19.45%
11th Grade	124	5	2	108	6	3	2	250	15.29%
12th Grade	17	2	1	10	3	1	0	34	2.08%
Non-Graded Special Ed	1	0	0	0	0	0	0	1	0.06%
GED	6	1	0	4	0	0	0	11	0.67%
Graduated	15	3	1	18	2	0	0	39	2.39%
Never Attended School	0	0	0	0	0	0	0	0	0.00%
Unknown	126	9	8	108	17	1	8	277	16.94%
Other	0	0	0	0	0	0	0	0	0.00%
Totals	731	80	47	612	67	50	48	1,635	

Children Enrolled in School

	Children	% of All Children
Enrolled	1,310	80.12%
Not Enrolled	305	18.65%
Unknown	20	1.22%
	1,635	

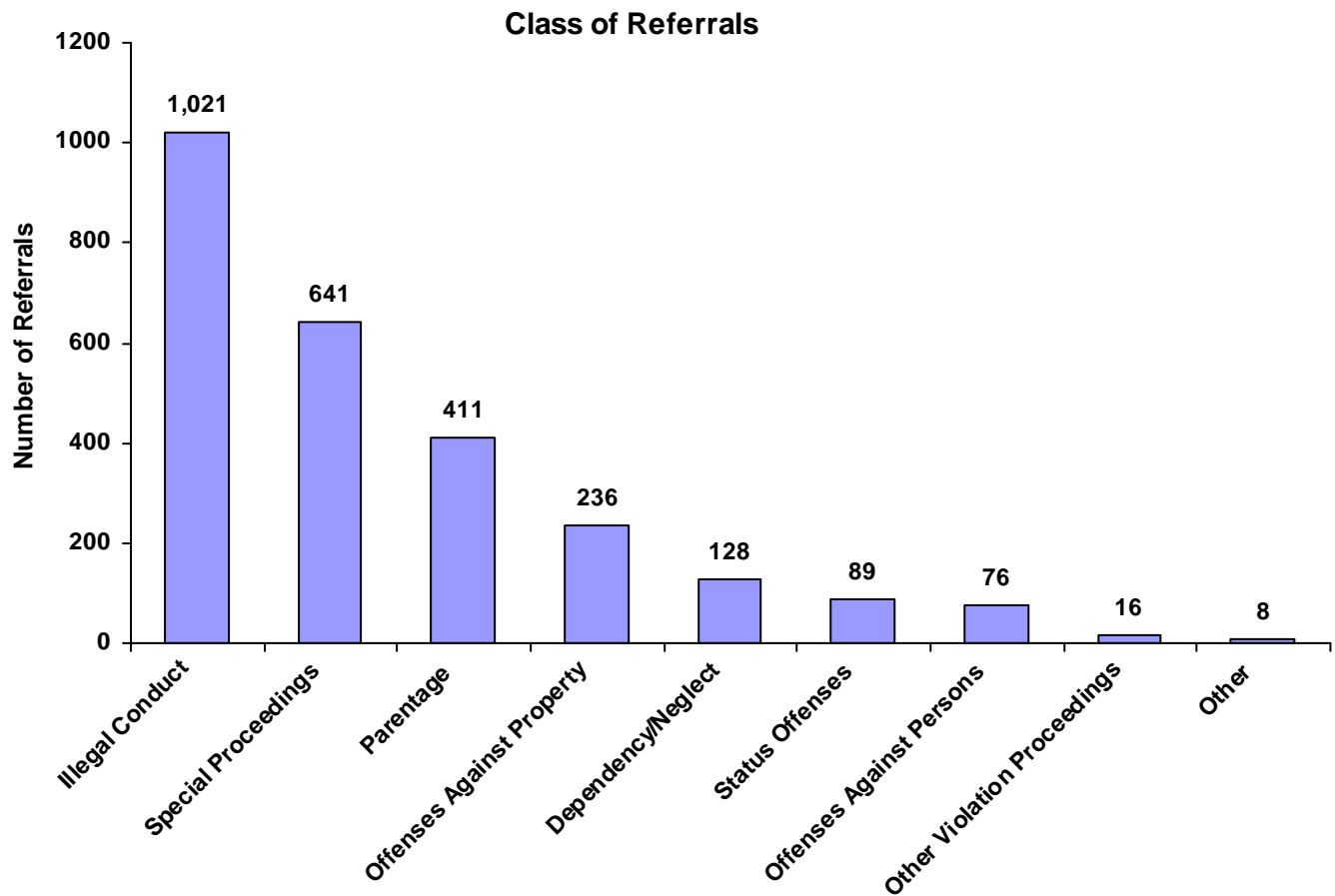
Children Enrolled in Special Education

	Children	% of All Children
Enrolled	23	1.41%
Not Enrolled	1,510	92.36%
Unknown	102	6.24%
	1,635	

**TENNESSEE COUNCIL OF JUVENILE AND FAMILY COURT JUDGES
2008 JOHNSON CITY JUVENILE COURT STATISTICAL DATA**

Class of Referrals by Race and Sex for CY 2008

	White Male	African American Male	Other Race Male	White Female	African American Female	Other Race Female	Unknown Race or Sex	Total	% of Total Referrals
Offenses Against Persons	43	10	3	14	6	0	0	76	2.89%
Offenses Against Property	125	17	3	86	3	2	0	236	8.99%
Illegal Conduct	499	60	25	359	39	34	5	1,021	38.88%
Status Offenses	42	3	4	34	3	3	0	89	3.39%
Dependency/Neglect	51	5	4	52	6	10	0	128	4.87%
Other Violation Proceedings	6	0	0	9	1	0	0	16	0.61%
Parentage	138	24	26	126	29	22	46	411	15.65%
Special Proceedings	293	41	19	238	29	18	3	641	24.41%
Other	4	3	0	1	0	0	0	8	0.30%
Totals	1,201	163	84	919	116	89	54	2,626	



**TENNESSEE COUNCIL OF JUVENILE AND FAMILY COURT JUDGES
2008 JOHNSON CITY JUVENILE COURT STATISTICAL DATA**

Referrals by Class and Type Of Offense by Race and Sex for CY 2008

	White Male	African American Male	Other Race Male	White Female	African American Female	Other Race Female	Unknown Race or Sex	Total
<u>Offenses Against Persons</u>								
Assault	31	3	3	13	5	0	0	55
Reckless Endangerment	5	3	0	0	0	0	0	8
Aggravated Sexual Battery	1	2	0	0	0	0	0	3
Robbery	2	1	0	0	0	0	0	3
Aggravated Assault	0	1	0	0	1	0	0	2
1st Degree Murder	1	0	0	0	0	0	0	1
2nd Degree Murder	1	0	0	0	0	0	0	1
Rape of a Child	0	0	0	1	0	0	0	1
Esp. Aggravated Kidnapping	1	0	0	0	0	0	0	1
Aggravated Robbery	1	0	0	0	0	0	0	1
Criminal Homicide	0	0	0	0	0	0	0	0
Aggravated Rape	0	0	0	0	0	0	0	0
Aggravated Vehicular Homicide	0	0	0	0	0	0	0	0
Esp. Aggravated Robbery	0	0	0	0	0	0	0	0
Aggravated Kidnapping	0	0	0	0	0	0	0	0
Aggravated Child Abuse / Neglect	0	0	0	0	0	0	0	0
Rape	0	0	0	0	0	0	0	0
Voluntary Manslaughter	0	0	0	0	0	0	0	0
Vehicular Homicide	0	0	0	0	0	0	0	0
Sexual Abuse of a Child	0	0	0	0	0	0	0	0
Other Sexual Offenses	0	0	0	0	0	0	0	0
Criminally Negligent Homicide	0	0	0	0	0	0	0	0
Attempted Crime Against a Person	0	0	0	0	0	0	0	0
Totals	43	10	3	14	6	0	0	76
<u>Offenses Against Property</u>								
Theft of Property	76	7	2	83	2	2	0	172
Illegal Poss/Use of Credit/Debit Cards	16	2	0	1	0	0	0	19
Vandalism	9	5	0	2	1	0	0	17
Burglary	13	0	0	0	0	0	0	13
Forgery	9	1	0	0	0	0	0	10
Aggravated Burglary	2	0	1	0	0	0	0	3
Aggravated Arson	0	1	0	0	0	0	0	1
Arson	0	1	0	0	0	0	0	1
Worthless Checks	0	0	0	0	0	0	0	0
Unauthorized Use of a Vehicle	0	0	0	0	0	0	0	0
Cruelty to Animals	0	0	0	0	0	0	0	0
Totals	125	17	3	86	3	2	0	236

**TENNESSEE COUNCIL OF JUVENILE AND FAMILY COURT JUDGES
2008 JOHNSON CITY JUVENILE COURT STATISTICAL DATA**

Referrals by Class and Type Of Offense by Race and Sex for CY 2008

	White Male	African American Male	Other Race Male	White Female	African American Female	Other Race Female	Unknown Race or Sex	Total
<u>Illegal Conduct</u>								
Traffic	334	31	16	295	6	18	0	700
Violation of Probation	62	4	0	22	9	8	0	105
Contempt of Court	11	4	7	15	8	6	5	56
Possession/Consumption of Alcohol	20	5	0	7	3	1	0	36
Other Drug Offenses	9	3	0	4	4	1	0	21
Possession of Controlled Substances	15	1	0	2	3	0	0	21
Disorderly Conduct	8	1	0	4	4	0	0	17
Criminal Impersonation	7	1	0	4	0	0	0	12
Evading Arrest	5	2	0	0	0	0	0	7
Criminal Trespass	5	1	1	0	0	0	0	7
Violation of Aftercare	6	1	0	0	0	0	0	7
Sale of Controlled Substances	2	2	0	0	2	0	0	6
Resist Stop/Frisk/Halt/Arrest/Search	2	1	0	2	0	0	0	5
Public Intoxication	4	0	0	1	0	0	0	5
Unlawful Carrying / Poss of a Weapon	3	0	0	1	0	0	0	4
Driving Under Influence (DUI)	2	0	0	1	0	0	0	3
Local Ordinances	1	2	0	0	0	0	0	3
Escape	0	0	1	1	0	0	0	2
Carrying Weapons on School Property	1	0	0	0	0	0	0	1
Aggravated Criminal Trespass	1	0	0	0	0	0	0	1
Harassment	1	0	0	0	0	0	0	1
Filing a False Police Report	0	1	0	0	0	0	0	1
Criminal Attempt	0	0	0	0	0	0	0	0
Failure to Appear	0	0	0	0	0	0	0	0
Gambling	0	0	0	0	0	0	0	0
Violation of Wildlife Regulations	0	0	0	0	0	0	0	0
Totals	499	60	25	359	39	34	5	1,021
<u>Status Offenses</u>								
Truancy	29	2	2	27	2	2	0	64
Unruly Behavior	6	0	0	5	1	0	0	12
In-State Runaway	2	1	1	0	0	1	0	5
Violation of a Valid Court Order	2	0	1	1	0	0	0	4
Possession of Tobacco Products	2	0	0	1	0	0	0	3
Violation of Curfew	1	0	0	0	0	0	0	1
Out-of-State Runaway	0	0	0	0	0	0	0	0
Totals	42	3	4	34	3	3	0	89
<u>Dependency/Neglect</u>								
Dependency / Neglect	47	4	4	43	5	9	0	112
Termination of Parental Rights	4	1	0	9	1	1	0	16
Sexually Abused Child	0	0	0	0	0	0	0	0
Physically Abused Child	0	0	0	0	0	0	0	0
Totals	51	5	4	52	6	10	0	128

**TENNESSEE COUNCIL OF JUVENILE AND FAMILY COURT JUDGES
2008 JOHNSON CITY JUVENILE COURT STATISTICAL DATA**

Referrals by Class and Type Of Offense by Race and Sex for CY 2008

	White Male	African American Male	Other Race Male	White Female	African American Female	Other Race Female	Unknown Race or Sex	Total
<u>Other Violation Proceedings</u>								
Violation of Pretrial Diversion	5	0	0	8	1	0	0	14
Violation of Informal Adjustment	1	0	0	1	0	0	0	2
Totals	6	0	0	9	1	0	0	16
<u>Parentage</u>								
Child Support	72	11	16	71	19	13	40	242
Paternity / Legitimation	25	6	7	29	3	5	6	81
Custody	34	5	3	23	6	3	0	74
Visitation	7	2	0	3	1	1	0	14
Totals	138	24	26	126	29	22	46	411
<u>Special Proceedings</u>								
Judicial Review	195	38	19	145	24	18	3	442
Request for Medical Treatment	86	1	0	79	4	0	0	170
Foster Care Review	12	2	0	13	1	0	0	28
Consent to Marry	0	0	0	1	0	0	0	1
Administrative Review	0	0	0	0	0	0	0	0
Totals	293	41	19	238	29	18	3	641
<u>Other</u>								
Other	4	3	0	1	0	0	0	8
Totals	4	3	0	1	0	0	0	8
All Referral Totals	1,201	163	84	919	116	89	54	2,626

**TENNESSEE COUNCIL OF JUVENILE AND FAMILY COURT JUDGES
2008 JOHNSON CITY JUVENILE COURT STATISTICAL DATA**

Referral Reasons by Type of Offense, Race and Sex for CY 2008

	White Male	African American Male	Other Race Male	White Female	African American Female	Other Race Female	Unknown Race or Sex	Total
Delinquent								
Traffic	334	31	16	295	6	18	0	700
Theft of Property	76	7	2	83	2	2	0	172
Violation of Probation	62	4	0	22	9	8	0	105
Contempt of Court	11	4	7	15	8	6	5	56
Assault	31	3	3	13	5	0	0	55
Possession/Consumption of Alcohol	20	5	0	7	3	1	0	36
Other Drug Offenses	9	3	0	4	4	1	0	21
Possession of Controlled Substances	15	1	0	2	3	0	0	21
Illegal Poss/Use of Credit/Debit Cards	16	2	0	1	0	0	0	19
Vandalism	9	5	0	2	1	0	0	17
Disorderly Conduct	8	1	0	4	4	0	0	17
Burglary	13	0	0	0	0	0	0	13
Criminal Impersonation	7	1	0	4	0	0	0	12
Forgery	9	1	0	0	0	0	0	10
Reckless Endangerment	5	3	0	0	0	0	0	8
Evading Arrest	5	2	0	0	0	0	0	7
Criminal Trespass	5	1	1	0	0	0	0	7
Violation of Aftercare	6	1	0	0	0	0	0	7
Sale of Controlled Substances	2	2	0	0	2	0	0	6
Resist Stop/Frisk/Halt/Arrest/Search	2	1	0	2	0	0	0	5
Public Intoxication	4	0	0	1	0	0	0	5
Unlawful Carrying / Poss of a Weapon	3	0	0	1	0	0	0	4
Aggravated Sexual Battery	1	2	0	0	0	0	0	3
Robbery	2	1	0	0	0	0	0	3
Aggravated Burglary	2	0	1	0	0	0	0	3
Driving Under Influence (DUI)	2	0	0	1	0	0	0	3
Local Ordinances	1	2	0	0	0	0	0	3
Aggravated Assault	0	1	0	0	1	0	0	2
Escape	0	0	1	1	0	0	0	2
1st Degree Murder	1	0	0	0	0	0	0	1
2nd Degree Murder	1	0	0	0	0	0	0	1
Rape of a Child	0	0	0	1	0	0	0	1
Esp. Aggravated Kidnapping	1	0	0	0	0	0	0	1
Aggravated Robbery	1	0	0	0	0	0	0	1
Aggravated Arson	0	1	0	0	0	0	0	1
Arson	0	1	0	0	0	0	0	1
Carrying Weapons on School Property	1	0	0	0	0	0	0	1
Aggravated Criminal Trespass	1	0	0	0	0	0	0	1
Harassment	1	0	0	0	0	0	0	1
Filing a False Police Report	0	1	0	0	0	0	0	1
Criminal Homicide	0	0	0	0	0	0	0	0
Aggravated Rape	0	0	0	0	0	0	0	0
Aggravated Vehicular Homicide	0	0	0	0	0	0	0	0
Esp. Aggravated Robbery	0	0	0	0	0	0	0	0
Aggravated Kidnapping	0	0	0	0	0	0	0	0
Aggravated Child Abuse / Neglect	0	0	0	0	0	0	0	0
Rape	0	0	0	0	0	0	0	0
Voluntary Manslaughter	0	0	0	0	0	0	0	0
Vehicular Homicide	0	0	0	0	0	0	0	0
Sexual Abuse of a Child	0	0	0	0	0	0	0	0
Other Sexual Offenses	0	0	0	0	0	0	0	0
Criminally Negligent Homicide	0	0	0	0	0	0	0	0

**TENNESSEE COUNCIL OF JUVENILE AND FAMILY COURT JUDGES
2008 JOHNSON CITY JUVENILE COURT STATISTICAL DATA**

Referral Reasons by Type of Offense, Race and Sex for CY 2008

	White Male	African American Male	Other Race Male	White Female	African American Female	Other Race Female	Unknown Race or Sex	Total
<u>Delinquent</u>								
Attempted Crime Against a Person	0	0	0	0	0	0	0	0
Worthless Checks	0	0	0	0	0	0	0	0
Unauthorized Use of a Vehicle	0	0	0	0	0	0	0	0
Cruelty to Animals	0	0	0	0	0	0	0	0
Criminal Attempt	0	0	0	0	0	0	0	0
Failure to Appear	0	0	0	0	0	0	0	0
Gambling	0	0	0	0	0	0	0	0
Violation of Wildlife Regulations	0	0	0	0	0	0	0	0
Totals	667	87	31	459	48	36	5	1,333
<u>Status</u>								
Truancy	29	2	2	27	2	2	0	64
Unruly Behavior	6	0	0	5	1	0	0	12
In-State Runaway	2	1	1	0	0	1	0	5
Violation of a Valid Court Order	2	0	1	1	0	0	0	4
Possession of Tobacco Products	2	0	0	1	0	0	0	3
Violation of Curfew	1	0	0	0	0	0	0	1
Out-of-State Runaway	0	0	0	0	0	0	0	0
Totals	42	3	4	34	3	3	0	89
<u>Dependency and Neglect</u>								
Dependency / Neglect	47	4	4	43	5	9	0	112
Termination of Parental Rights	4	1	0	9	1	1	0	16
Sexually Abused Child	0	0	0	0	0	0	0	0
Physically Abused Child	0	0	0	0	0	0	0	0
Totals	51	5	4	52	6	10	0	128
<u>Other Violations</u>								
Violation of Pretrial Diversion	5	0	0	8	1	0	0	14
Violation of Informal Adjustment	1	0	0	1	0	0	0	2
Totals	6	0	0	9	1	0	0	16
<u>Special Proceedings</u>								
Judicial Review	195	38	19	145	24	18	3	442
Child Support	72	11	16	71	19	13	40	242
Request for Medical Treatment	86	1	0	79	4	0	0	170
Paternity / Legitimation	25	6	7	29	3	5	6	81
Custody	34	5	3	23	6	3	0	74
Foster Care Review	12	2	0	13	1	0	0	28
Visitation	7	2	0	3	1	1	0	14
Consent to Marry	0	0	0	1	0	0	0	1
Administrative Review	0	0	0	0	0	0	0	0
Totals	431	65	45	364	58	40	49	1,052
<u>Other</u>								
Other	4	3	0	1	0	0	0	8
Totals	4	3	0	1	0	0	0	8
All Referral Totals	1,201	163	84	919	116	89	54	2,626

**TENNESSEE COUNCIL OF JUVENILE AND FAMILY COURT JUDGES
2008 JOHNSON CITY JUVENILE COURT STATISTICAL DATA**

Top 4 Referral Reasons by Race and Sex for CY 2008

Sex	Race	Referral Reason	Total
Male			
	White	1. Traffic	334
		2. Judicial Review	195
		3. Request for Medical Treatment	86
		4. Theft of Property	76
	African American	1. Judicial Review	38
		2. Traffic	31
		3. Child Support	11
		4. Theft of Property	7
	Other Race	1. Judicial Review	19
		2. Traffic	16
		3. Child Support	16
		4. Contempt of Court	7
Female			
	White	1. Traffic	295
		2. Judicial Review	145
		3. Theft of Property	83
		4. Request for Medical Treatment	79
	African American	1. Judicial Review	24
		2. Child Support	19
		3. Violation of Probation	9
		4. Contempt of Court	8
	Other Race	1. Traffic	18
		2. Judicial Review	18
		3. Child Support	13
		4. Dependency / Neglect	9
Unknown			
	Unknown	1. Child Support	40
		2. Paternity / Legitimation	6
		3. Contempt of Court	5
		4. Judicial Review	3

**TENNESSEE COUNCIL OF JUVENILE AND FAMILY COURT JUDGES
2008 JOHNSON CITY JUVENILE COURT STATISTICAL DATA**

Top 4 Referral Reasons by Race and Sex and by Type of Offense for CY 2008

Sex	Race	Referral Type	Referral Reason	Total		
Male	White	Delinquent	1. Traffic	334		
			2. Theft of Property	76		
			3. Violation of Probation	62		
			4. Assault	31		
		Status	1. Truancy	29		
			2. Unruly Behavior	6		
			3. Violation of a Valid Court Order	2		
			4. In-State Runaway	2		
		Dependency and Neglect	1. Dependency / Neglect	47		
			2. Termination of Parental Rights	4		
		Other Violations	1. Violation of Pretrial Diversion	5		
			2. Violation of Informal Adjustment	1		
		Special Proceedings	1. Judicial Review	195		
			2. Request for Medical Treatment	86		
			3. Child Support	72		
			4. Custody	34		
		Other	1. Other	4		
		Male	African American	Delinquent	1. Traffic	31
					2. Theft of Property	7
3. Possession/Consumption of Alcohol	5					
4. Vandalism	5					
Status	1. Truancy			2		
	2. In-State Runaway			1		
Dependency and Neglect	1. Dependency / Neglect			4		
	2. Termination of Parental Rights			1		
Special Proceedings	1. Judicial Review			38		
	2. Child Support			11		
	3. Paternity / Legitimation			6		
	4. Custody			5		
Other	1. Other			3		
Male	Other Race			Delinquent	1. Traffic	16
					2. Contempt of Court	7
					3. Assault	3
					4. Theft of Property	2
				Status	1. Truancy	2
					2. In-State Runaway	1
		3. Violation of a Valid Court Order	1			
		Dependency and Neglect	1. Dependency / Neglect	4		
		Special Proceedings	1. Judicial Review	19		
			2. Child Support	16		
			3. Paternity / Legitimation	7		
			4. Custody	3		

**TENNESSEE COUNCIL OF JUVENILE AND FAMILY COURT JUDGES
2008 JOHNSON CITY JUVENILE COURT STATISTICAL DATA**

Top 4 Referral Reasons by Race and Sex and by Type of Offense for CY 2008

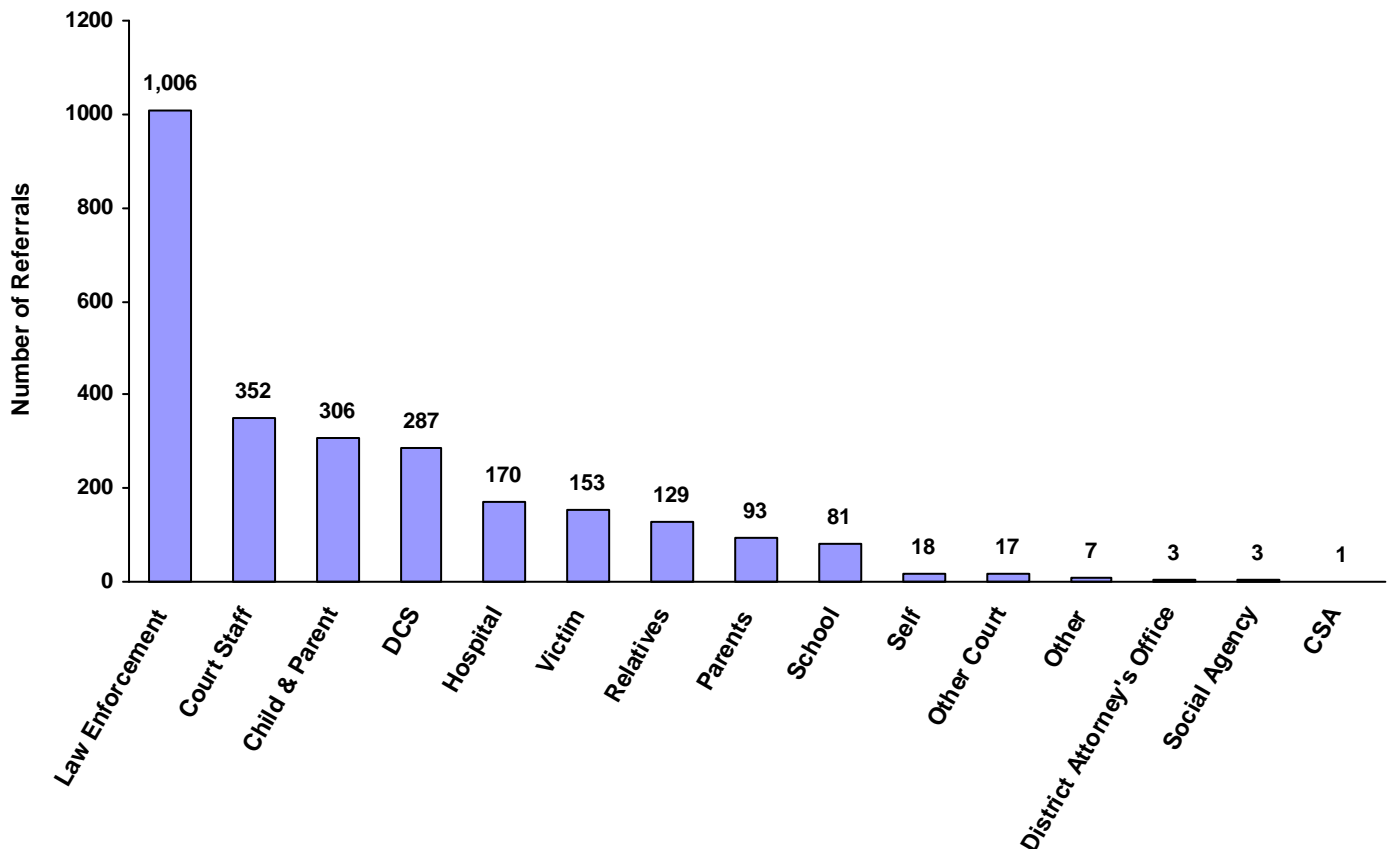
Sex	Race	Referral Type	Referral Reason	Total		
Female	White	Delinquent	1. Traffic	295		
			2. Theft of Property	83		
			3. Violation of Probation	22		
			4. Contempt of Court	15		
		Status	1. Truancy	27		
			2. Unruly Behavior	5		
			3. Violation of a Valid Court Order	1		
			4. Possession of Tobacco Products	1		
		Dependency and Neglect	1. Dependency / Neglect	43		
			2. Termination of Parental Rights	9		
		Other Violations	1. Violation of Pretrial Diversion	8		
			2. Violation of Informal Adjustment	1		
		Special Proceedings	1. Judicial Review	145		
			2. Request for Medical Treatment	79		
			3. Child Support	71		
			4. Paternity / Legitimation	29		
		Other	1. Other	1		
		Female	African American	Delinquent	1. Violation of Probation	9
					2. Contempt of Court	8
3. Traffic	6					
4. Assault	5					
Status	1. Truancy			2		
	2. Unruly Behavior			1		
Dependency and Neglect	1. Dependency / Neglect			5		
	2. Termination of Parental Rights			1		
Other Violations	1. Violation of Pretrial Diversion			1		
Special Proceedings	1. Judicial Review			24		
	2. Child Support			19		
	3. Custody			6		
	4. Request for Medical Treatment			4		
Female	Other Race			Delinquent	1. Traffic	18
					2. Violation of Probation	8
					3. Contempt of Court	6
					4. Theft of Property	2
				Status	1. Truancy	2
					2. In-State Runaway	1
		Dependency and Neglect	1. Dependency / Neglect	9		
			2. Termination of Parental Rights	1		
		Special Proceedings	1. Judicial Review	18		
			2. Child Support	13		
			3. Paternity / Legitimation	5		
			4. Custody	3		
		Unknown	Unknown	Delinquent	1. Contempt of Court	5
					Special Proceedings	40
				Special Proceedings	2. Paternity / Legitimation	6
					3. Judicial Review	3

**TENNESSEE COUNCIL OF JUVENILE AND FAMILY COURT JUDGES
2008 JOHNSON CITY JUVENILE COURT STATISTICAL DATA**

Source of Referrals by Race and Sex for CY 2008

	White Male	African American Male	Other Race Male	White Female	African American Female	Other Race Female	Unknown Race or Sex	Total	% of Total Referrals
Law Enforcement	532	75	17	335	26	21	0	1,006	38.31%
Parents	36	9	4	30	7	7	0	93	3.54%
Relatives	52	4	4	46	13	8	2	129	4.91%
Self	10	2	0	5	0	1	0	18	0.69%
School	34	4	2	36	3	2	0	81	3.08%
CSA	1	0	0	0	0	0	0	1	0.04%
DCS	121	25	18	89	21	13	0	287	10.93%
Other State Department	0	0	0	0	0	0	0	0	0.00%
District Attorney's Office	1	0	2	0	0	0	0	3	0.11%
Court Staff	178	20	5	114	14	18	3	352	13.40%
Social Agency	1	0	0	2	0	0	0	3	0.11%
Other Court	6	0	3	7	1	0	0	17	0.65%
Victim	59	6	3	80	4	1	0	153	5.83%
Child & Parent	81	17	26	92	23	18	49	306	11.65%
Hospital	86	1	0	79	4	0	0	170	6.47%
Unknown	0	0	0	0	0	0	0	0	0.00%
Other	3	0	0	4	0	0	0	7	0.27%
Totals	1,201	163	84	919	116	89	54	2,626	

Total Source of Referrals



**TENNESSEE COUNCIL OF JUVENILE AND FAMILY COURT JUDGES
2008 JOHNSON CITY JUVENILE COURT STATISTICAL DATA**

Six Most Frequent Referral Reasons by Source, Race and Sex for CY 2008

	White Male	African American Male	Other Race Male	White Female	African American Female	Other Race Female	Unknown Race or Sex	Total
<u>Law Enforcement</u>								
1. Traffic	334	31	16	291	6	18	0	696
2. Assault	26	3	0	10	1	0	0	40
3. Possession / Consumption of Alcohol	20	5	0	7	3	1	0	36
4. Theft of Property	20	2	0	2	0	1	0	25
5. Other Drug Offenses	8	3	0	4	4	1	0	20
6. Possession of Controlled Substances	14	1	0	2	3	0	0	20
<u>Parents</u>								
1. Custody	13	2	2	10	4	1	0	32
2. Paternity / Legitimation	6	2	1	6	1	2	0	18
3. Dependency / Neglect	6	2	0	4	1	1	0	14
4. Visitation	4	2	0	2	0	1	0	9
5. Child Support	3	0	0	2	0	1	0	6
6. Unruly Behavior	3	0	0	3	0	0	0	6
<u>Relatives</u>								
1. Dependency / Neglect	23	1	1	14	3	4	0	46
2. Child Support	11	2	1	12	5	3	2	36
3. Custody	11	1	1	6	1	1	0	21
4. Contempt of Court	2	0	0	3	1	0	0	6
5. Judicial Review	1	0	0	3	1	0	0	5
6. Traffic	0	0	0	4	0	0	0	4
<u>Self</u>								
1. Custody	8	2	0	5	0	1	0	16
2. Other	2	0	0	0	0	0	0	2
3. NO REFERRAL SUBMITTED	0	0	0	0	0	0	0	0
<u>School</u>								
1. Truancy	26	2	2	25	2	2	0	59
2. Dependency / Neglect	7	0	0	11	1	0	0	19
3. Judicial Review	1	2	0	0	0	0	0	3
4. NO REFERRAL SUBMITTED	0	0	0	0	0	0	0	0
<u>Community Service Agencies</u>								
1. Judicial Review	1	0	0	0	0	0	0	1
2. NO REFERRAL SUBMITTED	0	0	0	0	0	0	0	0
<u>Department of Children's Services</u>								
1. Judicial Review	69	22	14	60	15	8	0	188
2. Dependency / Neglect	11	1	3	11	0	4	0	30
3. Foster Care Review	12	0	0	11	1	0	0	24
4. Violation of Probation	14	0	0	2	3	0	0	19
5. Termination of Parental Rights	3	1	0	5	1	0	0	10
6. Violation of Aftercare	6	0	0	0	0	0	0	6

**TENNESSEE COUNCIL OF JUVENILE AND FAMILY COURT JUDGES
2008 JOHNSON CITY JUVENILE COURT STATISTICAL DATA**

Six Most Frequent Referral Reasons by Source, Race and Sex for CY 2008

	White Male	African American Male	Other Race Male	White Female	African American Female	Other Race Female	Unknown Race or Sex	Total
<u>Other State Department</u>								
1. NO REFERRAL SUBMITTED	0	0	0	0	0	0	0	0
<u>District Attorney's Office</u>								
1. Child Support	0	0	1	0	0	0	0	1
2. Contempt of Court	1	0	0	0	0	0	0	1
3. Judicial Review	0	0	1	0	0	0	0	1
4. NO REFERRAL SUBMITTED	0	0	0	0	0	0	0	0
<u>Court Staff</u>								
1. Judicial Review	120	14	4	81	7	10	3	239
2. Violation of Probation	48	4	0	20	6	8	0	86
3. Violation of Pretrial Diversion	4	0	0	8	1	0	0	13
4. Foster Care Review	0	2	0	2	0	0	0	4
5. Truancy	3	0	0	1	0	0	0	4
6. Violation of a Valid Court Order	2	0	0	0	0	0	0	2
<u>Social Agency</u>								
1. Dependency / Neglect	0	0	0	1	0	0	0	1
2. Driving Under Influence (DUI)	0	0	0	1	0	0	0	1
3. Theft of Property	1	0	0	0	0	0	0	1
4. NO REFERRAL SUBMITTED	0	0	0	0	0	0	0	0
<u>Other Court</u>								
1. Theft of Property	0	0	1	3	1	0	0	5
2. Custody	2	0	0	1	0	0	0	3
3. Judicial Review	1	0	0	1	0	0	0	2
4. Aggravated Burglary	0	0	1	0	0	0	0	1
5. Criminal Trespass	0	0	1	0	0	0	0	1
6. Other Drug Offenses	1	0	0	0	0	0	0	1
<u>Victim</u>								
1. Theft of Property	55	4	1	77	1	1	0	139
2. Assault	3	0	2	3	3	0	0	11
3. Other	0	2	0	0	0	0	0	2
4. Violation of Pretrial Diversion	1	0	0	0	0	0	0	1
5. NO REFERRAL SUBMITTED	0	0	0	0	0	0	0	0
<u>Child & Parent</u>								
1. Child Support	56	9	13	57	14	9	38	196
2. Paternity / Legitimation	16	4	6	22	2	3	6	59
3. Contempt of Court	8	4	7	12	7	6	5	49
4. Assault	1	0	0	0	0	0	0	1
5. Criminal Impersonation	0	0	0	1	0	0	0	1

**TENNESSEE COUNCIL OF JUVENILE AND FAMILY COURT JUDGES
2008 JOHNSON CITY JUVENILE COURT STATISTICAL DATA**

Six Most Frequent Referral Reasons by Source, Race and Sex for CY 2008

	White Male	African American Male	Other Race Male	White Female	African American Female	Other Race Female	Unknown Race or Sex	Total
<u>Hospital</u>								
1. Request for Medical Treatment	85	1	0	79	4	0	0	169
2. Esp. Aggravated Kidnapping	1	0	0	0	0	0	0	1
3. NO REFERRAL SUBMITTED	0	0	0	0	0	0	0	0
<u>Unknown</u>								
1. NO REFERRAL SUBMITTED	0	0	0	0	0	0	0	0
<u>Other</u>								
1. Termination of Parental Rights	0	0	0	3	0	0	0	3
2. Visitation	3	0	0	0	0	0	0	3
3. Dependency / Neglect	0	0	0	1	0	0	0	1
4. NO REFERRAL SUBMITTED	0	0	0	0	0	0	0	0

**TENNESSEE COUNCIL OF JUVENILE AND FAMILY COURT JUDGES
2008 JOHNSON CITY JUVENILE COURT STATISTICAL DATA**

Source of Referrals by Type of Offense, Race and Sex for CY 2008

	White Male	African American Male	Other Race Male	White Female	African American Female	Other Race Female	Unknown Race or Sex	Total
<u>Delinquent</u>								
Law Enforcement	523	74	17	332	25	21	0	992
Victim	58	4	3	80	4	1	0	150
Court Staff	48	4	0	20	6	8	0	86
Child & Parent	9	4	7	13	7	6	5	51
DCS	21	0	0	2	3	0	0	26
Relatives	2	0	1	8	2	0	0	13
Other Court	3	0	3	3	1	0	0	10
Social Agency	1	0	0	1	0	0	0	2
District Attorney's Office	1	0	0	0	0	0	0	1
Hospital	1	0	0	0	0	0	0	1
Parents	0	1	0	0	0	0	0	1
CSA	0	0	0	0	0	0	0	0
Other	0	0	0	0	0	0	0	0
Other State Department	0	0	0	0	0	0	0	0
School	0	0	0	0	0	0	0	0
Self	0	0	0	0	0	0	0	0
Unknown	0	0	0	0	0	0	0	0
Totals	667	87	31	459	48	36	5	1,333

<u>Status/Unruly</u>								
School	26	2	2	25	2	2	0	59
Parents	3	0	1	4	0	0	0	8
Law Enforcement	5	0	0	2	0	0	0	7
Court Staff	5	0	0	1	0	0	0	6
DCS	2	1	1	0	0	1	0	5
Other Court	0	0	0	2	0	0	0	2
Relatives	1	0	0	0	1	0	0	2
Child & Parent	0	0	0	0	0	0	0	0
CSA	0	0	0	0	0	0	0	0
District Attorney's Office	0	0	0	0	0	0	0	0
Hospital	0	0	0	0	0	0	0	0
Other	0	0	0	0	0	0	0	0
Other State Department	0	0	0	0	0	0	0	0
Self	0	0	0	0	0	0	0	0
Social Agency	0	0	0	0	0	0	0	0
Unknown	0	0	0	0	0	0	0	0
Victim	0	0	0	0	0	0	0	0
Totals	42	3	4	34	3	3	0	89

**TENNESSEE COUNCIL OF JUVENILE AND FAMILY COURT JUDGES
2008 JOHNSON CITY JUVENILE COURT STATISTICAL DATA**

Source of Referrals by Type of Offense, Race and Sex for CY 2008

	White Male	African American Male	Other Race Male	White Female	African American Female	Other Race Female	Unknown Race or Sex	Total
<u>Dependency and Neglect</u>								
Relatives	23	1	1	15	3	4	0	47
DCS	14	2	3	16	1	4	0	40
School	7	0	0	11	1	0	0	19
Parents	7	2	0	4	1	2	0	16
Other	0	0	0	4	0	0	0	4
Court Staff	0	0	0	1	0	0	0	1
Social Agency	0	0	0	1	0	0	0	1
Child & Parent	0	0	0	0	0	0	0	0
CSA	0	0	0	0	0	0	0	0
District Attorney's Office	0	0	0	0	0	0	0	0
Hospital	0	0	0	0	0	0	0	0
Law Enforcement	0	0	0	0	0	0	0	0
Other Court	0	0	0	0	0	0	0	0
Other State Department	0	0	0	0	0	0	0	0
Self	0	0	0	0	0	0	0	0
Unknown	0	0	0	0	0	0	0	0
Victim	0	0	0	0	0	0	0	0
Totals	51	5	4	52	6	10	0	128

<u>Other Violations</u>								
Court Staff	5	0	0	9	1	0	0	15
Victim	1	0	0	0	0	0	0	1
Child & Parent	0	0	0	0	0	0	0	0
CSA	0	0	0	0	0	0	0	0
DCS	0	0	0	0	0	0	0	0
District Attorney's Office	0	0	0	0	0	0	0	0
Hospital	0	0	0	0	0	0	0	0
Law Enforcement	0	0	0	0	0	0	0	0
Other	0	0	0	0	0	0	0	0
Other Court	0	0	0	0	0	0	0	0
Other State Department	0	0	0	0	0	0	0	0
Parents	0	0	0	0	0	0	0	0
Relatives	0	0	0	0	0	0	0	0
School	0	0	0	0	0	0	0	0
Self	0	0	0	0	0	0	0	0
Social Agency	0	0	0	0	0	0	0	0
Unknown	0	0	0	0	0	0	0	0
Totals	6	0	0	9	1	0	0	16

**TENNESSEE COUNCIL OF JUVENILE AND FAMILY COURT JUDGES
2008 JOHNSON CITY JUVENILE COURT STATISTICAL DATA**

Source of Referrals by Type of Offense, Race and Sex for CY 2008

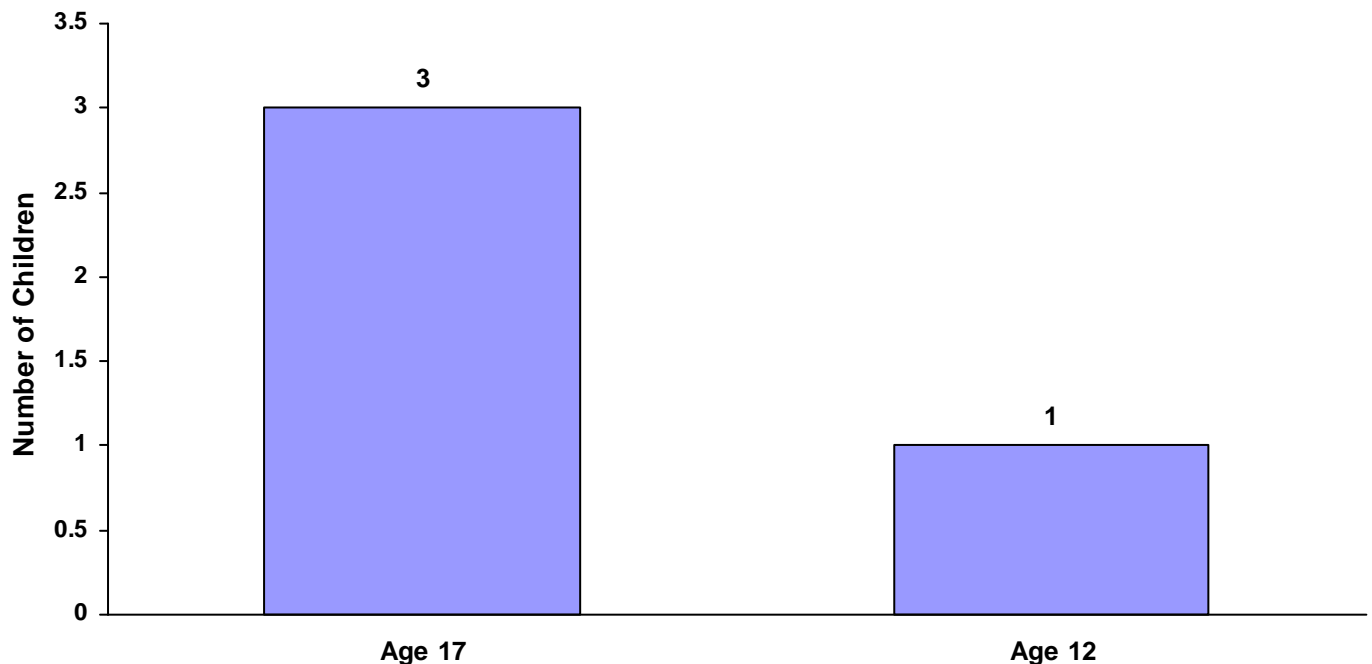
	White Male	African American Male	Other Race Male	White Female	African American Female	Other Race Female	Unknown Race or Sex	Total
<u>Special Proceedings</u>								
Child & Parent	72	13	19	79	16	12	44	255
Court Staff	120	16	5	83	7	10	3	244
DCS	84	22	14	71	17	8	0	216
Hospital	85	1	0	79	4	0	0	169
Parents	26	6	3	21	6	5	0	67
Relatives	26	3	2	23	7	4	2	67
Self	8	2	0	5	0	1	0	16
Other Court	3	0	0	2	0	0	0	5
Law Enforcement	2	0	0	1	1	0	0	4
Other	3	0	0	0	0	0	0	3
School	1	2	0	0	0	0	0	3
District Attorney's Office	0	0	2	0	0	0	0	2
CSA	1	0	0	0	0	0	0	1
Other State Department	0	0	0	0	0	0	0	0
Social Agency	0	0	0	0	0	0	0	0
Unknown	0	0	0	0	0	0	0	0
Victim	0	0	0	0	0	0	0	0
Totals	431	65	45	364	58	40	49	1,052
<u>Other</u>								
Law Enforcement	2	1	0	0	0	0	0	3
Self	2	0	0	0	0	0	0	2
Victim	0	2	0	0	0	0	0	2
Parents	0	0	0	1	0	0	0	1
Child & Parent	0	0	0	0	0	0	0	0
Court Staff	0	0	0	0	0	0	0	0
CSA	0	0	0	0	0	0	0	0
DCS	0	0	0	0	0	0	0	0
District Attorney's Office	0	0	0	0	0	0	0	0
Hospital	0	0	0	0	0	0	0	0
Other	0	0	0	0	0	0	0	0
Other Court	0	0	0	0	0	0	0	0
Other State Department	0	0	0	0	0	0	0	0
Relatives	0	0	0	0	0	0	0	0
School	0	0	0	0	0	0	0	0
Social Agency	0	0	0	0	0	0	0	0
Unknown	0	0	0	0	0	0	0	0
Totals	4	3	0	1	0	0	0	8
All Referral Source Totals	1,201	163	84	919	116	89	54	2,626

**TENNESSEE COUNCIL OF JUVENILE AND FAMILY COURT JUDGES
2008 JOHNSON CITY JUVENILE COURT STATISTICAL DATA**

**Children Referred for Unlawful Carrying/Possession of a Weapon for CY 2008
Total Children = 1,635**

	White Male	African American Male	Other Race Male	White Female	African American Female	Other Race Female	Unknown Race or Sex	Total	% of All Children Referred
Age Under 1	0	0	0	0	0	0	0	0	0.00%
Age 1	0	0	0	0	0	0	0	0	0.00%
Age 2	0	0	0	0	0	0	0	0	0.00%
Age 3	0	0	0	0	0	0	0	0	0.00%
Age 4	0	0	0	0	0	0	0	0	0.00%
Age 5	0	0	0	0	0	0	0	0	0.00%
Age 6	0	0	0	0	0	0	0	0	0.00%
Age 7	0	0	0	0	0	0	0	0	0.00%
Age 8	0	0	0	0	0	0	0	0	0.00%
Age 9	0	0	0	0	0	0	0	0	0.00%
Age 10	0	0	0	0	0	0	0	0	0.00%
Age 11	0	0	0	0	0	0	0	0	0.00%
Age 12	0	0	0	1	0	0	0	1	0.06%
Age 13	0	0	0	0	0	0	0	0	0.00%
Age 14	0	0	0	0	0	0	0	0	0.00%
Age 15	0	0	0	0	0	0	0	0	0.00%
Age 16	0	0	0	0	0	0	0	0	0.00%
Age 17	3	0	0	0	0	0	0	3	0.18%
Age 18	0	0	0	0	0	0	0	0	0.00%
Age 19 and Over	0	0	0	0	0	0	0	0	0.00%
Totals	3	0	0	1	0	0	0	4	

Total Children Referred for Unlawfully Carrying/Possessing Weapons



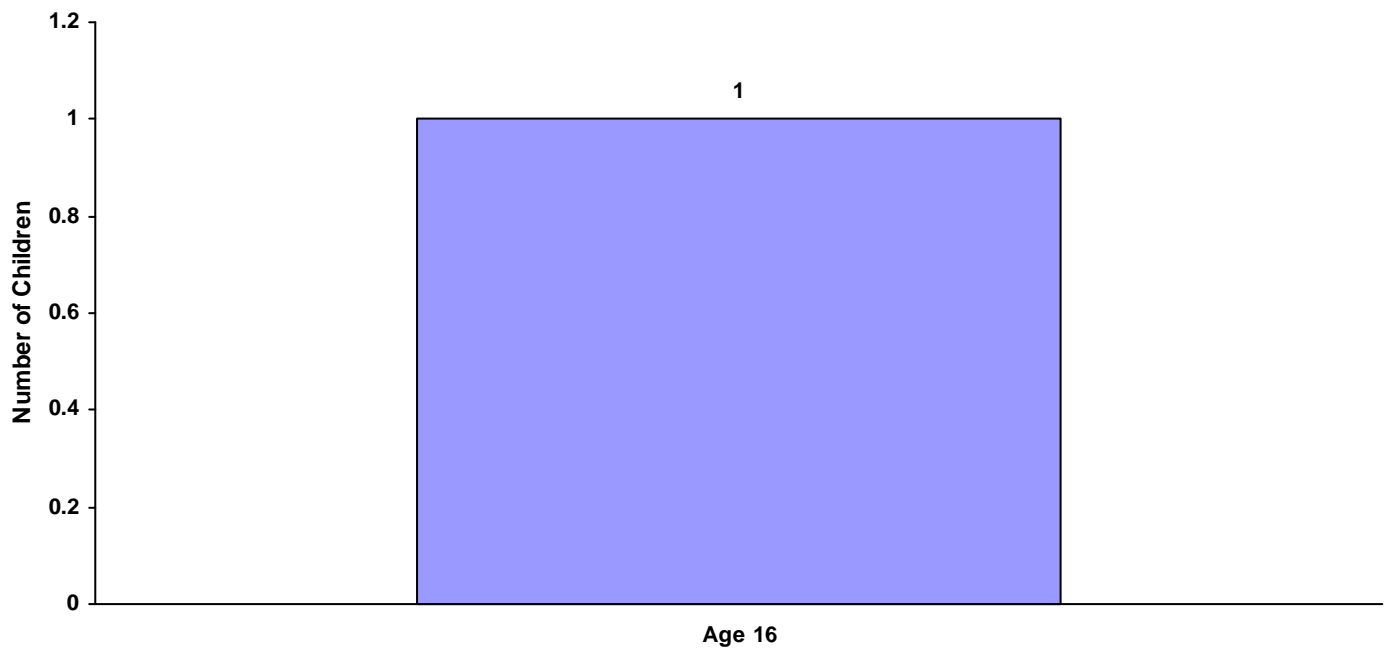
**TENNESSEE COUNCIL OF JUVENILE AND FAMILY COURT JUDGES
2008 JOHNSON CITY JUVENILE COURT STATISTICAL DATA**

Children Referred for Carrying Weapons on School Property for CY 2008

Total Children = 1,635

	White Male	African American Male	Other Race Male	White Female	African American Female	Other Race Female	Unknown Race or Sex	Total	% of Children Referred
Age Under 1	0	0	0	0	0	0	0	0	0.00%
Age 1	0	0	0	0	0	0	0	0	0.00%
Age 2	0	0	0	0	0	0	0	0	0.00%
Age 3	0	0	0	0	0	0	0	0	0.00%
Age 4	0	0	0	0	0	0	0	0	0.00%
Age 5	0	0	0	0	0	0	0	0	0.00%
Age 6	0	0	0	0	0	0	0	0	0.00%
Age 7	0	0	0	0	0	0	0	0	0.00%
Age 8	0	0	0	0	0	0	0	0	0.00%
Age 9	0	0	0	0	0	0	0	0	0.00%
Age 10	0	0	0	0	0	0	0	0	0.00%
Age 11	0	0	0	0	0	0	0	0	0.00%
Age 12	0	0	0	0	0	0	0	0	0.00%
Age 13	0	0	0	0	0	0	0	0	0.00%
Age 14	0	0	0	0	0	0	0	0	0.00%
Age 15	0	0	0	0	0	0	0	0	0.00%
Age 16	1	0	0	0	0	0	0	1	0.06%
Age 17	0	0	0	0	0	0	0	0	0.00%
Age 18	0	0	0	0	0	0	0	0	0.00%
Age 19 and Over	0	0	0	0	0	0	0	0	0.00%
Totals	1	0	0	0	0	0	0	1	

Total Children Referred for Carrying Weapons on School Property

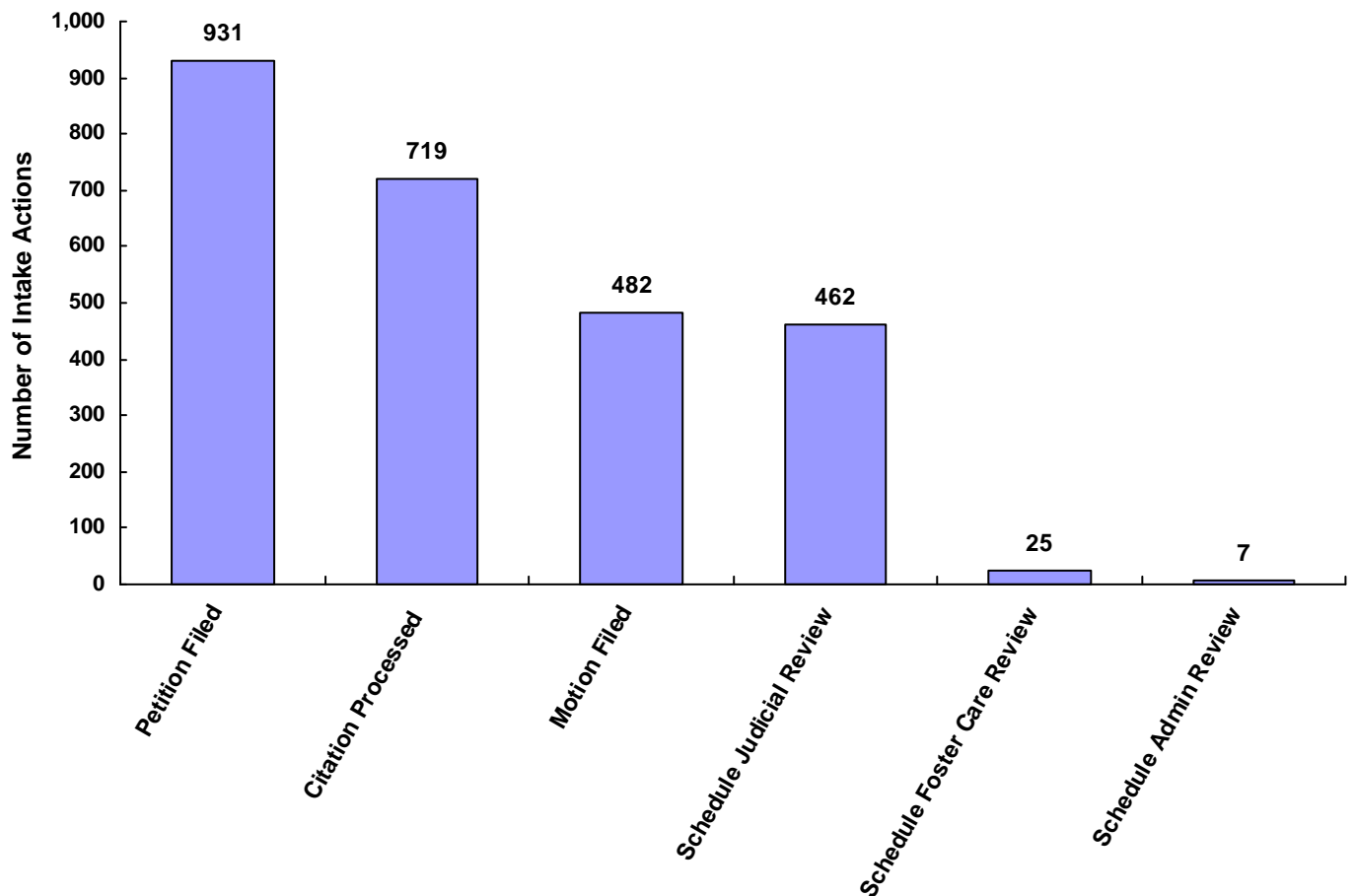


**TENNESSEE COUNCIL OF JUVENILE AND FAMILY COURT JUDGES
2008 JOHNSON CITY JUVENILE COURT STATISTICAL DATA**

Intake Actions at Referral by Race and Sex for CY 2008

	White Male	African American Male	Other Race Male	White Female	African American Female	Other Race Female	Unknown Race or Sex	Total	% of Total Referrals
Petition Filed	460	78	24	289	51	29	0	931	35.45%
Motion Filed	167	17	27	171	30	19	51	482	18.35%
Citation Processed	352	26	16	300	7	18	0	719	27.38%
Paternity Processed Notice	0	0	0	0	0	0	0	0	0.00%
Schedule Judicial Review	206	40	17	146	27	23	3	462	17.59%
Schedule Admin Review	3	2	0	2	0	0	0	7	0.27%
Schedule Foster Care Review	13	0	0	11	1	0	0	25	0.95%
Unknown	0	0	0	0	0	0	0	0	0.00%
Does Not Apply	0	0	0	0	0	0	0	0	0.00%
Other	0	0	0	0	0	0	0	0	0.00%
Totals	1,201	163	84	919	116	89	54	2,626	

Total Intake Actions at Referral



**TENNESSEE COUNCIL OF JUVENILE AND FAMILY COURT JUDGES
2008 JOHNSON CITY JUVENILE COURT STATISTICAL DATA**

Intake Actions of Referrals by Class of Offense, Race and Sex for CY 2008

	White Male	African American Male	Other Race Male	White Female	African American Female	Other Race Female	Unknown Race or Sex	Total
<u>Offenses Against Persons</u>								
Petition Filed	42	10	3	13	6	0	0	74
Motion Filed	1	0	0	0	0	0	0	1
Citation Processed	0	0	0	1	0	0	0	1
Notification of Paternity Processed	0	0	0	0	0	0	0	0
Scheduling of Judicial Review	0	0	0	0	0	0	0	0
Scheduling of Administrative Review	0	0	0	0	0	0	0	0
Scheduling of Foster Care Review	0	0	0	0	0	0	0	0
Unknown	0	0	0	0	0	0	0	0
Does Not Apply	0	0	0	0	0	0	0	0
Other	0	0	0	0	0	0	0	0
Totals	43	10	3	14	6	0	0	76

<u>Offenses Against Property</u>								
Petition Filed	122	17	3	85	3	2	0	232
Citation Processed	3	0	0	0	0	0	0	3
Motion Filed	0	0	0	1	0	0	0	1
Notification of Paternity Processed	0	0	0	0	0	0	0	0
Scheduling of Judicial Review	0	0	0	0	0	0	0	0
Scheduling of Administrative Review	0	0	0	0	0	0	0	0
Scheduling of Foster Care Review	0	0	0	0	0	0	0	0
Unknown	0	0	0	0	0	0	0	0
Does Not Apply	0	0	0	0	0	0	0	0
Other	0	0	0	0	0	0	0	0
Totals	125	17	3	86	3	2	0	236

<u>Illegal Conduct</u>								
Citation Processed	327	25	16	287	6	18	0	679
Petition Filed	144	30	2	51	23	5	0	255
Motion Filed	12	3	7	17	8	6	5	58
Scheduling of Judicial Review	16	2	0	4	2	5	0	29
Notification of Paternity Processed	0	0	0	0	0	0	0	0
Scheduling of Administrative Review	0	0	0	0	0	0	0	0
Scheduling of Foster Care Review	0	0	0	0	0	0	0	0
Unknown	0	0	0	0	0	0	0	0
Does Not Apply	0	0	0	0	0	0	0	0
Other	0	0	0	0	0	0	0	0
Totals	499	60	25	359	39	34	5	1,021

**TENNESSEE COUNCIL OF JUVENILE AND FAMILY COURT JUDGES
2008 JOHNSON CITY JUVENILE COURT STATISTICAL DATA**

Intake Actions of Referrals by Class of Offense, Race and Sex for CY 2008

	White Male	African American Male	Other Race Male	White Female	African American Female	Other Race Female	Unknown Race or Sex	Total
<u>Status Offenses</u>								
Petition Filed	42	3	4	34	3	3	0	89
Motion Filed	0	0	0	0	0	0	0	0
Citation Processed	0	0	0	0	0	0	0	0
Notification of Paternity Processed	0	0	0	0	0	0	0	0
Scheduling of Judicial Review	0	0	0	0	0	0	0	0
Scheduling of Administrative Review	0	0	0	0	0	0	0	0
Scheduling of Foster Care Review	0	0	0	0	0	0	0	0
Unknown	0	0	0	0	0	0	0	0
Does Not Apply	0	0	0	0	0	0	0	0
Other	0	0	0	0	0	0	0	0
Totals	42	3	4	34	3	3	0	89

<u>Dependency/Neglect</u>								
Petition Filed	50	5	4	51	6	10	0	126
Scheduling of Judicial Review	0	0	0	1	0	0	0	1
Scheduling of Foster Care Review	1	0	0	0	0	0	0	1
Motion Filed	0	0	0	0	0	0	0	0
Citation Processed	0	0	0	0	0	0	0	0
Notification of Paternity Processed	0	0	0	0	0	0	0	0
Scheduling of Administrative Review	0	0	0	0	0	0	0	0
Unknown	0	0	0	0	0	0	0	0
Does Not Apply	0	0	0	0	0	0	0	0
Other	0	0	0	0	0	0	0	0
Totals	51	5	4	52	6	10	0	128

<u>Other Violation Proceedings</u>								
Petition Filed	5	0	0	9	0	0	0	14
Scheduling of Judicial Review	0	0	0	0	1	0	0	1
Scheduling of Administrative Review	1	0	0	0	0	0	0	1
Motion Filed	0	0	0	0	0	0	0	0
Citation Processed	0	0	0	0	0	0	0	0
Notification of Paternity Processed	0	0	0	0	0	0	0	0
Scheduling of Foster Care Review	0	0	0	0	0	0	0	0
Unknown	0	0	0	0	0	0	0	0
Does Not Apply	0	0	0	0	0	0	0	0
Other	0	0	0	0	0	0	0	0
Totals	6	0	0	9	1	0	0	16

**TENNESSEE COUNCIL OF JUVENILE AND FAMILY COURT JUDGES
2008 JOHNSON CITY JUVENILE COURT STATISTICAL DATA**

Intake Actions of Referrals by Class of Offense, Race and Sex for CY 2008

	White Male	African American Male	Other Race Male	White Female	African American Female	Other Race Female	Unknown Race or Sex	Total
<u>Parentage</u>								
Motion Filed	90	14	20	88	20	13	46	291
Petition Filed	47	10	6	37	8	9	0	117
Scheduling of Judicial Review	1	0	0	0	1	0	0	2
Scheduling of Administrative Review	0	0	0	1	0	0	0	1
Citation Processed	0	0	0	0	0	0	0	0
Notification of Paternity Processed	0	0	0	0	0	0	0	0
Scheduling of Foster Care Review	0	0	0	0	0	0	0	0
Unknown	0	0	0	0	0	0	0	0
Does Not Apply	0	0	0	0	0	0	0	0
Other	0	0	0	0	0	0	0	0
Totals	138	24	26	126	29	22	46	411
<u>Special Proceedings</u>								
Scheduling of Judicial Review	189	38	17	141	23	18	3	429
Motion Filed	62	0	0	65	2	0	0	129
Citation Processed	22	1	0	12	1	0	0	36
Scheduling of Foster Care Review	12	0	0	11	1	0	0	24
Petition Filed	6	0	2	8	2	0	0	18
Scheduling of Administrative Review	2	2	0	1	0	0	0	5
Notification of Paternity Processed	0	0	0	0	0	0	0	0
Unknown	0	0	0	0	0	0	0	0
Does Not Apply	0	0	0	0	0	0	0	0
Other	0	0	0	0	0	0	0	0
Totals	293	41	19	238	29	18	3	641
<u>Other</u>								
Petition Filed	2	3	0	1	0	0	0	6
Motion Filed	2	0	0	0	0	0	0	2
Citation Processed	0	0	0	0	0	0	0	0
Notification of Paternity Processed	0	0	0	0	0	0	0	0
Scheduling of Judicial Review	0	0	0	0	0	0	0	0
Scheduling of Administrative Review	0	0	0	0	0	0	0	0
Scheduling of Foster Care Review	0	0	0	0	0	0	0	0
Unknown	0	0	0	0	0	0	0	0
Does Not Apply	0	0	0	0	0	0	0	0
Other	0	0	0	0	0	0	0	0
Totals	4	3	0	1	0	0	0	8
All Intake Action Totals	1,201	163	84	919	116	89	54	2,626

**TENNESSEE COUNCIL OF JUVENILE AND FAMILY COURT JUDGES
2008 JOHNSON CITY JUVENILE COURT STATISTICAL DATA**

Detention Statistics at Referral by Individual Child by Race and Sex for CY 2008

	White Male	African American Male	Other Race Male	White Female	African American Female	Other Race Female	Unknown Race or Sex	Total	% of Total Children
Does Not Apply	646	78	47	545	64	50	48	1,478	90.40%
Psychiatric Hospital	73	1	0	66	3	0	0	143	8.75%
Juvenile Detention Facility	11	1	0	1	0	0	0	13	0.80%
Non-Secure Placement	1	0	0	0	0	0	0	1	0.06%
Jail - Complete Separation	0	0	0	0	0	0	0	0	0.00%
Jail - Partial Separation	0	0	0	0	0	0	0	0	0.00%
Jail - No Separation	0	0	0	0	0	0	0	0	0.00%
Unknown	0	0	0	0	0	0	0	0	0.00%
Other	0	0	0	0	0	0	0	0	0.00%
Totals	731	80	47	612	67	50	48	1,635	

Detention Statistics at Referral by Individual Case for CY 2008

	Cases	% of Total Cases
Does Not Apply	2,081	91.76%
Psychiatric Hospital	160	7.06%
Juvenile Detention Facility	26	1.15%
Non-Secure Placement	1	0.04%
Jail - Complete Separation	0	0.00%
Jail - Partial Separation	0	0.00%
Jail - No Separation	0	0.00%
Unknown	0	0.00%
Other	0	0.00%
	2,268	100.00%

Detention Statistics above are reported separately by Child and by Case. One child may have multiple cases.

Does Not Apply: Refers to cases not eligible for detention due to the type of Referral or the decision not to detain.

**TENNESSEE COUNCIL OF JUVENILE AND FAMILY COURT JUDGES
2008 JOHNSON CITY JUVENILE COURT STATISTICAL DATA**

Placement after Secure Detention Hearing by Individual Child by Race and Sex for CY 2008

	White Male	African American Male	Other Race Male	White Female	African American Female	Other Race Female	Unknown Race or Sex	Total	% of Total Children
Does Not Apply	646	78	47	545	64	50	48	1,478	90.40%
Returned to Prior Living Arr	81	2	0	67	3	0	0	153	9.36%
Juvenile Detention Facility	2	0	0	0	0	0	0	2	0.12%
Shelter / Group Home	2	0	0	0	0	0	0	2	0.12%
Jail	0	0	0	0	0	0	0	0	0.00%
Foster Family Home	0	0	0	0	0	0	0	0	0.00%
Psychiatric Hospital	0	0	0	0	0	0	0	0	0.00%
Unknown	0	0	0	0	0	0	0	0	0.00%
Other	0	0	0	0	0	0	0	0	0.00%
Totals	731	80	47	612	67	50	48	1,635	

Placement after Secure Detention Hearing by Individual Case for CY 2008

	Cases	% of Total Cases
Does Not Apply	2,081	91.76%
Returned to Prior Living Arrangement	179	7.89%
Juvenile Detention Facility	5	0.22%
Shelter / Group Home	3	0.13%
Jail	0	0.00%
Foster Family Home	0	0.00%
Psychiatric Hospital	0	0.00%
Unknown	0	0.00%
Other	0	0.00%
	2,268	100.00%

Detention Statistics above are reported separately by Child and by Case. One child may have multiple cases.

Does Not Apply: Refers to cases not eligible for detention due to the type of Referral or the decision not to detain.

**TENNESSEE COUNCIL OF JUVENILE AND FAMILY COURT JUDGES
2008 JOHNSON CITY JUVENILE COURT STATISTICAL DATA**

Dispositional Procedures for CY 2008

Procedures used to Dispose or Adjust all Referrals

	Number	% of All Referrals
Formally Adjudicated	1,457	55.48%
Informally Adjusted	19	0.72%
Transfer to Adult Court Hearings and Charges Cleared	8	0.30%
Otherwise Handled	1,142	43.49%
	2,626	100.00%

Referrals Disposed by Formal Adjudicatory Proceedings

	Number	% of All Referrals
Dismissed	1,063	40.48%
Retired / Nolle Prosequi	19	0.72%
Complaint Substantiated Delinquent	182	6.93%
Complaint Substantiated Status Offender	101	3.85%
Complaint Substantiated Dependent/Neglect	92	3.50%
Complaint Substantiated Abused	0	0.00%
Complaint Substantiated Mentally Ill	0	0.00%
	1,457	55.48%

Referrals Disposed by Other Actions

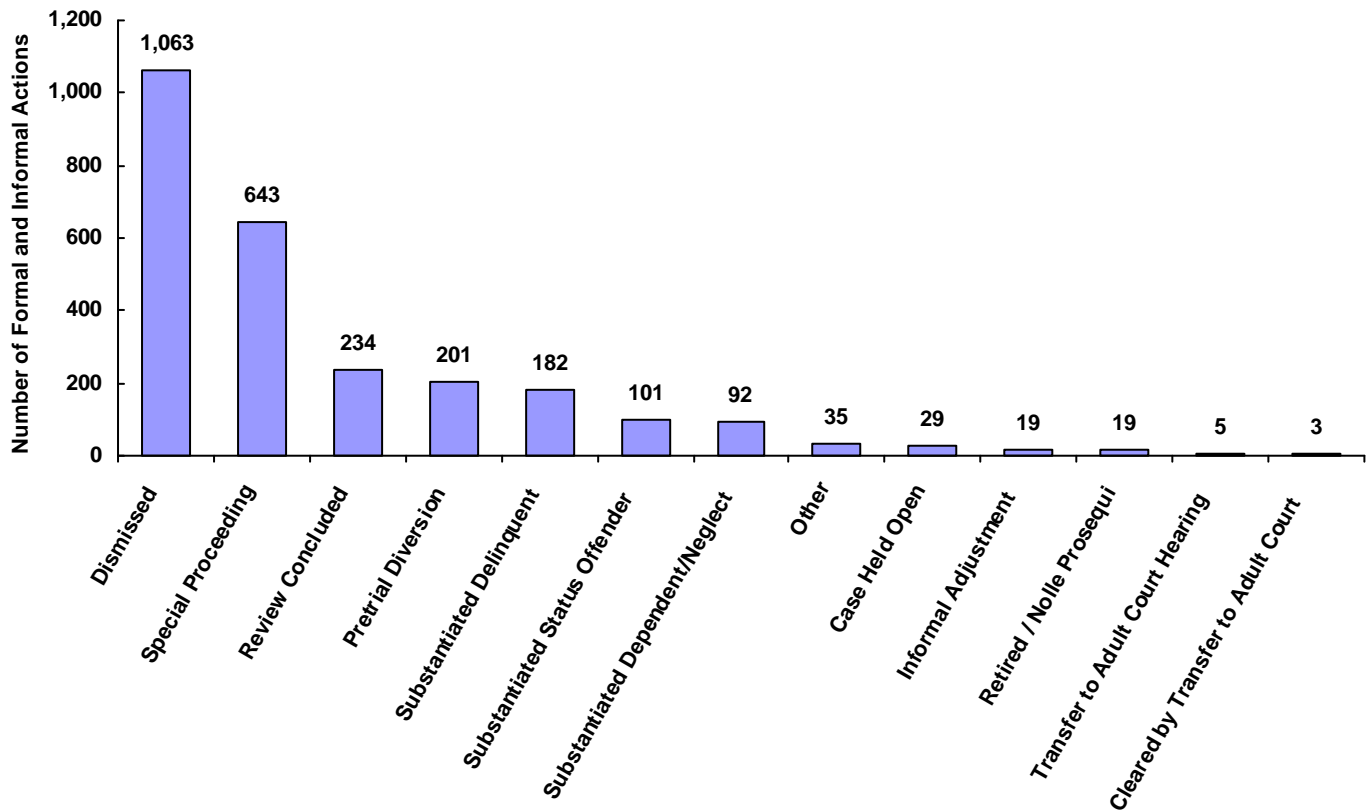
	Number	% of All Referrals
Informal Adjustment	19	0.72%
Transfer to Adult Court Hearing	5	0.19%
Charges Cleared by Transfer to Adult Court	3	0.11%
Pretrial Diversion	201	7.65%
Special Proceeding	643	24.49%
Review Concluded	234	8.91%
Case Held Open	29	1.10%
Other	35	1.33%
Unknown	0	0.00%
	1,169	44.50%

TENNESSEE COUNCIL OF JUVENILE AND FAMILY COURT JUDGES 2008 JOHNSON CITY JUVENILE COURT STATISTICAL DATA

Formal and Informal Actions by Race and Sex for CY 2008

	White Male	African American Male	Other Race Male	White Female	African American Female	Other Race Female	Unknown Race or Sex	Total	% of Total Referrals
Dismissed	521	50	21	419	31	19	2	1,063	40.48%
Retired / Nolle Prosequi	7	7	2	3	0	0	0	19	0.72%
Substantiated Delinquent	116	26	4	27	7	2	0	182	6.93%
Substantiated Status Offender	48	6	1	31	7	8	0	101	3.85%
Substantiated Dependent/Neglect	36	3	6	33	4	10	0	92	3.50%
Substantiated Abused	0	0	0	0	0	0	0	0	0.00%
Substantiated Mentally Ill	0	0	0	0	0	0	0	0	0.00%
Informal Adjustment	11	3	0	3	2	0	0	19	0.72%
Pretrial Diversion	98	6	1	90	6	0	0	201	7.65%
Transfer to Adult Court Hearing	5	0	0	0	0	0	0	5	0.19%
Cleared by Transfer to Adult Court	2	0	0	1	0	0	0	3	0.11%
Special Proceeding	226	39	44	200	48	37	49	643	24.49%
Review Concluded	107	19	5	82	10	8	3	234	8.91%
Case Held Open	14	4	0	9	1	1	0	29	1.10%
Unknown	0	0	0	0	0	0	0	0	0.00%
Other	10	0	0	21	0	4	0	35	1.33%
Totals	1,201	163	84	919	116	89	54	2,626	

Total Formal and Informal Actions



**TENNESSEE COUNCIL OF JUVENILE AND FAMILY COURT JUDGES
2008 JOHNSON CITY JUVENILE COURT STATISTICAL DATA**

Formal and Informal Actions by Type of Offense, Race and Sex for CY 2008

	White Male	African American Male	Other Race Male	White Female	African American Female	Other Race Female	Unknown Race or Sex	Total
<u>Delinquent</u>								
Dismissed	390	37	18	295	20	17	1	778
Pretrial Diversion	96	6	1	89	6	0	0	198
Complaint Substantiated Delinquent	114	25	4	24	7	2	0	176
Complaint Substantiated Status Offender	21	4	0	11	6	7	0	49
Special Proceeding	9	4	6	12	7	6	4	48
Other	10	0	0	21	0	4	0	35
Informal Adjustment	11	3	0	3	1	0	0	18
Retired / Nolle Prosequi	5	7	2	2	0	0	0	16
Case Held Open	4	1	0	0	1	0	0	6
Transfer to Adult Court Hearing	4	0	0	0	0	0	0	4
Review Concluded	3	0	0	1	0	0	0	4
Complaint Substantiated Dependent/Neglect	0	0	0	1	0	0	0	1
Complaint Substantiated Abused	0	0	0	0	0	0	0	0
Complaint Substantiated Mentally Ill	0	0	0	0	0	0	0	0
Charges Cleared by Transfer to Adult Court	0	0	0	0	0	0	0	0
Unknown	0	0	0	0	0	0	0	0
Totals	667	87	31	459	48	36	5	1,333

<u>Status</u>								
Complaint Substantiated Status Offender	25	2	1	18	1	1	0	48
Dismissed	10	1	2	15	1	2	0	31
Review Concluded	2	0	1	0	0	0	0	3
Complaint Substantiated Delinquent	2	0	0	0	0	0	0	2
Retired / Nolle Prosequi	1	0	0	0	0	0	0	1
Informal Adjustment	0	0	0	0	1	0	0	1
Pretrial Diversion	1	0	0	0	0	0	0	1
Special Proceeding	0	0	0	1	0	0	0	1
Case Held Open	1	0	0	0	0	0	0	1
Complaint Substantiated Dependent/Neglect	0	0	0	0	0	0	0	0
Complaint Substantiated Abused	0	0	0	0	0	0	0	0
Complaint Substantiated Mentally Ill	0	0	0	0	0	0	0	0
Transfer to Adult Court Hearing	0	0	0	0	0	0	0	0
Charges Cleared by Transfer to Adult Court	0	0	0	0	0	0	0	0
Unknown	0	0	0	0	0	0	0	0
Other	0	0	0	0	0	0	0	0
Totals	42	3	4	34	3	3	0	89

**TENNESSEE COUNCIL OF JUVENILE AND FAMILY COURT JUDGES
2008 JOHNSON CITY JUVENILE COURT STATISTICAL DATA**

Formal and Informal Actions by Type of Offense, Race and Sex for CY 2008

	White Male	African American Male	Other Race Male	White Female	African American Female	Other Race Female	Unknown Race or Sex	Total
<u>Dependency and Neglect</u>								
Complaint Substantiated Dependent/Neglect	32	3	4	31	4	10	0	84
Dismissed	16	1	0	14	2	0	0	33
Special Proceeding	1	1	0	2	0	0	0	4
Complaint Substantiated Status Offender	1	0	0	1	0	0	0	2
Case Held Open	1	0	0	1	0	0	0	2
Retired / Nolle Prosequi	0	0	0	1	0	0	0	1
Charges Cleared by Transfer to Adult Court	0	0	0	1	0	0	0	1
Review Concluded	0	0	0	1	0	0	0	1
Complaint Substantiated Delinquent	0	0	0	0	0	0	0	0
Complaint Substantiated Abused	0	0	0	0	0	0	0	0
Complaint Substantiated Mentally Ill	0	0	0	0	0	0	0	0
Informal Adjustment	0	0	0	0	0	0	0	0
Pretrial Diversion	0	0	0	0	0	0	0	0
Transfer to Adult Court Hearing	0	0	0	0	0	0	0	0
Unknown	0	0	0	0	0	0	0	0
Other	0	0	0	0	0	0	0	0
Totals	51	5	4	52	6	10	0	128
<u>Other Violations</u>								
Dismissed	4	0	0	3	0	0	0	7
Complaint Substantiated Delinquent	0	0	0	3	0	0	0	3
Complaint Substantiated Status Offender	1	0	0	1	0	0	0	2
Pretrial Diversion	1	0	0	1	0	0	0	2
Special Proceeding	0	0	0	0	1	0	0	1
Case Held Open	0	0	0	1	0	0	0	1
Retired / Nolle Prosequi	0	0	0	0	0	0	0	0
Complaint Substantiated Dependent/Neglect	0	0	0	0	0	0	0	0
Complaint Substantiated Abused	0	0	0	0	0	0	0	0
Complaint Substantiated Mentally Ill	0	0	0	0	0	0	0	0
Informal Adjustment	0	0	0	0	0	0	0	0
Transfer to Adult Court Hearing	0	0	0	0	0	0	0	0
Charges Cleared by Transfer to Adult Court	0	0	0	0	0	0	0	0
Review Concluded	0	0	0	0	0	0	0	0
Unknown	0	0	0	0	0	0	0	0
Other	0	0	0	0	0	0	0	0
Totals	6	0	0	9	1	0	0	16

**TENNESSEE COUNCIL OF JUVENILE AND FAMILY COURT JUDGES
2008 JOHNSON CITY JUVENILE COURT STATISTICAL DATA**

Formal and Informal Actions by Type of Offense, Race and Sex for CY 2008

	White Male	African American Male	Other Race Male	White Female	African American Female	Other Race Female	Unknown Race or Sex	Total
<u>Special Proceedings</u>								
Special Proceeding	214	34	38	184	40	31	45	586
Review Concluded	102	19	4	80	10	8	3	226
Dismissed	99	8	1	92	8	0	1	209
Case Held Open	8	3	0	7	0	1	0	19
Complaint Substantiated Dependent/Neglect	4	0	2	1	0	0	0	7
Charges Cleared by Transfer to Adult Court	2	0	0	0	0	0	0	2
Retired / Nolle Prosequi	1	0	0	0	0	0	0	1
Complaint Substantiated Delinquent	0	1	0	0	0	0	0	1
Transfer to Adult Court Hearing	1	0	0	0	0	0	0	1
Complaint Substantiated Status Offender	0	0	0	0	0	0	0	0
Complaint Substantiated Abused	0	0	0	0	0	0	0	0
Complaint Substantiated Mentally Ill	0	0	0	0	0	0	0	0
Informal Adjustment	0	0	0	0	0	0	0	0
Pretrial Diversion	0	0	0	0	0	0	0	0
Unknown	0	0	0	0	0	0	0	0
Other	0	0	0	0	0	0	0	0
Totals	431	65	45	364	58	40	49	1,052
<u>Other</u>								
Dismissed	2	3	0	0	0	0	0	5
Special Proceeding	2	0	0	1	0	0	0	3
Retired / Nolle Prosequi	0	0	0	0	0	0	0	0
Complaint Substantiated Delinquent	0	0	0	0	0	0	0	0
Complaint Substantiated Status Offender	0	0	0	0	0	0	0	0
Complaint Substantiated Dependent/Neglect	0	0	0	0	0	0	0	0
Complaint Substantiated Abused	0	0	0	0	0	0	0	0
Complaint Substantiated Mentally Ill	0	0	0	0	0	0	0	0
Informal Adjustment	0	0	0	0	0	0	0	0
Pretrial Diversion	0	0	0	0	0	0	0	0
Transfer to Adult Court Hearing	0	0	0	0	0	0	0	0
Charges Cleared by Transfer to Adult Court	0	0	0	0	0	0	0	0
Review Concluded	0	0	0	0	0	0	0	0
Case Held Open	0	0	0	0	0	0	0	0
Unknown	0	0	0	0	0	0	0	0
Other	0	0	0	0	0	0	0	0
Totals	4	3	0	1	0	0	0	8
All Action Totals	1,201	163	84	919	116	89	54	2,626

**TENNESSEE COUNCIL OF JUVENILE AND FAMILY COURT JUDGES
2008 JOHNSON CITY JUVENILE COURT STATISTICAL DATA**

Formal and Informal Actions by Class of Referral, Race and Sex for CY 2008

	White Male	African American Male	Other Race Male	White Female	African American Female	Other Race Female	Unknown Race or Sex	Total
<u>Offenses Against Persons</u>								
Dismissed	19	2	0	8	6	0	0	35
Complaint Substantiated Delinquent	12	4	1	1	0	0	0	18
Pretrial Diversion	3	1	0	4	0	0	0	8
Informal Adjustment	3	2	0	0	0	0	0	5
Retired / Nolle Prosequi	1	0	2	1	0	0	0	4
Transfer to Adult Court Hearing	3	0	0	0	0	0	0	3
Case Held Open	1	1	0	0	0	0	0	2
Review Concluded	1	0	0	0	0	0	0	1
Complaint Substantiated Status Offender	0	0	0	0	0	0	0	0
Complaint Substantiated Dependent/Neglect	0	0	0	0	0	0	0	0
Complaint Substantiated Abused	0	0	0	0	0	0	0	0
Complaint Substantiated Mentally Ill	0	0	0	0	0	0	0	0
Charges Cleared by Transfer to Adult Court	0	0	0	0	0	0	0	0
Special Proceeding	0	0	0	0	0	0	0	0
Unknown	0	0	0	0	0	0	0	0
Other	0	0	0	0	0	0	0	0
Totals	43	10	3	14	6	0	0	76

<u>Offenses Against Property</u>								
Pretrial Diversion	58	1	1	67	2	0	0	129
Complaint Substantiated Delinquent	37	8	2	13	0	1	0	61
Dismissed	23	2	0	5	1	1	0	32
Retired / Nolle Prosequi	2	6	0	1	0	0	0	9
Informal Adjustment	3	0	0	0	0	0	0	3
Review Concluded	1	0	0	0	0	0	0	1
Other	1	0	0	0	0	0	0	1
Complaint Substantiated Status Offender	0	0	0	0	0	0	0	0
Complaint Substantiated Dependent/Neglect	0	0	0	0	0	0	0	0
Complaint Substantiated Abused	0	0	0	0	0	0	0	0
Complaint Substantiated Mentally Ill	0	0	0	0	0	0	0	0
Transfer to Adult Court Hearing	0	0	0	0	0	0	0	0
Charges Cleared by Transfer to Adult Court	0	0	0	0	0	0	0	0
Special Proceeding	0	0	0	0	0	0	0	0
Case Held Open	0	0	0	0	0	0	0	0
Unknown	0	0	0	0	0	0	0	0
Totals	125	17	3	86	3	2	0	236

**TENNESSEE COUNCIL OF JUVENILE AND FAMILY COURT JUDGES
2008 JOHNSON CITY JUVENILE COURT STATISTICAL DATA**

Formal and Informal Actions by Class of Referral, Race and Sex for CY 2008

	White Male	African American Male	Other Race Male	White Female	African American Female	Other Race Female	Unknown Race or Sex	Total
<u>Illegal Conduct</u>								
Dismissed	348	33	18	282	13	16	1	711
Complaint Substantiated Delinquent	65	13	1	10	7	1	0	97
Pretrial Diversion	35	4	0	18	4	0	0	61
Complaint Substantiated Status Offender	21	4	0	11	6	7	0	49
Special Proceeding	9	4	6	12	7	6	4	48
Other	9	0	0	21	0	4	0	34
Informal Adjustment	5	1	0	3	1	0	0	10
Case Held Open	3	0	0	0	1	0	0	4
Retired / Nolle Prosequi	2	1	0	0	0	0	0	3
Review Concluded	1	0	0	1	0	0	0	2
Complaint Substantiated Dependent/Neglect	0	0	0	1	0	0	0	1
Transfer to Adult Court Hearing	1	0	0	0	0	0	0	1
Complaint Substantiated Abused	0	0	0	0	0	0	0	0
Complaint Substantiated Mentally Ill	0	0	0	0	0	0	0	0
Charges Cleared by Transfer to Adult Court	0	0	0	0	0	0	0	0
Unknown	0	0	0	0	0	0	0	0
Totals	499	60	25	359	39	34	5	1,021

Status Offenses

Complaint Substantiated Status Offender	25	2	1	18	1	1	0	48
Dismissed	10	1	2	15	1	2	0	31
Review Concluded	2	0	1	0	0	0	0	3
Complaint Substantiated Delinquent	2	0	0	0	0	0	0	2
Retired / Nolle Prosequi	1	0	0	0	0	0	0	1
Informal Adjustment	0	0	0	0	1	0	0	1
Pretrial Diversion	1	0	0	0	0	0	0	1
Special Proceeding	0	0	0	1	0	0	0	1
Case Held Open	1	0	0	0	0	0	0	1
Complaint Substantiated Dependent/Neglect	0	0	0	0	0	0	0	0
Complaint Substantiated Abused	0	0	0	0	0	0	0	0
Complaint Substantiated Mentally Ill	0	0	0	0	0	0	0	0
Transfer to Adult Court Hearing	0	0	0	0	0	0	0	0
Charges Cleared by Transfer to Adult Court	0	0	0	0	0	0	0	0
Unknown	0	0	0	0	0	0	0	0
Other	0	0	0	0	0	0	0	0
Totals	42	3	4	34	3	3	0	89

**TENNESSEE COUNCIL OF JUVENILE AND FAMILY COURT JUDGES
2008 JOHNSON CITY JUVENILE COURT STATISTICAL DATA**

Formal and Informal Actions by Class of Referral, Race and Sex for CY 2008

	White Male	African American Male	Other Race Male	White Female	African American Female	Other Race Female	Unknown Race or Sex	Total
<u>Dependency/Neglect</u>								
Complaint Substantiated Dependent/Neglect	32	3	4	31	4	10	0	84
Dismissed	16	1	0	14	2	0	0	33
Special Proceeding	1	1	0	2	0	0	0	4
Complaint Substantiated Status Offender	1	0	0	1	0	0	0	2
Case Held Open	1	0	0	1	0	0	0	2
Retired / Nolle Prosequi	0	0	0	1	0	0	0	1
Charges Cleared by Transfer to Adult Court	0	0	0	1	0	0	0	1
Review Concluded	0	0	0	1	0	0	0	1
Complaint Substantiated Delinquent	0	0	0	0	0	0	0	0
Complaint Substantiated Abused	0	0	0	0	0	0	0	0
Complaint Substantiated Mentally Ill	0	0	0	0	0	0	0	0
Informal Adjustment	0	0	0	0	0	0	0	0
Pretrial Diversion	0	0	0	0	0	0	0	0
Transfer to Adult Court Hearing	0	0	0	0	0	0	0	0
Unknown	0	0	0	0	0	0	0	0
Other	0	0	0	0	0	0	0	0
Totals	51	5	4	52	6	10	0	128

Other Violation Proceedings

Dismissed	4	0	0	3	0	0	0	7
Complaint Substantiated Delinquent	0	0	0	3	0	0	0	3
Complaint Substantiated Status Offender	1	0	0	1	0	0	0	2
Pretrial Diversion	1	0	0	1	0	0	0	2
Special Proceeding	0	0	0	0	1	0	0	1
Case Held Open	0	0	0	1	0	0	0	1
Retired / Nolle Prosequi	0	0	0	0	0	0	0	0
Complaint Substantiated Dependent/Neglect	0	0	0	0	0	0	0	0
Complaint Substantiated Abused	0	0	0	0	0	0	0	0
Complaint Substantiated Mentally Ill	0	0	0	0	0	0	0	0
Informal Adjustment	0	0	0	0	0	0	0	0
Transfer to Adult Court Hearing	0	0	0	0	0	0	0	0
Charges Cleared by Transfer to Adult Court	0	0	0	0	0	0	0	0
Review Concluded	0	0	0	0	0	0	0	0
Unknown	0	0	0	0	0	0	0	0
Other	0	0	0	0	0	0	0	0
Totals	6	0	0	9	1	0	0	16

**TENNESSEE COUNCIL OF JUVENILE AND FAMILY COURT JUDGES
2008 JOHNSON CITY JUVENILE COURT STATISTICAL DATA**

Formal and Informal Actions by Class of Referral, Race and Sex for CY 2008

	White Male	African American Male	Other Race Male	White Female	African American Female	Other Race Female	Unknown Race or Sex	Total
<u>Parentage</u>								
Special Proceeding	120	18	23	113	27	22	45	368
Dismissed	12	6	1	12	2	0	1	34
Complaint Substantiated Dependent/Neglect	3	0	2	0	0	0	0	5
Retired / Nolle Prosequi	1	0	0	0	0	0	0	1
Charges Cleared by Transfer to Adult Court	1	0	0	0	0	0	0	1
Review Concluded	0	0	0	1	0	0	0	1
Case Held Open	1	0	0	0	0	0	0	1
Complaint Substantiated Delinquent	0	0	0	0	0	0	0	0
Complaint Substantiated Status Offender	0	0	0	0	0	0	0	0
Complaint Substantiated Abused	0	0	0	0	0	0	0	0
Complaint Substantiated Mentally Ill	0	0	0	0	0	0	0	0
Informal Adjustment	0	0	0	0	0	0	0	0
Pretrial Diversion	0	0	0	0	0	0	0	0
Transfer to Adult Court Hearing	0	0	0	0	0	0	0	0
Unknown	0	0	0	0	0	0	0	0
Other	0	0	0	0	0	0	0	0
Totals	138	24	26	126	29	22	46	411

Special Proceedings

Review Concluded	102	19	4	79	10	8	3	225
Special Proceeding	94	16	15	71	13	9	0	218
Dismissed	87	2	0	80	6	0	0	175
Case Held Open	7	3	0	7	0	1	0	18
Complaint Substantiated Dependent/Neglect	1	0	0	1	0	0	0	2
Complaint Substantiated Delinquent	0	1	0	0	0	0	0	1
Transfer to Adult Court Hearing	1	0	0	0	0	0	0	1
Charges Cleared by Transfer to Adult Court	1	0	0	0	0	0	0	1
Retired / Nolle Prosequi	0	0	0	0	0	0	0	0
Complaint Substantiated Status Offender	0	0	0	0	0	0	0	0
Complaint Substantiated Abused	0	0	0	0	0	0	0	0
Complaint Substantiated Mentally Ill	0	0	0	0	0	0	0	0
Informal Adjustment	0	0	0	0	0	0	0	0
Pretrial Diversion	0	0	0	0	0	0	0	0
Unknown	0	0	0	0	0	0	0	0
Other	0	0	0	0	0	0	0	0
Totals	293	41	19	238	29	18	3	641

**TENNESSEE COUNCIL OF JUVENILE AND FAMILY COURT JUDGES
2008 JOHNSON CITY JUVENILE COURT STATISTICAL DATA**

Formal and Informal Actions by Class of Referral, Race and Sex for CY 2008

	White Male	African American Male	Other Race Male	White Female	African American Female	Other Race Female	Unknown Race or Sex	Total
Other								
Dismissed	2	3	0	0	0	0	0	5
Special Proceeding	2	0	0	1	0	0	0	3
Retired / Nolle Prosequi	0	0	0	0	0	0	0	0
Complaint Substantiated Delinquent	0	0	0	0	0	0	0	0
Complaint Substantiated Status Offender	0	0	0	0	0	0	0	0
Complaint Substantiated Dependent/Neglect	0	0	0	0	0	0	0	0
Complaint Substantiated Abused	0	0	0	0	0	0	0	0
Complaint Substantiated Mentally Ill	0	0	0	0	0	0	0	0
Informal Adjustment	0	0	0	0	0	0	0	0
Pretrial Diversion	0	0	0	0	0	0	0	0
Transfer to Adult Court Hearing	0	0	0	0	0	0	0	0
Charges Cleared by Transfer to Adult Court	0	0	0	0	0	0	0	0
Review Concluded	0	0	0	0	0	0	0	0
Case Held Open	0	0	0	0	0	0	0	0
Unknown	0	0	0	0	0	0	0	0
Other	0	0	0	0	0	0	0	0
Totals	4	3	0	1	0	0	0	8
<hr/>								
All Action Totals	1,201	163	84	919	116	89	54	2,626

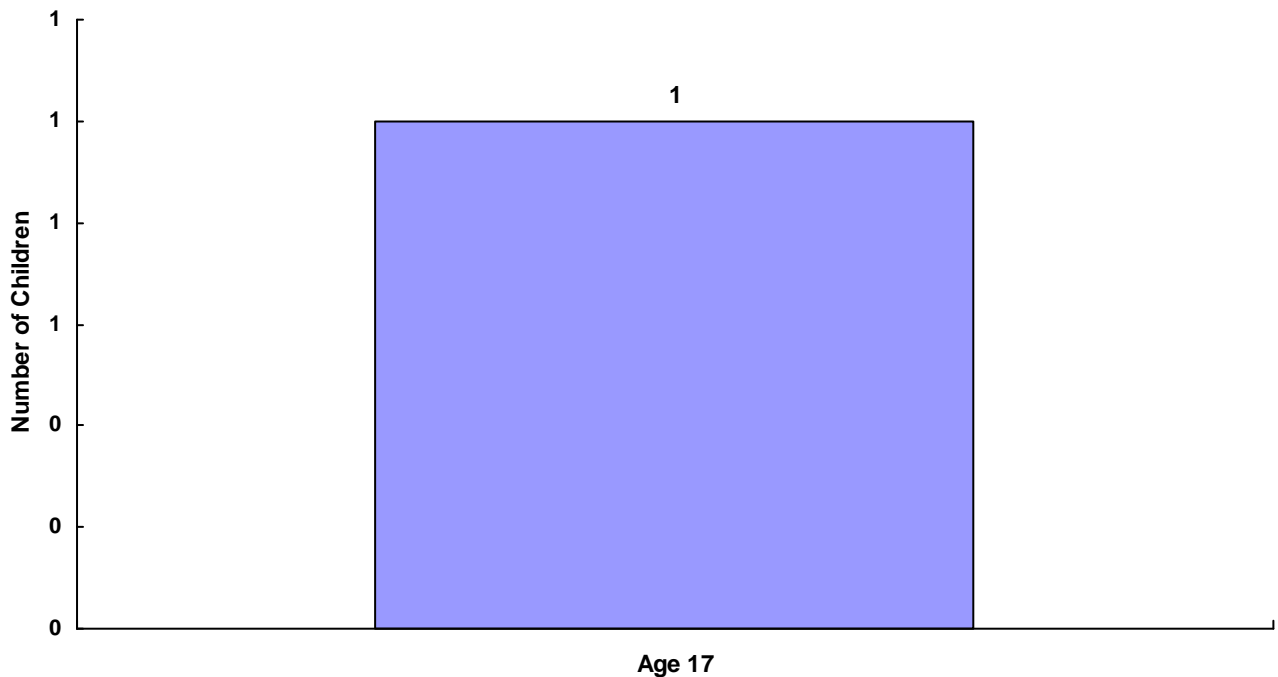
**TENNESSEE COUNCIL OF JUVENILE AND FAMILY COURT JUDGES
2008 JOHNSON CITY JUVENILE COURT STATISTICAL DATA**

Children Transferred to Adult Court by Age at Disposition Date, Race and Sex for CY 2008

Total Children = 1,635

	White Male	African American Male	Other Race Male	White Female	African American Female	Other Race Female	Unknown Race or Sex	Total	% of All Children Referred
Age Under 1	0	0	0	0	0	0	0	0	0.00%
Age 1	0	0	0	0	0	0	0	0	0.00%
Age 2	0	0	0	0	0	0	0	0	0.00%
Age 3	0	0	0	0	0	0	0	0	0.00%
Age 4	0	0	0	0	0	0	0	0	0.00%
Age 5	0	0	0	0	0	0	0	0	0.00%
Age 6	0	0	0	0	0	0	0	0	0.00%
Age 7	0	0	0	0	0	0	0	0	0.00%
Age 8	0	0	0	0	0	0	0	0	0.00%
Age 9	0	0	0	0	0	0	0	0	0.00%
Age 10	0	0	0	0	0	0	0	0	0.00%
Age 11	0	0	0	0	0	0	0	0	0.00%
Age 12	0	0	0	0	0	0	0	0	0.00%
Age 13	0	0	0	0	0	0	0	0	0.00%
Age 14	0	0	0	0	0	0	0	0	0.00%
Age 15	0	0	0	0	0	0	0	0	0.00%
Age 16	0	0	0	0	0	0	0	0	0.00%
Age 17	1	0	0	0	0	0	0	1	0.06%
Age 18	0	0	0	0	0	0	0	0	0.00%
Age 19 and Over	0	0	0	0	0	0	0	0	0.00%
Totals	1	0	0	0	0	0	0	1	

Total Children Transferred to Adult Court



**TENNESSEE COUNCIL OF JUVENILE AND FAMILY COURT JUDGES
2008 JOHNSON CITY JUVENILE COURT STATISTICAL DATA**

Outcomes by Type Of Disposition, Race and Sex for CY 2008

	White Male	African American Male	Other Race Male	White Female	African American Female	Other Race Female	Unknown Race or Sex	Total
General Action Codes								
Referred to Defensive Driving School	211	11	8	195	4	4	0	433
Case Dismissed	217	15	7	153	21	7	12	432
Supervision / Probation to Juvenile Court	113	9	2	97	13	8	0	242
Public Service	98	13	0	83	8	2	0	204
Court Defined Curfew	98	10	0	80	8	2	0	198
Referral to Another Entity for Superv/Servc	50	6	1	63	1	1	0	122
Dismissed from Pretrial Diversion	49	5	0	36	3	5	2	100
Referred for Alcohol and Drug Counseling	51	4	0	12	5	0	0	72
Released from Probation	24	6	3	13	2	2	1	51
Referred for Mental Health Counseling	27	1	0	9	1	1	0	39
Restitution	24	1	0	11	0	1	0	37
Driver's License Held Informally	20	3	0	5	4	0	0	32
No Contact Order	10	5	2	5	4	1	0	27
Case Retired or Nolle Prosequi	11	2	1	10	0	0	0	24
Held Open For Review	7	6	0	8	1	2	0	24
Dismissed from Informal Adjustment	11	3	0	6	0	0	0	20
Fine	3	0	3	6	0	0	0	12
Referral to Juvenile Court Educ-Based Pgm	1	0	4	3	0	0	0	8
Private Mental Health Placement	1	0	0	1	0	0	0	2
Injunction Other than No Contact Order	0	2	0	0	0	0	0	2
Probation to Parents	0	0	0	1	0	0	0	1
Placement with Relative / Other Individual	0	1	0	0	0	0	0	1
Warned / Couseled	0	0	0	0	0	0	0	0
Referred to Alternative School	0	0	0	0	0	0	0	0
Referred to Private Child Agency	0	0	0	0	0	0	0	0
Referred to Alcohol Safety School	0	0	0	0	0	0	0	0
Voluntary Placement with DMHMR	0	0	0	0	0	0	0	0
Private MR Placement	0	0	0	0	0	0	0	0
Placement with City/Cnty Agcy/Facility	0	0	0	0	0	0	0	0
Runaway Returned	0	0	0	0	0	0	0	0
House Arrest	0	0	0	0	0	0	0	0
Totals	1,026	103	31	797	75	36	15	2,083

**TENNESSEE COUNCIL OF JUVENILE AND FAMILY COURT JUDGES
2008 JOHNSON CITY JUVENILE COURT STATISTICAL DATA**

Outcomes by Type Of Disposition, Race and Sex for CY 2008

	White Male	African American Male	Other Race Male	White Female	African American Female	Other Race Female	Unknown Race or Sex	Total
Formal Action Codes								
Transfer to Another Juvenile Court for Dispo	54	5	1	34	2	3	2	101
DCS Commitment - Custody	26	9	0	3	3	3	0	44
DCS Probation	24	6	0	5	0	0	0	35
Parental Rights Terminated	5	1	0	9	1	1	0	17
Other Intensive Probation	0	0	1	1	1	0	0	3
Supervision by DCS	2	0	0	1	0	0	0	3
Transferred to Adult Court	1	0	0	0	0	0	0	1
DCS Commitment - Determinate	1	0	0	0	0	0	0	1
DCS Intensive Probation	1	0	0	0	0	0	0	1
DMHMR Involuntary Commitment	0	0	0	0	0	0	0	0
DCS Commitment - Suspended	0	0	0	0	0	0	0	0
Placed Under a Valid Court Order	0	0	0	0	0	0	0	0
Parental Rights Not Terminated	0	0	0	0	0	0	0	0
Totals	114	21	2	53	7	7	2	206

Special Proceedings

Court Costs	365	29	17	318	19	13	4	765
Foster Care Continued	65	13	11	58	9	5	0	161
Child Support Granted	44	7	9	46	11	7	14	138
Custody Changed	61	6	6	38	10	10	0	131
Custody Unchanged	55	3	6	41	9	7	0	121
Child Support Amended	18	5	8	21	10	10	6	78
Paternity Determined / Child Legitimated	21	3	3	23	2	4	5	61
Visitation Changed	19	3	1	13	0	2	0	38
Child Support Denied	10	1	1	12	2	1	8	35
Child Support Terminated	6	0	4	5	3	1	3	22
Foster Care Terminated	6	6	1	4	1	0	0	18
Order of Reference to DCS	1	2	0	9	2	0	0	14
Visitation Unchanged	4	1	0	3	0	0	0	8
Paternity Not Determ/Child Not Legitimated	1	0	3	2	0	0	0	6
Voluntary Acknowledgement of Paternity	2	0	0	2	0	0	0	4
Consent to Marry Granted	0	0	0	1	0	0	0	1
Request for Medical Treatment Granted	0	0	0	0	0	0	0	0
Request for Medical Treatment Denied	0	0	0	0	0	0	0	0
Consent to Marry Denied	0	0	0	0	0	0	0	0
Totals	678	79	70	596	78	60	40	1,601


Other Outcome Codes

Other	3	0	0	2	0	0	0	5
Totals	3	0	0	2	0	0	0	5

All Outcome Totals	1,821	203	103	1,448	160	103	57	3,895
---------------------------	--------------	------------	------------	--------------	------------	------------	-----------	--------------

**TENNESSEE COUNCIL OF JUVENILE AND FAMILY COURT JUDGES
2008 JOHNSON CITY JUVENILE COURT STATISTICAL DATA**

Breakdown of Referrals by Court Personnel Executing the Action in CY 2008



	Referrals	% of Referrals
Judge	2,608	99.31%
Referee	0	0.00%
YSO	18	0.69%
Other	0	0.00%
Total	2,626	100.00%