

**2008**

**State of Tennessee**

**Annual Juvenile Court Statistical Report**

**Lincoln County Breakdown**

# TABLE OF CONTENTS

Report Numbers Listed Below are shown at the Bottom of each Report, followed by the Report Page Number

	Report Number
<b>Juvenile Court Referral Process</b>	
Chart – The Juvenile Court Referral Process	1
Chart – Delinquent, Dependent/Neglect/Abuse, and Status/Unruly Referrals	2
Chart – Referrals by Type of Offense	3
Chart – Referrals for Status/Unruly Offenses	4
<b>Children and Referral Counts by Race and Sex</b>	
Table – Children with Delinquent Referrals by Race and Sex	5
Table – Children with Status/Unruly Referrals by Race and Sex	5
Table – Children with Dependency/Neglect/Abuse Allegations by Race and Sex	5
Table – Referrals Delinquent Referrals by Race and Sex	6
Table – Referrals Status/Unruly Referrals by Race and Sex	6
Table – Referrals Dependency/Neglect/Abuse Allegations by Race and Sex	6
Table/Chart – Referrals by Age Group, Race and Sex	7
Table/Chart – Children Referred by Age, Race and Sex	8
Table/Chart – Children Referred by Race and Sex	9
Table/Chart – Children of Hispanic Origin by Race and Sex	10
Table – Referrals by Type of Offense, Age Group, Race and Sex	11
<b>Living Arrangement of the Child at Time of Referral</b>	
Table/Chart – Living Arrangement at Time of Referral by Race and Sex	12
<b>School Status of Individual Children at Time of Referral to Juvenile Court</b>	
Table – Last Grade Completed by Children by Race and Sex	13
Table – Children Enrolled in School	13
Table – Children Enrolled in Special Education	13
<b>Referral Information by Race, Sex and Class of Referral/Offense</b>	
Table/Chart – Class of Referrals by Race and Sex	14
Table - Referrals by Class and Type of Offense by Race and Sex	15
<b>Referral Reasons by Type, Race and Sex</b>	
Table – Referral Reasons by Type of Offense, Race and Sex	16
Table – Top 4 Referral Reasons by Sex and Race	17
Table – Top 4 Referral Reasons by Sex, Race and Type of Offense	18
<b>Source of Referrals to the Juvenile Court</b>	
Table – Source of Referrals by Race and Sex	19
Table – Six Most Frequent Referral Reasons by Source, Race and Sex	20
Table – Source of Referrals by Type of Offense, Race and Sex	21
<b>Children Referred with Weapons Charges</b>	
Table/Chart – Children Referred for Unlawful Carrying/Possession of a Weapon by Age, Race and Sex	22
Table/Chart – Children Referred for Carrying Weapons on School Property	23
<b>Intake Actions at Referral</b>	
Table/Chart – Intake Actions at Referral by Race and Sex	24
Table/Chart – Intake Actions of Referrals by Class of Offense, Race and Sex	25

# TABLE OF CONTENTS


Report Numbers Listed Below are shown at the Bottom of each Report, followed by the Report Page Number

	Report Number
<b>Detention Statistics at Referral</b>	
Table – Detention Statistics at Referral by Individual Child by Race and Sex	26
Table – Detention Statistics at Referral by Individual Case	26
Table – Placement After Secure Detention Hearing by Individual Child by Race and Sex	27
Table – Placement After Secure Detention Hearing by Individual Case	27
<b>Dispositional Procedures</b>	
Table – Procedures used to Dispose or Adjust All Referrals	28
Table – Referrals Disposed by Formal Adjudicatory Proceedings	28
Table – Referrals Disposed by Other Actions	28
<b>Formal and Informal Actions</b>	
Table/Chart – Formal and Informal Actions by Race and Sex	29
Table – Formal and Informal Actions by Type of Offense, Race and Sex	30
Table – Formal and Informal Actions by Class of Referral, Race and Sex	31
<b>Children Transferred to Adult Court</b>	
Table/Chart – Children Transferred to Adult Court by Age, Race and Sex	32
<b>Outcomes by Type of Disposition</b>	
Table – Outcomes by Type of Disposition, Race and Sex	33
<b>Juvenile Court Referrals Disposed County-Wide Based on Number of Referrals</b>	
Table/Chart – Breakdown of Referrals by Court Personnel Executing the Action	34

**TENNESSEE COUNCIL OF JUVENILE AND FAMILY COURT JUDGES  
2008 LINCOLN COUNTY JUVENILE COURT STATISTICAL DATA**

**The Juvenile Court Referral Process for CY 2008**

<b>Delinquent</b> 654	<b>Status</b> 193	<b>Dependency and Neglect</b> 0	<b>Other Violations</b> 0	<b>Special Proceedings</b> 0	<b>Parentage</b> 0	<b>Other</b> 23
--------------------------	----------------------	------------------------------------	------------------------------	---------------------------------	-----------------------	--------------------



**Parents, Victims, School, Relatives, State Dept, etc.**  
251

**Law Enforcement**  
619

**Pretrial Diversion, Informal Adjustment**  
0

**Court Actions**  
870

**Transfer to Adult Court Hearing**  
4

**Charges Cleared By Transfer to Adult Court**  
0

**Special Proceeding**  
0

**Review Concluded**  
0

**Case Held Open**  
121

**Other**  
0

**Formal Adjudications**  
745

**Juvenile Court System Outcomes / Dispositions**  
1,133

**Formal**  
32

**General**  
861

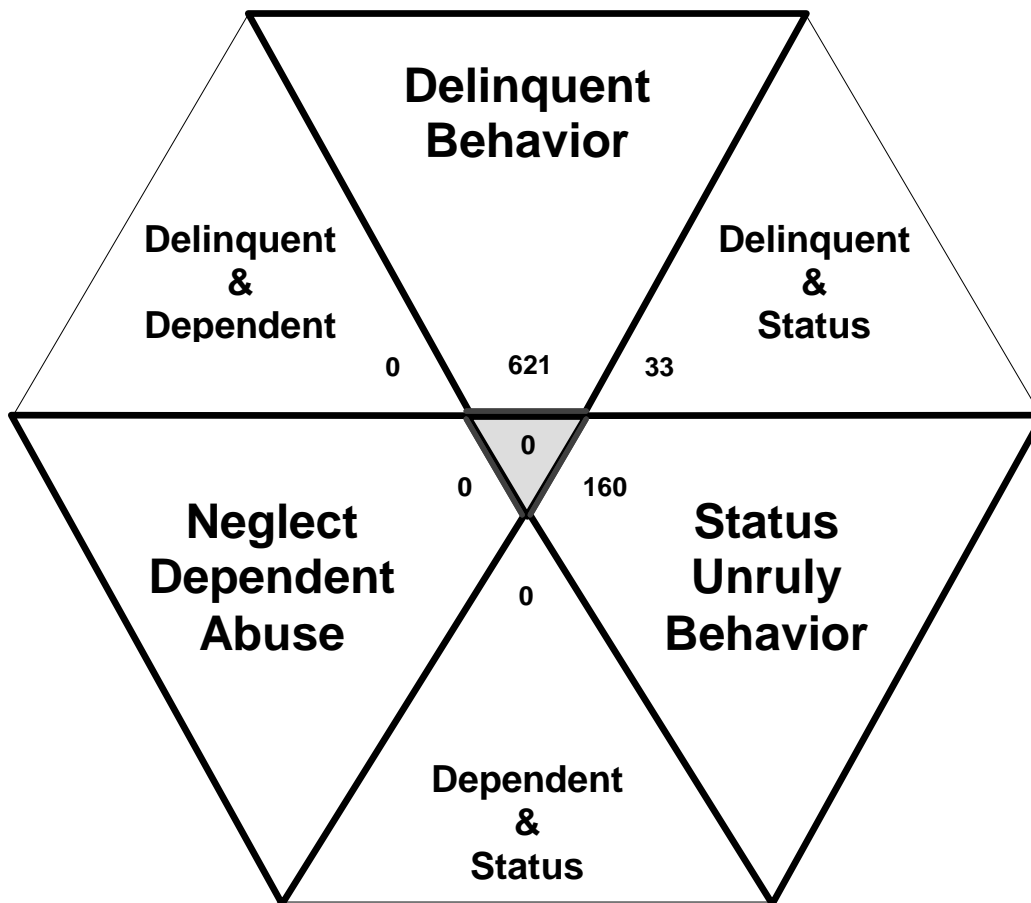
**Special Proceedings**  
16

**Other**  
224

**TENNESSEE COUNCIL OF JUVENILE AND FAMILY COURT JUDGES  
2008 LINCOLN COUNTY JUVENILE COURT STATISTICAL DATA**

**Delinquent, Dependent/Neglect/Abuse, and Status/Unruly Referrals for CY 2008**

Total = 814



The remaining referrals are for:  
Custody, Visitation, Paternity/Legitimation, Child Support,  
Special Procedures and Other Referrals

Each child may be counted  
in more than one category

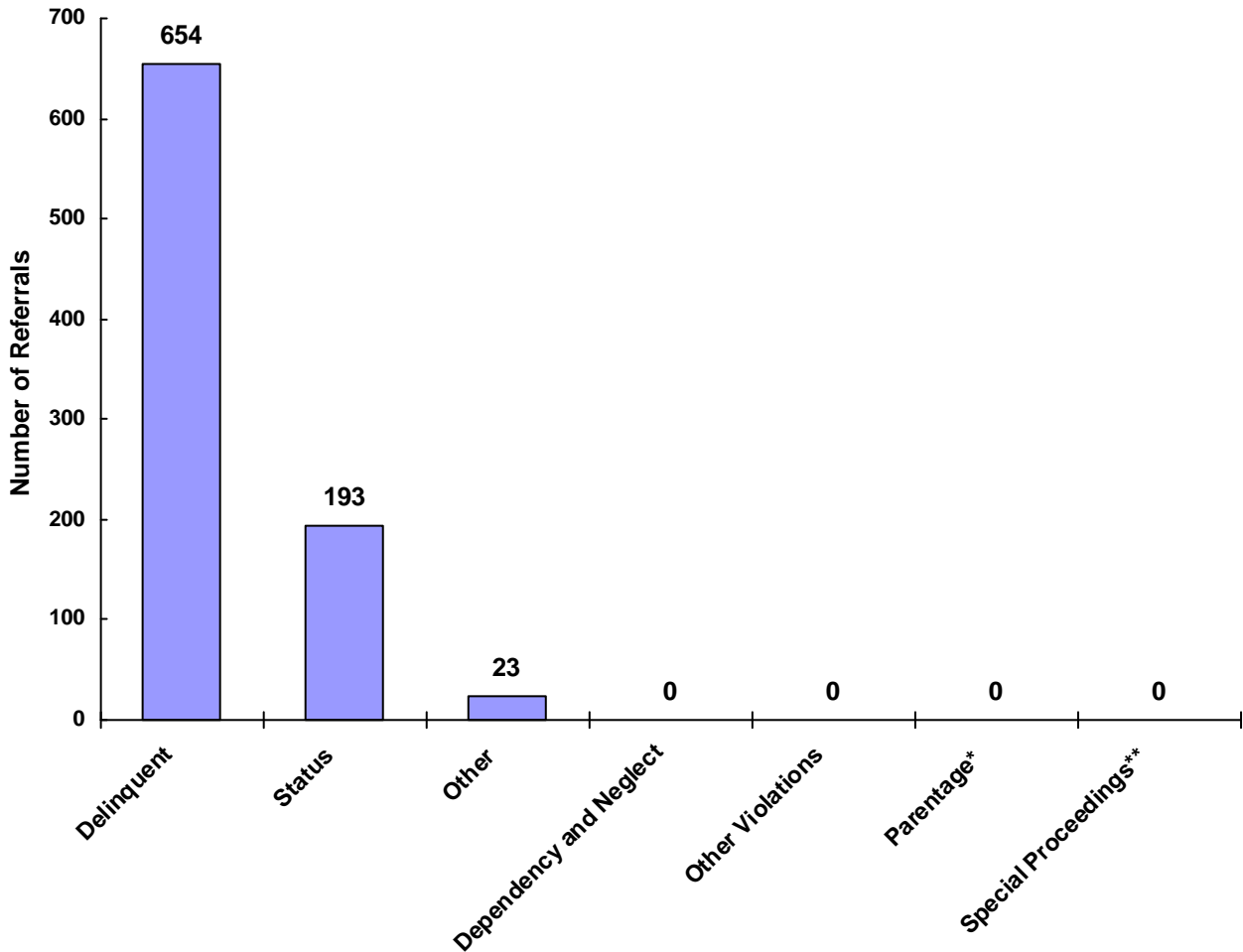
Total number of individual children for ALL referrals  
disposed by juvenile courts during CY 2008 equals 609

Children can have referrals in multiple categories. The drawing above shows that in the year 2008 there were 621 referrals to Lincoln County Juvenile Court for children with only delinquent offenses, 160 for those with only status/unruly behavior, and 0 for children with neglect, dependent or abuse referrals during the calendar year. There were 33 referrals for children that had a delinquent AND a status/unruly referral. There were 0 referrals for children with both delinquent behavior AND a neglect, dependent or abuse allegation. There were 0 referrals for children that had both a status/unruly referral AND a neglect, dependent or abuse allegation. Also, there were 0 referrals for children that had a delinquent referral, a status/unruly referral AND a neglect, dependent or abuse allegation.

TENNESSEE COUNCIL OF JUVENILE AND FAMILY COURT JUDGES  
2008 LINCOLN COUNTY JUVENILE COURT STATISTICAL DATA

Referrals by Type of Offense in CY 2008

Total Referrals = 870



\* Parentage includes: Custody, Visitation, Paternity/Legitimation and Child Support

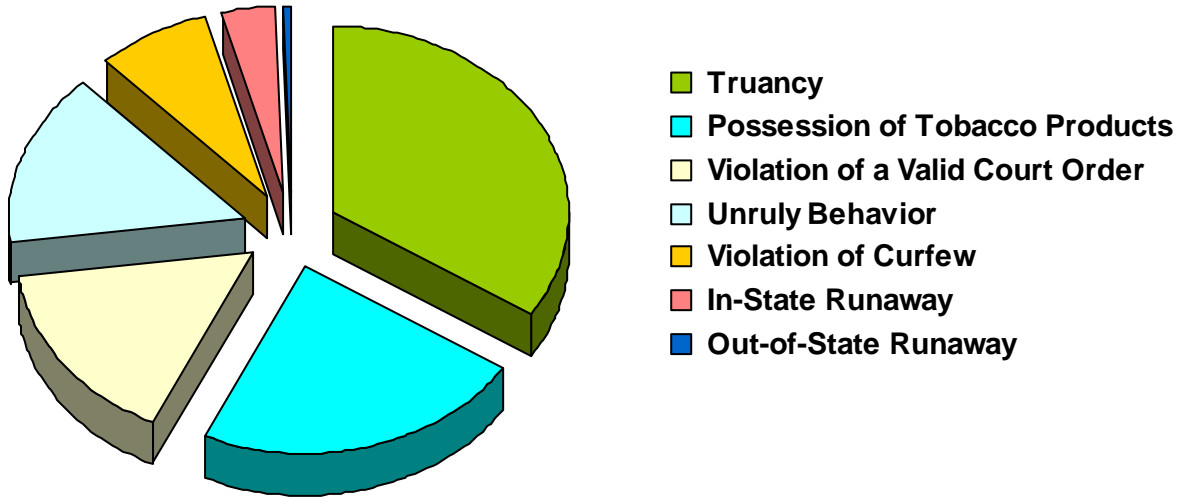
\*\*Special Proceedings include: Judicial Review, Administrative Review, Foster Care Review, Request for Medical Treatment and Consent to Marry

Information from the Juvenile Court represents a total of 609 children and 719 cases that were reported to the TCJFCJ.

A Status offense is an offense committed by a child that if committed by an adult, would not be considered an offense or unlawful act. An example of this is smoking when not legally an adult.

**TENNESSEE COUNCIL OF JUVENILE AND FAMILY COURT JUDGES  
2008 LINCOLN COUNTY JUVENILE COURT STATISTICAL DATA**

**Referrals for Status/Unruly Offenses in CY 2008  
Total Status/Unruly Referrals = 193**



Referral Reason	Count	Percent
Truancy	66	34.20%
Possession of Tobacco Products	44	22.80%
Violation of a Valid Court Order	31	16.06%
Unruly Behavior	29	15.03%
Violation of Curfew	15	7.77%
In-State Runaway	7	3.63%
Out-of-State Runaway	1	0.52%
<b>Total</b>	<b>193</b>	

**TENNESSEE COUNCIL OF JUVENILE AND FAMILY COURT JUDGES  
2008 LINCOLN COUNTY JUVENILE COURT STATISTICAL DATA**

**Children\* with Delinquent Referrals by Race and Sex for CY 2008**

	White	African American	Native American	Asian	Mixed Race	Unknown Race	Total
<b>Male</b>	239	38	0	0	2	0	<b>279</b>
<b>Female</b>	159	19	0	0	3	0	<b>181</b>
<b>Unknown Sex</b>	1	0	0	0	0	0	<b>1</b>
<b>Totals</b>	<b>399</b>	<b>57</b>	<b>0</b>	<b>0</b>	<b>5</b>	<b>0</b>	<b>461</b>

**Children\* with Status/Unruly Referrals by Race and Sex for CY 2008**

	White	African American	Native American	Asian	Mixed Race	Unknown Race	Total
<b>Male</b>	91	8	0	0	0	0	<b>99</b>
<b>Female</b>	62	12	0	0	1	0	<b>75</b>
<b>Unknown Sex</b>	1	0	0	0	0	0	<b>1</b>
<b>Totals</b>	<b>154</b>	<b>20</b>	<b>0</b>	<b>0</b>	<b>1</b>	<b>0</b>	<b>175</b>

**Children\* with Dependency/Neglect/Abuse Allegations by Race and Sex for CY 2008**

	White	African American	Native American	Asian	Mixed Race	Unknown Race	Total
<b>Male</b>	0	0	0	0	0	0	<b>0</b>
<b>Female</b>	0	0	0	0	0	0	<b>0</b>
<b>Unknown Sex</b>	0	0	0	0	0	0	<b>0</b>
<b>Totals</b>	<b>0</b>	<b>0</b>	<b>0</b>	<b>0</b>	<b>0</b>	<b>0</b>	<b>0</b>

\* A child may be counted in more than one category



**TENNESSEE COUNCIL OF JUVENILE AND FAMILY COURT JUDGES  
2008 LINCOLN COUNTY JUVENILE COURT STATISTICAL DATA**

**Delinquent Referrals by Race and Sex for CY 2008**

	White	African American	Native American	Asian	Mixed Race	Unknown Race	Total
<b>Male</b>	356	51	0	0	2	0	<b>409</b>
<b>Female</b>	217	24	0	0	3	0	<b>244</b>
<b>Unknown Sex</b>	1	0	0	0	0	0	<b>1</b>
<b>Totals</b>	<b>574</b>	<b>75</b>	<b>0</b>	<b>0</b>	<b>5</b>	<b>0</b>	<b>654</b>

**Status/Unruly Referrals by Race and Sex for CY 2008**

	White	African American	Native American	Asian	Mixed Race	Unknown Race	Total
<b>Male</b>	102	9	0	0	0	0	<b>111</b>
<b>Female</b>	67	13	0	0	1	0	<b>81</b>
<b>Unknown Sex</b>	1	0	0	0	0	0	<b>1</b>
<b>Totals</b>	<b>170</b>	<b>22</b>	<b>0</b>	<b>0</b>	<b>1</b>	<b>0</b>	<b>193</b>

**Dependency/Neglect/Abuse Allegations by Race and Sex for CY 2008**

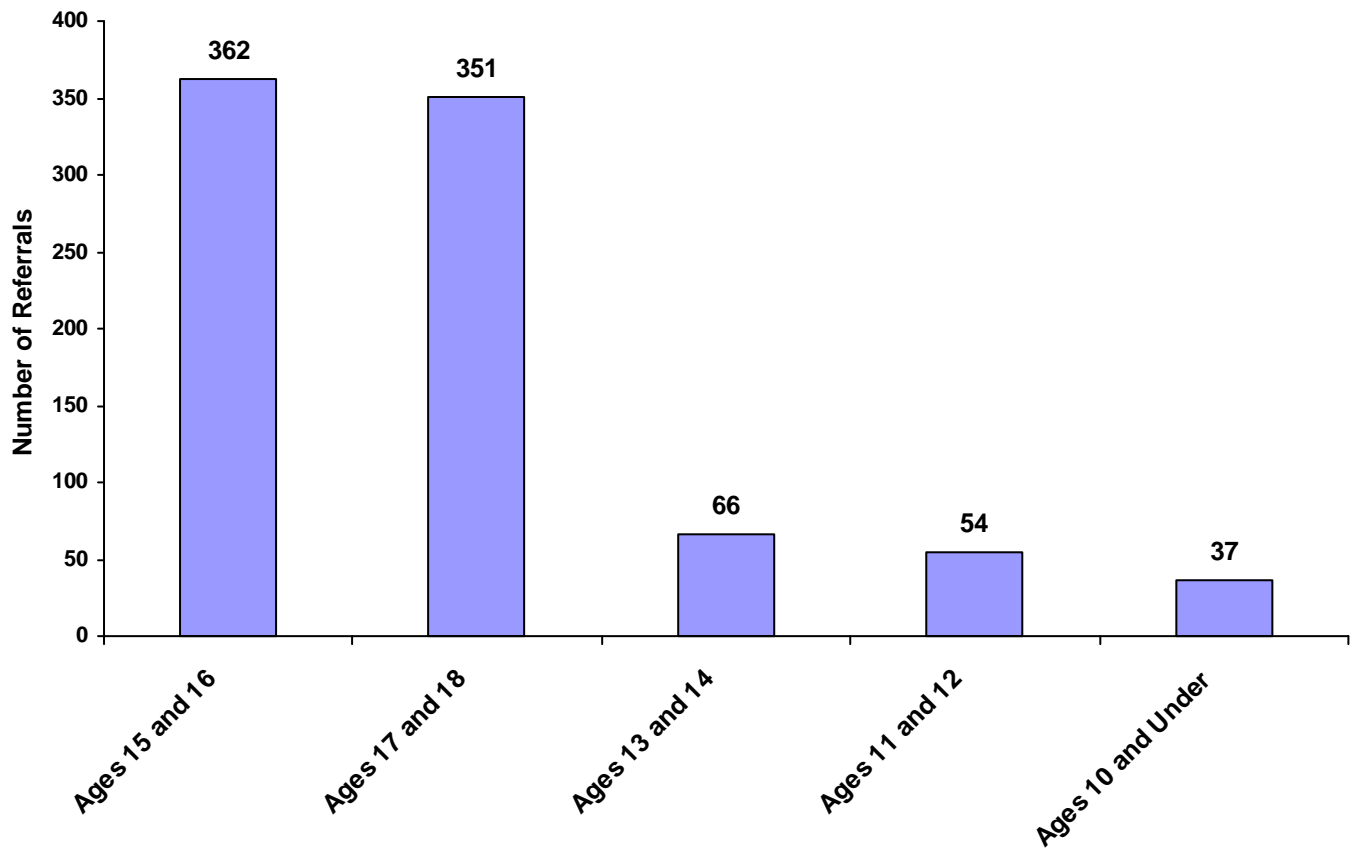
	White	African American	Native American	Asian	Mixed Race	Unknown Race	Total
<b>Male</b>	0	0	0	0	0	0	<b>0</b>
<b>Female</b>	0	0	0	0	0	0	<b>0</b>
<b>Unknown Sex</b>	0	0	0	0	0	0	<b>0</b>
<b>Totals</b>	<b>0</b>	<b>0</b>	<b>0</b>	<b>0</b>	<b>0</b>	<b>0</b>	<b>0</b>

**TENNESSEE COUNCIL OF JUVENILE AND FAMILY COURT JUDGES  
2008 LINCOLN COUNTY JUVENILE COURT STATISTICAL DATA**

**Referrals by Age Group, Race and Sex for CY 2008**

	White Male	African American Male	Other Race Male	White Female	African American Female	Other Race Female	Unknown Race or Sex	Total	% of Total Referrals
Birth through Age 10	24	1	1	7	3	1	0	37	4.25%
Ages 11 and 12	25	4	0	24	1	0	0	54	6.21%
Ages 13 and 14	31	5	0	19	7	2	2	66	7.59%
Ages 15 and 16	198	27	1	122	12	2	0	362	41.61%
Ages 17 and 18	199	26	0	112	14	0	0	351	40.34%
<b>All Age Group Totals</b>	<b>477</b>	<b>63</b>	<b>2</b>	<b>284</b>	<b>37</b>	<b>5</b>	<b>2</b>	<b>870</b>	

**Total Referrals by Age Group**

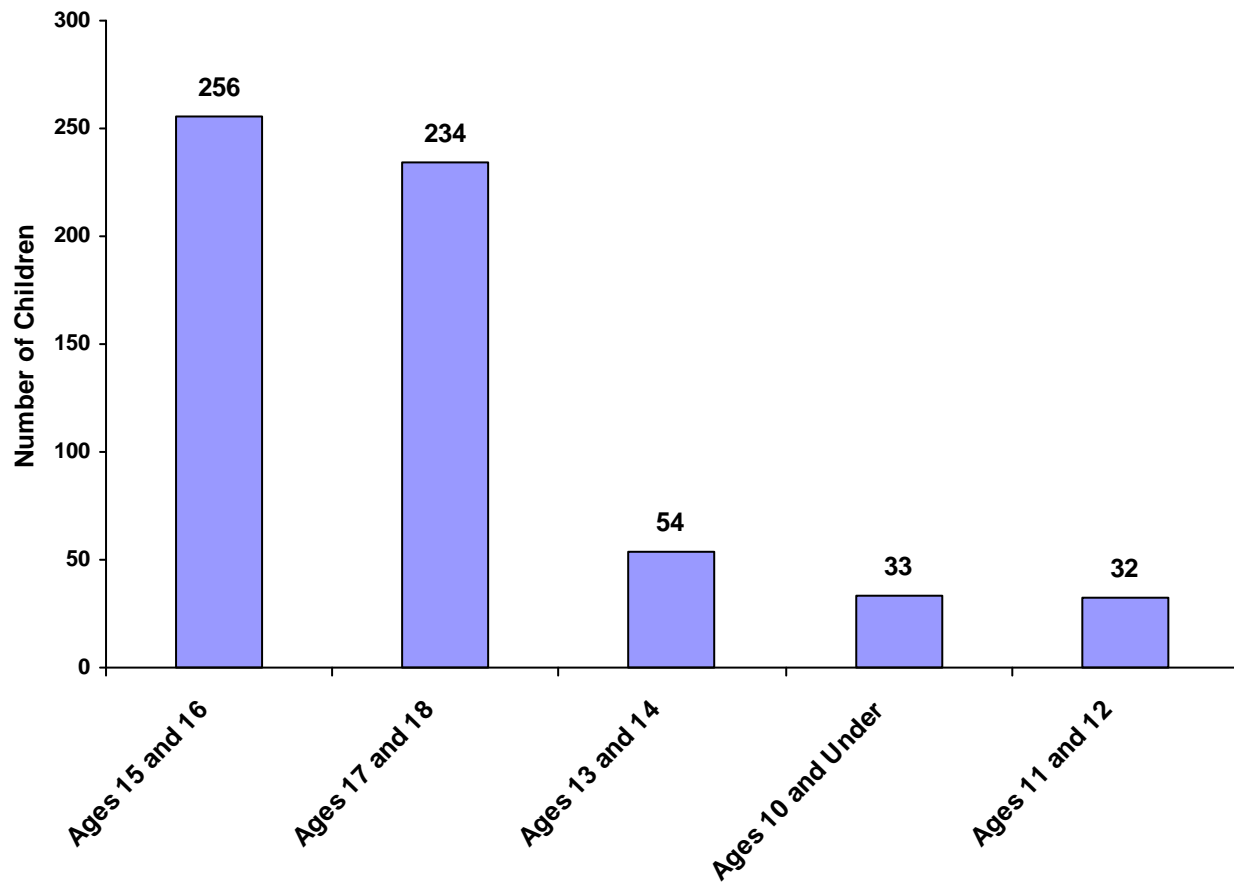


**TENNESSEE COUNCIL OF JUVENILE AND FAMILY COURT JUDGES  
2008 LINCOLN COUNTY JUVENILE COURT STATISTICAL DATA**

**Children Referred by Age Group, Race and Sex for CY 2008**

	White Male	African American Male	Other Race Male	White Female	African American Female	Other Race Female	Unknown Race or Sex	Total	% of All Children Referred
Ages 10 and Under	20	1	1	7	3	1	0	33	5.42%
Ages 11 through 12	15	2	0	14	1	0	0	32	5.25%
Ages 13 through 14	26	5	0	14	7	1	1	54	8.87%
Ages 15 through 16	132	21	1	92	9	1	0	256	42.04%
Ages 17 through 18	123	17	0	85	9	0	0	234	38.42%
Ages 19 and Over	0	0	0	0	0	0	0	0	0.00%
<b>Total</b>	<b>316</b>	<b>46</b>	<b>2</b>	<b>212</b>	<b>29</b>	<b>3</b>	<b>1</b>	<b>609</b>	

**Total Children by Age Group**

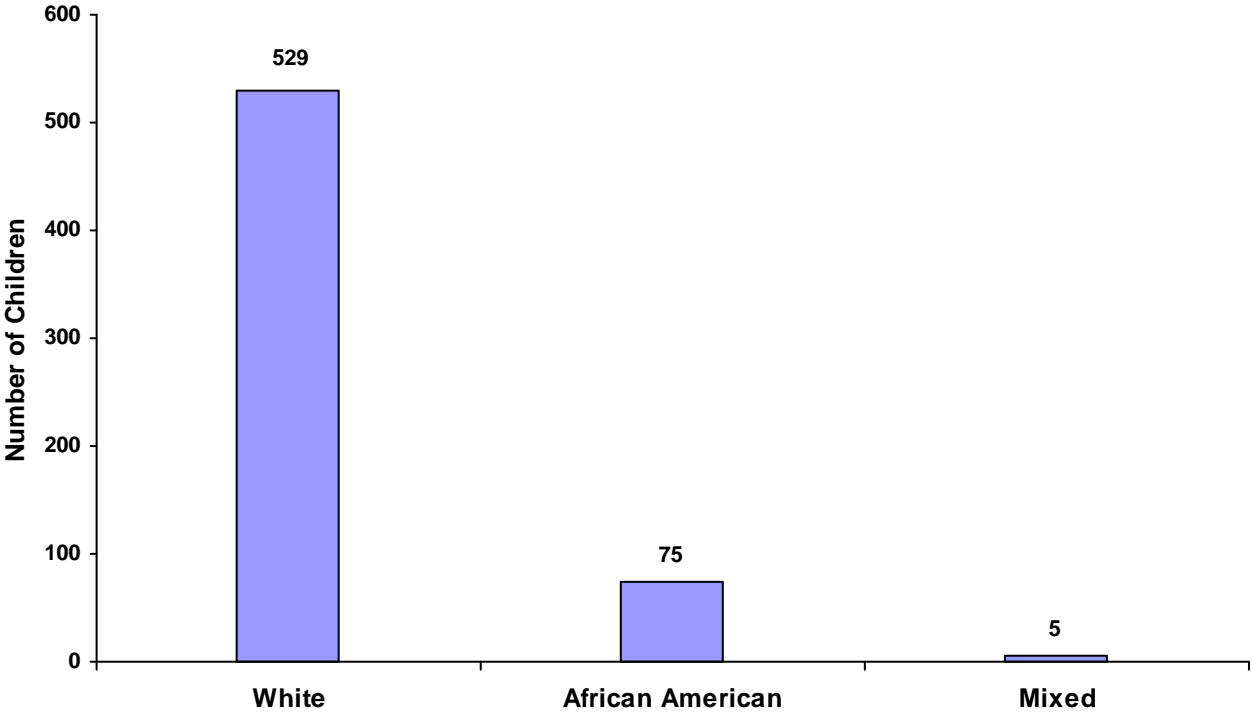


**TENNESSEE COUNCIL OF JUVENILE AND FAMILY COURT JUDGES  
2008 LINCOLN COUNTY JUVENILE COURT STATISTICAL DATA**

**Children Referred by Race and Sex for CY 2008**

Race	Male	Female	Unknown	Total
White	316	212	1	529
African American	46	29	0	75
Native American	0	0	0	0
Asian	0	0	0	0
Mixed	2	3	0	5
Unknown	0	0	0	0
<b>Total</b>	<b>364</b>	<b>244</b>	<b>1</b>	<b>609</b>

**Total Children by Race**

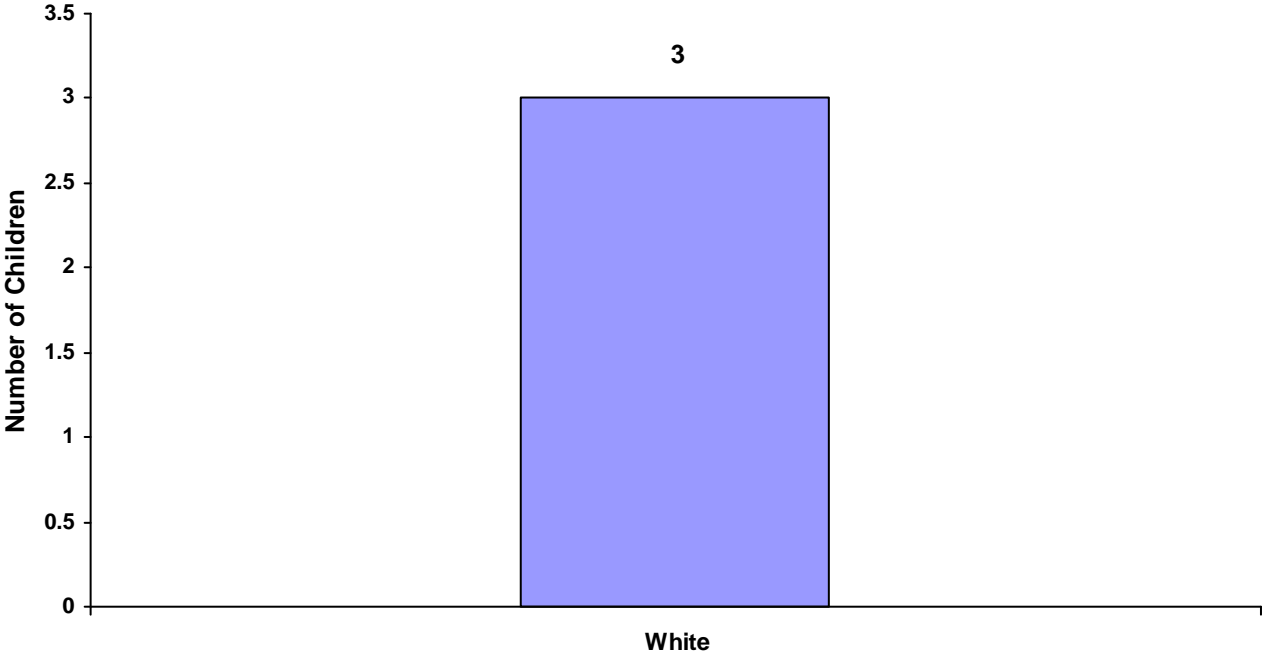


**TENNESSEE COUNCIL OF JUVENILE AND FAMILY COURT JUDGES  
2008 LINCOLN COUNTY JUVENILE COURT STATISTICAL DATA**

**Children of Hispanic Origin by Race and Sex for CY 2008**

<b>Race</b>	<b>Male</b>	<b>Female</b>	<b>Unknown</b>	<b>Total</b>
<b>White</b>	<b>1</b>	<b>2</b>	<b>0</b>	<b>3</b>
<b>African American</b>	<b>0</b>	<b>0</b>	<b>0</b>	<b>0</b>
<b>Native American</b>	<b>0</b>	<b>0</b>	<b>0</b>	<b>0</b>
<b>Asian</b>	<b>0</b>	<b>0</b>	<b>0</b>	<b>0</b>
<b>Mixed</b>	<b>0</b>	<b>0</b>	<b>0</b>	<b>0</b>
<b>Unknown</b>	<b>0</b>	<b>0</b>	<b>0</b>	<b>0</b>
<b>Total</b>	<b>1</b>	<b>2</b>	<b>0</b>	<b>3</b>

**Total Children of Hispanic Origin by Race**



**TENNESSEE COUNCIL OF JUVENILE AND FAMILY COURT JUDGES  
2008 LINCOLN COUNTY JUVENILE COURT STATISTICAL DATA**

**Referrals by Type of Offense, Age Group, Race and Sex for CY 2008**

	White Male	African American Male	Other Race Male	White Female	African American Female	Other Race Female	Unknown Race or Sex	Total
<b>Delinquent</b>								
Ages 10 and Under	14	1	1	1	0	1	0	18
Ages 11 through 12	16	3	0	19	0	0	0	38
Ages 13 through 14	14	3	0	9	3	1	1	31
Ages 15 through 16	145	25	1	93	11	1	0	276
Ages 17 through 18	167	19	0	95	10	0	0	291
Ages 19 and Over	0	0	0	0	0	0	0	0
<b>Total</b>	<b>356</b>	<b>51</b>	<b>2</b>	<b>217</b>	<b>24</b>	<b>3</b>	<b>1</b>	<b>654</b>
<b>Status</b>								
Ages 10 and Under	9	0	0	6	3	0	0	18
Ages 11 through 12	8	1	0	5	1	0	0	15
Ages 13 through 14	14	1	0	10	4	0	1	30
Ages 15 through 16	45	2	0	29	1	1	0	78
Ages 17 through 18	26	5	0	17	4	0	0	52
Ages 19 and Over	0	0	0	0	0	0	0	0
<b>Total</b>	<b>102</b>	<b>9</b>	<b>0</b>	<b>67</b>	<b>13</b>	<b>1</b>	<b>1</b>	<b>193</b>
<b>Dependency and Neglect</b>								
Ages 10 and Under	0	0	0	0	0	0	0	0
Ages 11 through 12	0	0	0	0	0	0	0	0
Ages 13 through 14	0	0	0	0	0	0	0	0
Ages 15 through 16	0	0	0	0	0	0	0	0
Ages 17 through 18	0	0	0	0	0	0	0	0
Ages 19 and Over	0	0	0	0	0	0	0	0
<b>Total</b>	<b>0</b>	<b>0</b>	<b>0</b>	<b>0</b>	<b>0</b>	<b>0</b>	<b>0</b>	<b>0</b>
<b>Other Violations</b>								
Ages 10 and Under	0	0	0	0	0	0	0	0
Ages 11 through 12	0	0	0	0	0	0	0	0
Ages 13 through 14	0	0	0	0	0	0	0	0
Ages 15 through 16	0	0	0	0	0	0	0	0
Ages 17 through 18	0	0	0	0	0	0	0	0
Ages 19 and Over	0	0	0	0	0	0	0	0
<b>Total</b>	<b>0</b>	<b>0</b>	<b>0</b>	<b>0</b>	<b>0</b>	<b>0</b>	<b>0</b>	<b>0</b>

**TENNESSEE COUNCIL OF JUVENILE AND FAMILY COURT JUDGES  
2008 LINCOLN COUNTY JUVENILE COURT STATISTICAL DATA**

**Referrals by Type of Offense, Age Group, Race and Sex for CY 2008**

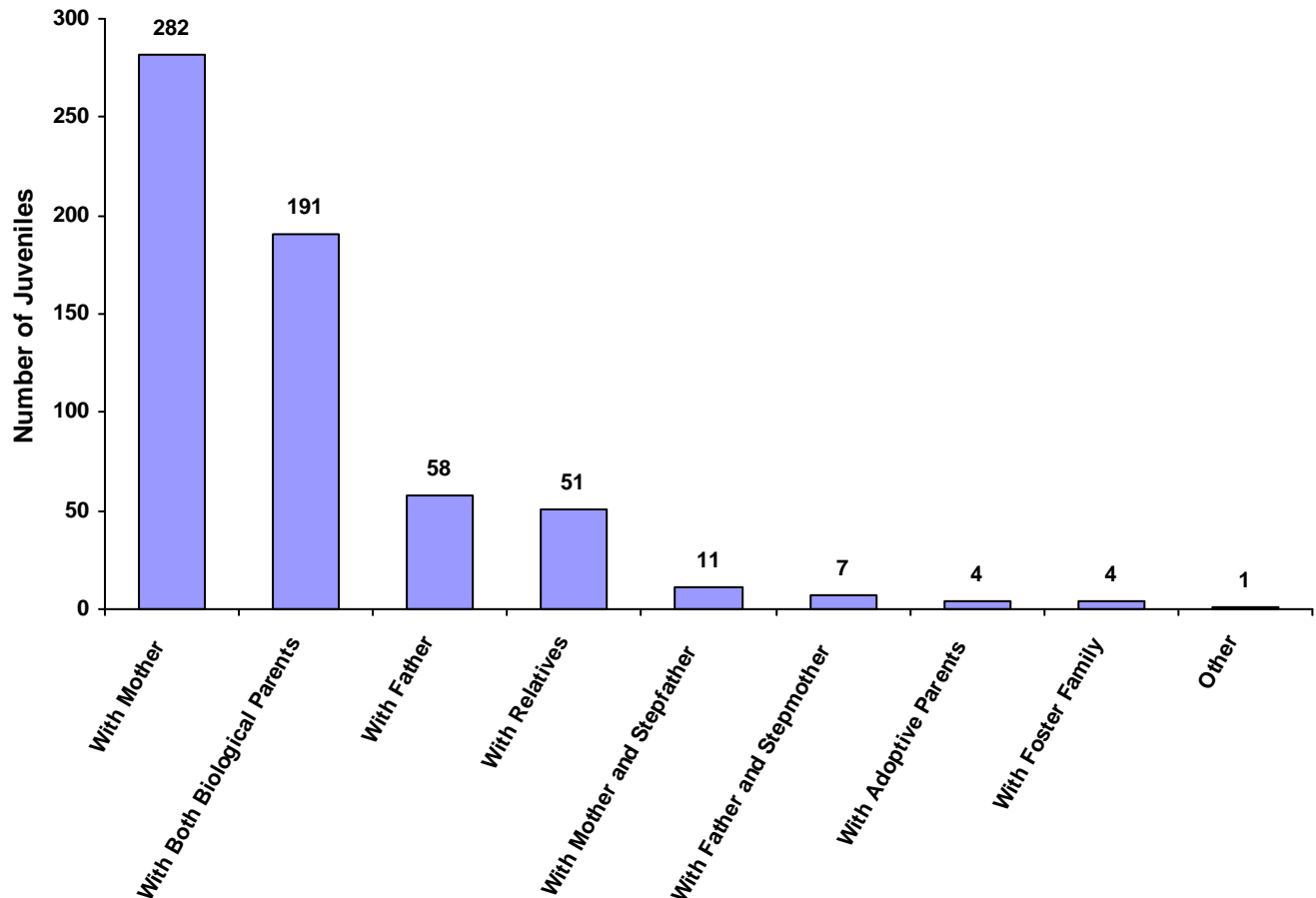
	White Male	African American Male	Other Race Male	White Female	African American Female	Other Race Female	Unknown Race or Sex	Total
<b>Special Proceedings</b>								
Ages 10 and Under	0	0	0	0	0	0	0	0
Ages 11 through 12	0	0	0	0	0	0	0	0
Ages 13 through 14	0	0	0	0	0	0	0	0
Ages 15 through 16	0	0	0	0	0	0	0	0
Ages 17 through 18	0	0	0	0	0	0	0	0
Ages 19 and Over	0	0	0	0	0	0	0	0
<b>Total</b>	<b>0</b>	<b>0</b>	<b>0</b>	<b>0</b>	<b>0</b>	<b>0</b>	<b>0</b>	<b>0</b>
<b>Other</b>								
Ages 10 and Under	1	0	0	0	0	0	0	1
Ages 11 through 12	1	0	0	0	0	0	0	1
Ages 13 through 14	3	1	0	0	0	1	0	5
Ages 15 through 16	8	0	0	0	0	0	0	8
Ages 17 through 18	6	2	0	0	0	0	0	8
Ages 19 and Over	0	0	0	0	0	0	0	0
<b>Total</b>	<b>19</b>	<b>3</b>	<b>0</b>	<b>0</b>	<b>0</b>	<b>1</b>	<b>0</b>	<b>23</b>
<b>Grand Total</b>	<b>477</b>	<b>63</b>	<b>2</b>	<b>284</b>	<b>37</b>	<b>5</b>	<b>2</b>	<b>870</b>

**TENNESSEE COUNCIL OF JUVENILE AND FAMILY COURT JUDGES  
2008 LINCOLN COUNTY JUVENILE COURT STATISTICAL DATA**

**Living Arrangement of Juveniles by Race and Sex for CY 2008**

	White Male	African American Male	Other Race Male	White Female	African American Female	Other Race Female	Unknown Race or Sex	Total	% of All Children Referred
With Both Biological Parents	113	7	0	66	5	0	0	191	31.36%
With Father and Stepmother	4	0	0	3	0	0	0	7	1.15%
With Mother and Stepfather	9	0	0	2	0	0	0	11	1.81%
With Mother	141	27	2	96	14	2	0	282	46.31%
With Father	32	3	0	21	1	0	1	58	9.52%
With Relatives	15	9	0	18	8	1	0	51	8.37%
With Adoptive Parents	1	0	0	3	0	0	0	4	0.66%
With Foster Family	0	0	0	3	1	0	0	4	0.66%
In a Group Home	0	0	0	0	0	0	0	0	0.00%
In a Residential Center	0	0	0	0	0	0	0	0	0.00%
In an Institution	0	0	0	0	0	0	0	0	0.00%
Independent	0	0	0	0	0	0	0	0	0.00%
Unknown	0	0	0	0	0	0	0	0	0.00%
Other	1	0	0	0	0	0	0	1	0.16%
<b>Totals</b>	<b>316</b>	<b>46</b>	<b>2</b>	<b>212</b>	<b>29</b>	<b>3</b>	<b>1</b>	<b>609</b>	

**Living Arrangement of Juveniles**





**TENNESSEE COUNCIL OF JUVENILE AND FAMILY COURT JUDGES  
2008 LINCOLN COUNTY JUVENILE COURT STATISTICAL DATA**

**Last Grade Completed by Children by Race and Sex for CY 2008**

	White Male	African American Male	Other Race Male	White Female	African American Female	Other Race Female	Unknown Race or Sex	Total	% of All Children Referred
Too Young for School	0	0	0	0	0	0	0	0	0.00%
Preschool	0	0	0	0	0	0	0	0	0.00%
Kindergarten	1	0	0	1	0	0	0	2	0.33%
1st Grade	4	1	0	0	1	0	0	6	0.99%
2nd Grade	2	0	0	4	1	0	0	7	1.15%
3rd Grade	5	0	0	2	1	1	0	9	1.48%
4th Grade	5	0	0	3	0	0	0	8	1.31%
5th Grade	8	0	0	4	0	0	0	12	1.97%
6th Grade	4	2	1	8	1	0	0	16	2.63%
7th Grade	17	3	0	2	4	0	1	27	4.43%
8th Grade	17	5	0	11	2	1	0	36	5.91%
9th Grade	38	5	0	22	5	0	0	70	11.49%
10th Grade	62	15	1	33	5	1	0	117	19.21%
11th Grade	91	11	0	79	6	0	0	187	30.71%
12th Grade	61	4	0	43	3	0	0	111	18.23%
Non-Graded Special Ed	0	0	0	0	0	0	0	0	0.00%
GED	0	0	0	0	0	0	0	0	0.00%
Graduated	0	0	0	0	0	0	0	0	0.00%
Never Attended School	1	0	0	0	0	0	0	1	0.16%
Unknown	0	0	0	0	0	0	0	0	0.00%
Other	0	0	0	0	0	0	0	0	0.00%
<b>Totals</b>	<b>316</b>	<b>46</b>	<b>2</b>	<b>212</b>	<b>29</b>	<b>3</b>	<b>1</b>	<b>609</b>	

**Children Enrolled in School**

	Children	% of All Children
Enrolled	604	99.18%
Not Enrolled	4	0.66%
Unknown	1	0.16%
	<b>609</b>	

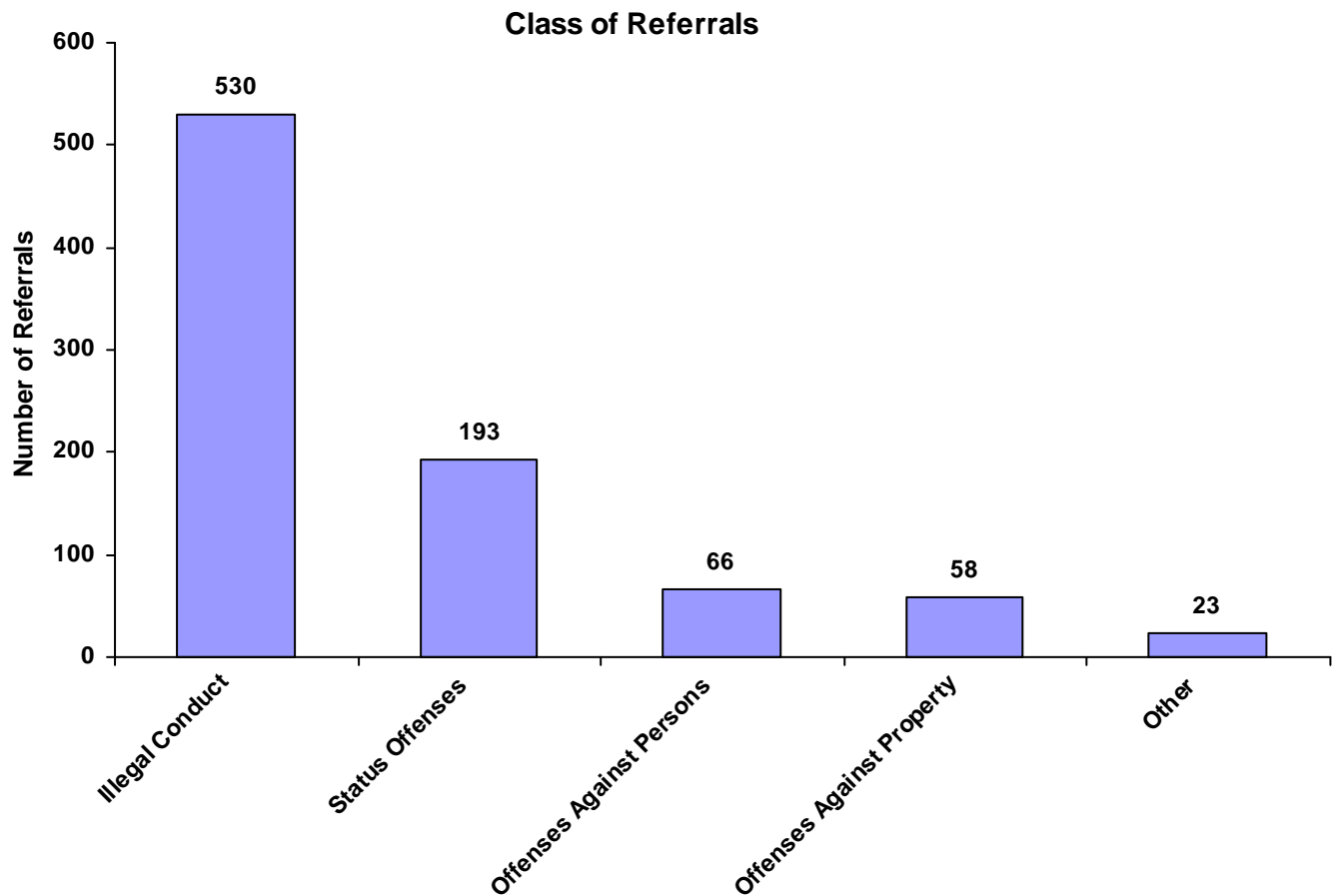
**Children Enrolled in Special Education**

	Children	% of All Children
Enrolled	36	5.91%
Not Enrolled	573	94.09%
Unknown	0	0.00%
	<b>609</b>	

**TENNESSEE COUNCIL OF JUVENILE AND FAMILY COURT JUDGES  
2008 LINCOLN COUNTY JUVENILE COURT STATISTICAL DATA**

**Class of Referrals by Race and Sex for CY 2008**

	White Male	African American Male	Other Race Male	White Female	African American Female	Other Race Female	Unknown Race or Sex	Total	% of Total Referrals
Offenses Against Persons	34	11	2	15	3	1	0	66	7.59%
Offenses Against Property	29	6	0	16	5	2	0	58	6.67%
Illegal Conduct	293	34	0	186	16	0	1	530	60.92%
Status Offenses	102	9	0	67	13	1	1	193	22.18%
Dependency/Neglect	0	0	0	0	0	0	0	0	0.00%
Other Violation Proceedings	0	0	0	0	0	0	0	0	0.00%
Parentage	0	0	0	0	0	0	0	0	0.00%
Special Proceedings	0	0	0	0	0	0	0	0	0.00%
Other	19	3	0	0	0	1	0	23	2.64%
<b>Totals</b>	<b>477</b>	<b>63</b>	<b>2</b>	<b>284</b>	<b>37</b>	<b>5</b>	<b>2</b>	<b>870</b>	



**TENNESSEE COUNCIL OF JUVENILE AND FAMILY COURT JUDGES  
2008 LINCOLN COUNTY JUVENILE COURT STATISTICAL DATA**

**Referrals by Class and Type Of Offense by Race and Sex for CY 2008**

	<b>White Male</b>	<b>African American Male</b>	<b>Other Race Male</b>	<b>White Female</b>	<b>African American Female</b>	<b>Other Race Female</b>	<b>Unknown Race or Sex</b>	<b>Total</b>
<b><u>Offenses Against Persons</u></b>								
Assault	21	7	2	13	2	0	0	<b>45</b>
Aggravated Assault	6	0	0	1	1	0	0	<b>8</b>
Reckless Endangerment	4	2	0	1	0	0	0	<b>7</b>
Aggravated Sexual Battery	1	1	0	0	0	0	0	<b>2</b>
Other Sexual Offenses	2	0	0	0	0	0	0	<b>2</b>
Aggravated Robbery	0	0	0	0	0	1	0	<b>1</b>
Rape	0	1	0	0	0	0	0	<b>1</b>
Criminal Homicide	0	0	0	0	0	0	0	<b>0</b>
1st Degree Murder	0	0	0	0	0	0	0	<b>0</b>
2nd Degree Murder	0	0	0	0	0	0	0	<b>0</b>
Aggravated Rape	0	0	0	0	0	0	0	<b>0</b>
Rape of a Child	0	0	0	0	0	0	0	<b>0</b>
Aggravated Vehicular Homicide	0	0	0	0	0	0	0	<b>0</b>
Esp. Aggravated Robbery	0	0	0	0	0	0	0	<b>0</b>
Esp. Aggravated Kidnapping	0	0	0	0	0	0	0	<b>0</b>
Aggravated Kidnapping	0	0	0	0	0	0	0	<b>0</b>
Aggravated Child Abuse / Neglect	0	0	0	0	0	0	0	<b>0</b>
Voluntary Manslaughter	0	0	0	0	0	0	0	<b>0</b>
Vehicular Homicide	0	0	0	0	0	0	0	<b>0</b>
Sexual Abuse of a Child	0	0	0	0	0	0	0	<b>0</b>
Robbery	0	0	0	0	0	0	0	<b>0</b>
Criminally Negligent Homicide	0	0	0	0	0	0	0	<b>0</b>
Attempted Crime Against a Person	0	0	0	0	0	0	0	<b>0</b>
<b>Totals</b>	<b>34</b>	<b>11</b>	<b>2</b>	<b>15</b>	<b>3</b>	<b>1</b>	<b>0</b>	<b>66</b>
<b><u>Offenses Against Property</u></b>								
Theft of Property	13	4	0	10	5	1	0	<b>33</b>
Vandalism	14	2	0	3	0	1	0	<b>20</b>
Forgery	0	0	0	2	0	0	0	<b>2</b>
Burglary	2	0	0	0	0	0	0	<b>2</b>
Arson	0	0	0	1	0	0	0	<b>1</b>
Aggravated Arson	0	0	0	0	0	0	0	<b>0</b>
Aggravated Burglary	0	0	0	0	0	0	0	<b>0</b>
Worthless Checks	0	0	0	0	0	0	0	<b>0</b>
Illegal Poss/Use of Credit/Debit Cards	0	0	0	0	0	0	0	<b>0</b>
Unauthorized Use of a Vehicle	0	0	0	0	0	0	0	<b>0</b>
Cruelty to Animals	0	0	0	0	0	0	0	<b>0</b>
<b>Totals</b>	<b>29</b>	<b>6</b>	<b>0</b>	<b>16</b>	<b>5</b>	<b>2</b>	<b>0</b>	<b>58</b>

**TENNESSEE COUNCIL OF JUVENILE AND FAMILY COURT JUDGES  
2008 LINCOLN COUNTY JUVENILE COURT STATISTICAL DATA**

**Referrals by Class and Type Of Offense by Race and Sex for CY 2008**

	White Male	African American Male	Other Race Male	White Female	African American Female	Other Race Female	Unknown Race or Sex	Total
<b><u>Illegal Conduct</u></b>								
Traffic	170	9	0	126	10	0	0	315
Possession/Consumption of Alcohol	23	1	0	9	0	0	0	33
Possession of Controlled Substances	15	1	0	16	0	0	0	32
Disorderly Conduct	18	3	0	8	1	0	1	31
Violation of Probation	20	1	0	5	3	0	0	29
Contempt of Court	4	11	0	7	2	0	0	24
Failure to Appear	9	1	0	1	0	0	0	11
Criminal Trespass	7	0	0	4	0	0	0	11
Other Drug Offenses	4	0	0	2	0	0	0	6
Unlawful Carrying / Poss of a Weapon	2	4	0	0	0	0	0	6
Carrying Weapons on School Property	4	0	0	1	0	0	0	5
Filing a False Police Report	2	0	0	3	0	0	0	5
Public Intoxication	4	0	0	1	0	0	0	5
Driving Under Influence (DUI)	4	0	0	0	0	0	0	4
Violation of Wildlife Regulations	4	0	0	0	0	0	0	4
Sale of Controlled Substances	0	3	0	0	0	0	0	3
Resist Stop/Frisk/Halt/Arrest/Search	2	0	0	1	0	0	0	3
Evading Arrest	0	0	0	2	0	0	0	2
Escape	1	0	0	0	0	0	0	1
Criminal Attempt	0	0	0	0	0	0	0	0
Aggravated Criminal Trespass	0	0	0	0	0	0	0	0
Harassment	0	0	0	0	0	0	0	0
Criminal Impersonation	0	0	0	0	0	0	0	0
Gambling	0	0	0	0	0	0	0	0
Local Ordinances	0	0	0	0	0	0	0	0
Violation of Aftercare	0	0	0	0	0	0	0	0
<b>Totals</b>	<b>293</b>	<b>34</b>	<b>0</b>	<b>186</b>	<b>16</b>	<b>0</b>	<b>1</b>	<b>530</b>
<b><u>Status Offenses</u></b>								
Truancy	31	5	0	26	4	0	0	66
Possession of Tobacco Products	38	1	0	5	0	0	0	44
Violation of a Valid Court Order	10	3	0	13	4	0	1	31
Unruly Behavior	13	0	0	11	4	1	0	29
Violation of Curfew	8	0	0	7	0	0	0	15
In-State Runaway	1	0	0	5	1	0	0	7
Out-of-State Runaway	1	0	0	0	0	0	0	1
<b>Totals</b>	<b>102</b>	<b>9</b>	<b>0</b>	<b>67</b>	<b>13</b>	<b>1</b>	<b>1</b>	<b>193</b>
<b><u>Dependency/Neglect</u></b>								
Sexually Abused Child	0	0	0	0	0	0	0	0
Physically Abused Child	0	0	0	0	0	0	0	0
Dependency / Neglect	0	0	0	0	0	0	0	0
Termination of Parental Rights	0	0	0	0	0	0	0	0
<b>Totals</b>	<b>0</b>	<b>0</b>	<b>0</b>	<b>0</b>	<b>0</b>	<b>0</b>	<b>0</b>	<b>0</b>

**TENNESSEE COUNCIL OF JUVENILE AND FAMILY COURT JUDGES  
2008 LINCOLN COUNTY JUVENILE COURT STATISTICAL DATA**

**Referrals by Class and Type Of Offense by Race and Sex for CY 2008**

	White Male	African American Male	Other Race Male	White Female	African American Female	Other Race Female	Unknown Race or Sex	Total
<b><u>Other Violation Proceedings</u></b>								
Violation of Pretrial Diversion	0	0	0	0	0	0	0	0
Violation of Informal Adjustment	0	0	0	0	0	0	0	0
<b>Totals</b>	<b>0</b>	<b>0</b>	<b>0</b>	<b>0</b>	<b>0</b>	<b>0</b>	<b>0</b>	<b>0</b>
<b><u>Parentage</u></b>								
Custody	0	0	0	0	0	0	0	0
Visitation	0	0	0	0	0	0	0	0
Paternity / Legitimation	0	0	0	0	0	0	0	0
Child Support	0	0	0	0	0	0	0	0
<b>Totals</b>	<b>0</b>	<b>0</b>	<b>0</b>	<b>0</b>	<b>0</b>	<b>0</b>	<b>0</b>	<b>0</b>
<b><u>Special Proceedings</u></b>								
Judicial Review	0	0	0	0	0	0	0	0
Administrative Review	0	0	0	0	0	0	0	0
Foster Care Review	0	0	0	0	0	0	0	0
Request for Medical Treatment	0	0	0	0	0	0	0	0
Consent to Marry	0	0	0	0	0	0	0	0
<b>Totals</b>	<b>0</b>	<b>0</b>	<b>0</b>	<b>0</b>	<b>0</b>	<b>0</b>	<b>0</b>	<b>0</b>
<b><u>Other</u></b>								
Other	19	3	0	0	0	1	0	23
<b>Totals</b>	<b>19</b>	<b>3</b>	<b>0</b>	<b>0</b>	<b>0</b>	<b>1</b>	<b>0</b>	<b>23</b>
<b>All Referral Totals</b>	<b>477</b>	<b>63</b>	<b>2</b>	<b>284</b>	<b>37</b>	<b>5</b>	<b>2</b>	<b>870</b>

**TENNESSEE COUNCIL OF JUVENILE AND FAMILY COURT JUDGES  
2008 LINCOLN COUNTY JUVENILE COURT STATISTICAL DATA**

**Referral Reasons by Type of Offense, Race and Sex for CY 2008**

	White Male	African American Male	Other Race Male	White Female	African American Female	Other Race Female	Unknown Race or Sex	Total
<b>Delinquent</b>								
Traffic	170	9	0	126	10	0	0	315
Assault	21	7	2	13	2	0	0	45
Theft of Property	13	4	0	10	5	1	0	33
Possession/Consumption of Alcohol	23	1	0	9	0	0	0	33
Possession of Controlled Substances	15	1	0	16	0	0	0	32
Disorderly Conduct	18	3	0	8	1	0	1	31
Violation of Probation	20	1	0	5	3	0	0	29
Contempt of Court	4	11	0	7	2	0	0	24
Vandalism	14	2	0	3	0	1	0	20
Failure to Appear	9	1	0	1	0	0	0	11
Criminal Trespass	7	0	0	4	0	0	0	11
Aggravated Assault	6	0	0	1	1	0	0	8
Reckless Endangerment	4	2	0	1	0	0	0	7
Other Drug Offenses	4	0	0	2	0	0	0	6
Unlawful Carrying / Poss of a Weapon	2	4	0	0	0	0	0	6
Carrying Weapons on School Property	4	0	0	1	0	0	0	5
Filing a False Police Report	2	0	0	3	0	0	0	5
Public Intoxication	4	0	0	1	0	0	0	5
Driving Under Influence (DUI)	4	0	0	0	0	0	0	4
Violation of Wildlife Regulations	4	0	0	0	0	0	0	4
Sale of Controlled Substances	0	3	0	0	0	0	0	3
Resist Stop/Frisk/Halt/Arrest/Search	2	0	0	1	0	0	0	3
Aggravated Sexual Battery	1	1	0	0	0	0	0	2
Other Sexual Offenses	2	0	0	0	0	0	0	2
Forgery	0	0	0	2	0	0	0	2
Burglary	2	0	0	0	0	0	0	2
Evading Arrest	0	0	0	2	0	0	0	2
Aggravated Robbery	0	0	0	0	0	1	0	1
Rape	0	1	0	0	0	0	0	1
Arson	0	0	0	1	0	0	0	1
Escape	1	0	0	0	0	0	0	1
Criminal Homicide	0	0	0	0	0	0	0	0
1st Degree Murder	0	0	0	0	0	0	0	0
2nd Degree Murder	0	0	0	0	0	0	0	0
Aggravated Rape	0	0	0	0	0	0	0	0
Rape of a Child	0	0	0	0	0	0	0	0
Aggravated Vehicular Homicide	0	0	0	0	0	0	0	0
Esp. Aggravated Robbery	0	0	0	0	0	0	0	0
Esp. Aggravated Kidnapping	0	0	0	0	0	0	0	0
Aggravated Kidnapping	0	0	0	0	0	0	0	0
Aggravated Child Abuse / Neglect	0	0	0	0	0	0	0	0
Voluntary Manslaughter	0	0	0	0	0	0	0	0
Vehicular Homicide	0	0	0	0	0	0	0	0
Sexual Abuse of a Child	0	0	0	0	0	0	0	0
Robbery	0	0	0	0	0	0	0	0
Criminally Negligent Homicide	0	0	0	0	0	0	0	0
Attempted Crime Against a Person	0	0	0	0	0	0	0	0
Aggravated Arson	0	0	0	0	0	0	0	0
Aggravated Burglary	0	0	0	0	0	0	0	0
Worthless Checks	0	0	0	0	0	0	0	0
Illegal Poss/Use of Credit/Debit Cards	0	0	0	0	0	0	0	0
Unauthorized Use of a Vehicle	0	0	0	0	0	0	0	0

**TENNESSEE COUNCIL OF JUVENILE AND FAMILY COURT JUDGES  
2008 LINCOLN COUNTY JUVENILE COURT STATISTICAL DATA**

**Referral Reasons by Type of Offense, Race and Sex for CY 2008**

	White Male	African American Male	Other Race Male	White Female	African American Female	Other Race Female	Unknown Race or Sex	Total
<b><u>Delinquent</u></b>								
Cruelty to Animals	0	0	0	0	0	0	0	0
Criminal Attempt	0	0	0	0	0	0	0	0
Aggravated Criminal Trespass	0	0	0	0	0	0	0	0
Harassment	0	0	0	0	0	0	0	0
Criminal Impersonation	0	0	0	0	0	0	0	0
Gambling	0	0	0	0	0	0	0	0
Local Ordinances	0	0	0	0	0	0	0	0
Violation of Aftercare	0	0	0	0	0	0	0	0
<b>Totals</b>	<b>356</b>	<b>51</b>	<b>2</b>	<b>217</b>	<b>24</b>	<b>3</b>	<b>1</b>	<b>654</b>
<b><u>Status</u></b>								
Truancy	31	5	0	26	4	0	0	66
Possession of Tobacco Products	38	1	0	5	0	0	0	44
Violation of a Valid Court Order	10	3	0	13	4	0	1	31
Unruly Behavior	13	0	0	11	4	1	0	29
Violation of Curfew	8	0	0	7	0	0	0	15
In-State Runaway	1	0	0	5	1	0	0	7
Out-of-State Runaway	1	0	0	0	0	0	0	1
<b>Totals</b>	<b>102</b>	<b>9</b>	<b>0</b>	<b>67</b>	<b>13</b>	<b>1</b>	<b>1</b>	<b>193</b>
<b><u>Dependency and Neglect</u></b>								
Sexually Abused Child	0	0	0	0	0	0	0	0
Physically Abused Child	0	0	0	0	0	0	0	0
Dependency / Neglect	0	0	0	0	0	0	0	0
Termination of Parental Rights	0	0	0	0	0	0	0	0
<b>Totals</b>	<b>0</b>	<b>0</b>	<b>0</b>	<b>0</b>	<b>0</b>	<b>0</b>	<b>0</b>	<b>0</b>
<b><u>Other Violations</u></b>								
Violation of Pretrial Diversion	0	0	0	0	0	0	0	0
Violation of Informal Adjustment	0	0	0	0	0	0	0	0
<b>Totals</b>	<b>0</b>	<b>0</b>	<b>0</b>	<b>0</b>	<b>0</b>	<b>0</b>	<b>0</b>	<b>0</b>
<b><u>Special Proceedings</u></b>								
Judicial Review	0	0	0	0	0	0	0	0
Administrative Review	0	0	0	0	0	0	0	0
Foster Care Review	0	0	0	0	0	0	0	0
Custody	0	0	0	0	0	0	0	0
Visitation	0	0	0	0	0	0	0	0
Paternity / Legitimation	0	0	0	0	0	0	0	0
Child Support	0	0	0	0	0	0	0	0
Request for Medical Treatment	0	0	0	0	0	0	0	0
Consent to Marry	0	0	0	0	0	0	0	0
<b>Totals</b>	<b>0</b>	<b>0</b>	<b>0</b>	<b>0</b>	<b>0</b>	<b>0</b>	<b>0</b>	<b>0</b>
<b><u>Other</u></b>								
Other	19	3	0	0	0	1	0	23
<b>Totals</b>	<b>19</b>	<b>3</b>	<b>0</b>	<b>0</b>	<b>0</b>	<b>1</b>	<b>0</b>	<b>23</b>
<b>All Referral Totals</b>	<b>477</b>	<b>63</b>	<b>2</b>	<b>284</b>	<b>37</b>	<b>5</b>	<b>2</b>	<b>870</b>

**TENNESSEE COUNCIL OF JUVENILE AND FAMILY COURT JUDGES  
2008 LINCOLN COUNTY JUVENILE COURT STATISTICAL DATA**

**Top 4 Referral Reasons by Race and Sex for CY 2008**

<b>Sex</b>	<b>Race</b>	<b>Referral Reason</b>	<b>Total</b>
<b>Male</b>			
	White	1. Traffic	<b>170</b>
		2. Possession of Tobacco Products	<b>38</b>
		3. Truancy	<b>31</b>
		4. Possession/Consumption of Alcohol	<b>23</b>
	African American	1. Contempt of Court	<b>11</b>
		2. Traffic	<b>9</b>
		3. Assault	<b>7</b>
		4. Truancy	<b>5</b>
	Other Race	1. Assault	<b>2</b>
<b>Female</b>			
	White	1. Traffic	<b>126</b>
		2. Truancy	<b>26</b>
		3. Possession of Controlled Substances	<b>16</b>
		4. Violation of a Valid Court Order	<b>13</b>
	African American	1. Traffic	<b>10</b>
		2. Theft of Property	<b>5</b>
		3. Violation of a Valid Court Order	<b>4</b>
		4. Unruly Behavior	<b>4</b>
	Other Race	1. Aggravated Robbery	<b>1</b>
		2. Other	<b>1</b>
		3. Theft of Property	<b>1</b>
		4. Unruly Behavior	<b>1</b>
<b>Unknown</b>			
	Unknown	1. Violation of a Valid Court Order	<b>1</b>
		2. Disorderly Conduct	<b>1</b>



**TENNESSEE COUNCIL OF JUVENILE AND FAMILY COURT JUDGES  
2008 LINCOLN COUNTY JUVENILE COURT STATISTICAL DATA**

**Top 4 Referral Reasons by Race and Sex and by Type of Offense for CY 2008**

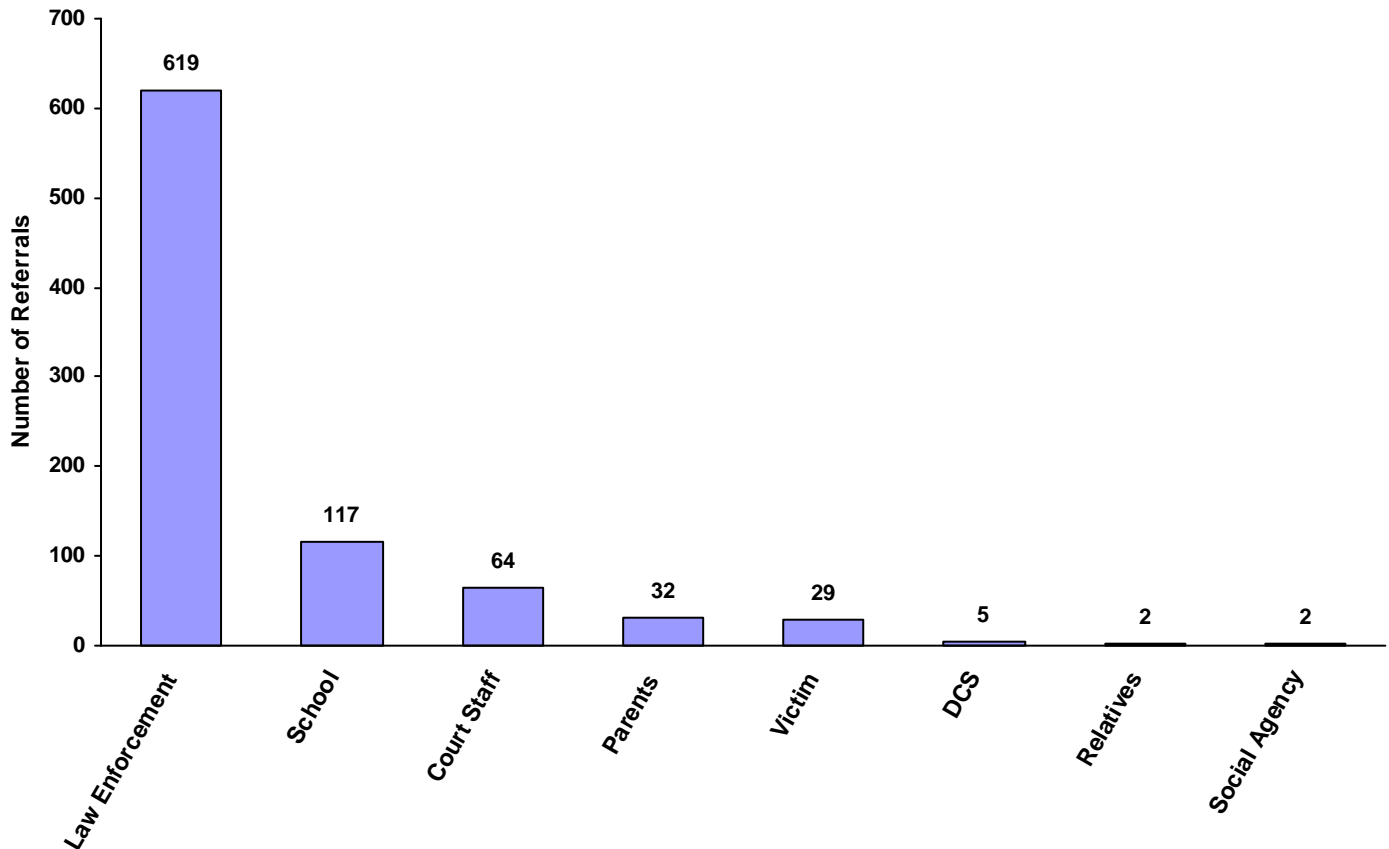
<b>Sex</b>	<b>Race</b>	<b>Referral Type</b>	<b>Referral Reason</b>	<b>Total</b>		
Male	White	Delinquent	1. Traffic	<b>170</b>		
			2. Possession/Consumption of Alcohol	<b>23</b>		
			3. Assault	<b>21</b>		
			4. Violation of Probation	<b>20</b>		
		Status	1. Possession of Tobacco Products	<b>38</b>		
			2. Truancy	<b>31</b>		
			3. Unruly Behavior	<b>13</b>		
		Other	4. Violation of a Valid Court Order	<b>10</b>		
			1. Other	<b>19</b>		
		Male	African American	Delinquent	1. Contempt of Court	<b>11</b>
					2. Traffic	<b>9</b>
					3. Assault	<b>7</b>
4. Unlawful Carrying / Poss of a Weapon	<b>4</b>					
Status	1. Truancy			<b>5</b>		
	2. Violation of a Valid Court Order			<b>3</b>		
	3. Possession of Tobacco Products			<b>1</b>		
Other	1. Other			<b>3</b>		
Male	Other Race			Delinquent	1. Assault	<b>2</b>
Female	White			Delinquent	1. Traffic	<b>126</b>
					2. Possession of Controlled Substances	<b>16</b>
		3. Assault	<b>13</b>			
		4. Theft of Property	<b>10</b>			
		Status	1. Truancy	<b>26</b>		
			2. Violation of a Valid Court Order	<b>13</b>		
			3. Unruly Behavior	<b>11</b>		
			4. Violation of Curfew	<b>7</b>		
		Female	African American	Delinquent	1. Traffic	<b>10</b>
					2. Theft of Property	<b>5</b>
					3. Violation of Probation	<b>3</b>
					4. Contempt of Court	<b>2</b>
Status	1. Truancy			<b>4</b>		
	2. Unruly Behavior			<b>4</b>		
	3. Violation of a Valid Court Order			<b>4</b>		
	4. In-State Runaway			<b>1</b>		
Female	Other Race			Delinquent	1. Aggravated Robbery	<b>1</b>
					2. Theft of Property	<b>1</b>
					3. Vandalism	<b>1</b>
				Status	1. Unruly Behavior	<b>1</b>
		Other	1. Other		<b>1</b>	
		Unknown	Unknown	Delinquent	1. Disorderly Conduct	<b>1</b>
Status	1. Violation of a Valid Court Order			<b>1</b>		

**TENNESSEE COUNCIL OF JUVENILE AND FAMILY COURT JUDGES  
2008 LINCOLN COUNTY JUVENILE COURT STATISTICAL DATA**

**Source of Referrals by Race and Sex for CY 2008**

	White Male	African American Male	Other Race Male	White Female	African American Female	Other Race Female	Unknown Race or Sex	Total	% of Total Referrals
Law Enforcement	351	37	2	208	17	4	0	619	71.15%
Parents	11	0	0	15	5	0	1	32	3.68%
Relatives	0	0	0	1	1	0	0	2	0.23%
Self	0	0	0	0	0	0	0	0	0.00%
School	58	8	0	42	8	0	1	117	13.45%
CSA	0	0	0	0	0	0	0	0	0.00%
DCS	4	0	0	0	1	0	0	5	0.57%
Other State Department	0	0	0	0	0	0	0	0	0.00%
District Attorney's Office	0	0	0	0	0	0	0	0	0.00%
Court Staff	34	12	0	14	4	0	0	64	7.36%
Social Agency	2	0	0	0	0	0	0	2	0.23%
Other Court	0	0	0	0	0	0	0	0	0.00%
Victim	17	6	0	4	1	1	0	29	3.33%
Child & Parent	0	0	0	0	0	0	0	0	0.00%
Hospital	0	0	0	0	0	0	0	0	0.00%
Unknown	0	0	0	0	0	0	0	0	0.00%
Other	0	0	0	0	0	0	0	0	0.00%
<b>Totals</b>	<b>477</b>	<b>63</b>	<b>2</b>	<b>284</b>	<b>37</b>	<b>5</b>	<b>2</b>	<b>870</b>	

**Total Source of Referrals**



**TENNESSEE COUNCIL OF JUVENILE AND FAMILY COURT JUDGES  
2008 LINCOLN COUNTY JUVENILE COURT STATISTICAL DATA**

**Six Most Frequent Referral Reasons by Source, Race and Sex for CY 2008**

	White Male	African American Male	Other Race Male	White Female	African American Female	Other Race Female	Unknown Race or Sex	Total
<b><u>Law Enforcement</u></b>								
1. Traffic	169	9	0	126	8	0	0	312
2. Possession / Consumption of Alcohol	23	1	0	9	0	0	0	33
3. Possession of Controlled Substances	14	1	0	16	0	0	0	31
4. Theft of Property	11	3	0	9	5	1	0	29
5. Assault	13	3	2	5	1	0	0	24
6. Disorderly Conduct	15	3	0	5	0	0	0	23
<b><u>Parents</u></b>								
1. Unruly Behavior	4	0	0	6	1	0	0	11
2. Assault	2	0	0	6	0	0	0	8
3. Vandalism	3	0	0	1	0	0	0	4
4. Disorderly Conduct	0	0	0	2	0	0	1	3
5. Traffic	0	0	0	0	2	0	0	2
6. Aggravated Assault	0	0	0	0	1	0	0	1
<b><u>Relatives</u></b>								
1. Unruly Behavior	0	0	0	1	1	0	0	2
2. NO REFERRAL SUBMITTED	0	0	0	0	0	0	0	0
<b><u>Self</u></b>								
1. NO REFERRAL SUBMITTED	0	0	0	0	0	0	0	0
<b><u>School</u></b>								
1. Truancy	31	5	0	26	4	0	0	66
2. Violation of a Valid Court Order	10	3	0	11	3	0	1	28
3. Possession of Tobacco Products	17	0	0	4	0	0	0	21
4. Disorderly Conduct	0	0	0	1	1	0	0	2
5. NO REFERRAL SUBMITTED	0	0	0	0	0	0	0	0
<b><u>Community Service Agencies</u></b>								
1. NO REFERRAL SUBMITTED	0	0	0	0	0	0	0	0
<b><u>Department of Children's Services</u></b>								
1. Violation of Probation	3	0	0	0	1	0	0	4
2. In-State Runaway	1	0	0	0	0	0	0	1
3. NO REFERRAL SUBMITTED	0	0	0	0	0	0	0	0
<b><u>Other State Department</u></b>								
1. NO REFERRAL SUBMITTED	0	0	0	0	0	0	0	0
<b><u>District Attorney's Office</u></b>								
1. NO REFERRAL SUBMITTED	0	0	0	0	0	0	0	0

**TENNESSEE COUNCIL OF JUVENILE AND FAMILY COURT JUDGES  
2008 LINCOLN COUNTY JUVENILE COURT STATISTICAL DATA**

**Six Most Frequent Referral Reasons by Source, Race and Sex for CY 2008**

	White Male	African American Male	Other Race Male	White Female	African American Female	Other Race Female	Unknown Race or Sex	Total
<b><u>Court Staff</u></b>								
1. Violation of Probation	17	1	0	5	2	0	0	25
2. Contempt of Court	3	10	0	7	2	0	0	22
3. Failure to Appear	9	1	0	1	0	0	0	11
4. Unruly Behavior	2	0	0	0	0	0	0	2
5. Disorderly Conduct	1	0	0	0	0	0	0	1
6. Other	1	0	0	0	0	0	0	1
<b><u>Social Agency</u></b>								
1. Possession of Controlled Substances	1	0	0	0	0	0	0	1
2. Violation of Curfew	1	0	0	0	0	0	0	1
3. NO REFERRAL SUBMITTED	0	0	0	0	0	0	0	0
<b><u>Other Court</u></b>								
1. NO REFERRAL SUBMITTED	0	0	0	0	0	0	0	0
<b><u>Victim</u></b>								
1. Assault	6	4	0	2	1	0	0	13
2. Vandalism	3	1	0	0	0	1	0	5
3. Disorderly Conduct	2	0	0	0	0	0	0	2
4. Other	2	0	0	0	0	0	0	2
5. Other Sexual Offenses	2	0	0	0	0	0	0	2
6. Theft of Property	0	1	0	1	0	0	0	2
<b><u>Child &amp; Parent</u></b>								
1. NO REFERRAL SUBMITTED	0	0	0	0	0	0	0	0
<b><u>Hospital</u></b>								
1. NO REFERRAL SUBMITTED	0	0	0	0	0	0	0	0
<b><u>Unknown</u></b>								
1. NO REFERRAL SUBMITTED	0	0	0	0	0	0	0	0
<b><u>Other</u></b>								
1. NO REFERRAL SUBMITTED	0	0	0	0	0	0	0	0

**TENNESSEE COUNCIL OF JUVENILE AND FAMILY COURT JUDGES  
2008 LINCOLN COUNTY JUVENILE COURT STATISTICAL DATA**

**Source of Referrals by Type of Offense, Race and Sex for CY 2008**

	White Male	African American Male	Other Race Male	White Female	African American Female	Other Race Female	Unknown Race or Sex	Total
<b><u>Delinquent</u></b>								
Law Enforcement	300	33	2	190	14	2	0	541
Court Staff	31	12	0	13	4	0	0	60
Victim	15	6	0	4	1	1	0	27
Parents	6	0	0	9	3	0	1	19
DCS	3	0	0	0	1	0	0	4
School	0	0	0	1	1	0	0	2
Social Agency	1	0	0	0	0	0	0	1
Child & Parent	0	0	0	0	0	0	0	0
CSA	0	0	0	0	0	0	0	0
District Attorney's Office	0	0	0	0	0	0	0	0
Hospital	0	0	0	0	0	0	0	0
Other	0	0	0	0	0	0	0	0
Other Court	0	0	0	0	0	0	0	0
Other State Department	0	0	0	0	0	0	0	0
Relatives	0	0	0	0	0	0	0	0
Self	0	0	0	0	0	0	0	0
Unknown	0	0	0	0	0	0	0	0
<b>Totals</b>	<b>356</b>	<b>51</b>	<b>2</b>	<b>217</b>	<b>24</b>	<b>3</b>	<b>1</b>	<b>654</b>

<b><u>Status/Unruly</u></b>								
School	58	8	0	41	7	0	1	115
Law Enforcement	35	1	0	18	3	1	0	58
Parents	5	0	0	6	2	0	0	13
Court Staff	2	0	0	1	0	0	0	3
Relatives	0	0	0	1	1	0	0	2
DCS	1	0	0	0	0	0	0	1
Social Agency	1	0	0	0	0	0	0	1
Child & Parent	0	0	0	0	0	0	0	0
CSA	0	0	0	0	0	0	0	0
District Attorney's Office	0	0	0	0	0	0	0	0
Hospital	0	0	0	0	0	0	0	0
Other	0	0	0	0	0	0	0	0
Other Court	0	0	0	0	0	0	0	0
Other State Department	0	0	0	0	0	0	0	0
Self	0	0	0	0	0	0	0	0
Unknown	0	0	0	0	0	0	0	0
Victim	0	0	0	0	0	0	0	0
<b>Totals</b>	<b>102</b>	<b>9</b>	<b>0</b>	<b>67</b>	<b>13</b>	<b>1</b>	<b>1</b>	<b>193</b>

**TENNESSEE COUNCIL OF JUVENILE AND FAMILY COURT JUDGES  
2008 LINCOLN COUNTY JUVENILE COURT STATISTICAL DATA**

**Source of Referrals by Type of Offense, Race and Sex for CY 2008**

	White Male	African American Male	Other Race Male	White Female	African American Female	Other Race Female	Unknown Race or Sex	Total
<b><u>Dependency and Neglect</u></b>								
Child & Parent	0	0	0	0	0	0	0	0
Court Staff	0	0	0	0	0	0	0	0
CSA	0	0	0	0	0	0	0	0
DCS	0	0	0	0	0	0	0	0
District Attorney's Office	0	0	0	0	0	0	0	0
Hospital	0	0	0	0	0	0	0	0
Law Enforcement	0	0	0	0	0	0	0	0
Other	0	0	0	0	0	0	0	0
Other Court	0	0	0	0	0	0	0	0
Other State Department	0	0	0	0	0	0	0	0
Parents	0	0	0	0	0	0	0	0
Relatives	0	0	0	0	0	0	0	0
School	0	0	0	0	0	0	0	0
Self	0	0	0	0	0	0	0	0
Social Agency	0	0	0	0	0	0	0	0
Unknown	0	0	0	0	0	0	0	0
Victim	0	0	0	0	0	0	0	0
<b>Totals</b>	<b>0</b>	<b>0</b>	<b>0</b>	<b>0</b>	<b>0</b>	<b>0</b>	<b>0</b>	<b>0</b>

<b><u>Other Violations</u></b>								
Child & Parent	0	0	0	0	0	0	0	0
Court Staff	0	0	0	0	0	0	0	0
CSA	0	0	0	0	0	0	0	0
DCS	0	0	0	0	0	0	0	0
District Attorney's Office	0	0	0	0	0	0	0	0
Hospital	0	0	0	0	0	0	0	0
Law Enforcement	0	0	0	0	0	0	0	0
Other	0	0	0	0	0	0	0	0
Other Court	0	0	0	0	0	0	0	0
Other State Department	0	0	0	0	0	0	0	0
Parents	0	0	0	0	0	0	0	0
Relatives	0	0	0	0	0	0	0	0
School	0	0	0	0	0	0	0	0
Self	0	0	0	0	0	0	0	0
Social Agency	0	0	0	0	0	0	0	0
Unknown	0	0	0	0	0	0	0	0
Victim	0	0	0	0	0	0	0	0
<b>Totals</b>	<b>0</b>	<b>0</b>	<b>0</b>	<b>0</b>	<b>0</b>	<b>0</b>	<b>0</b>	<b>0</b>

**TENNESSEE COUNCIL OF JUVENILE AND FAMILY COURT JUDGES  
2008 LINCOLN COUNTY JUVENILE COURT STATISTICAL DATA**

**Source of Referrals by Type of Offense, Race and Sex for CY 2008**

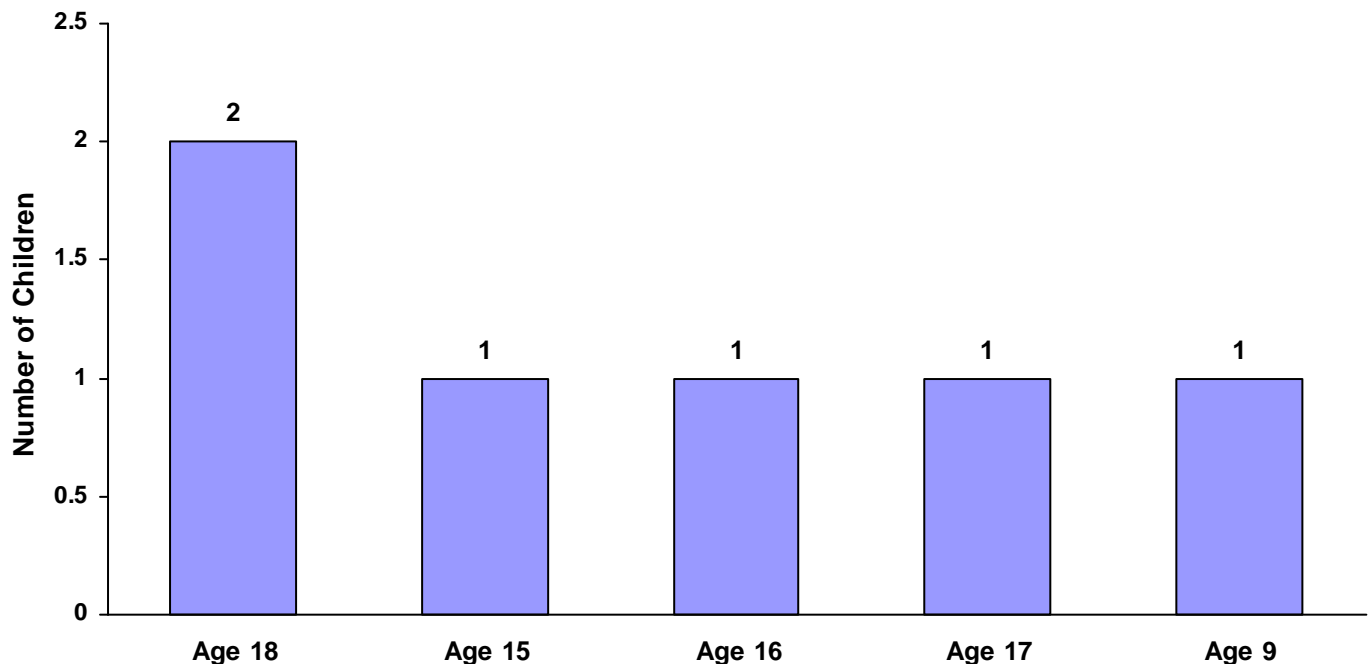
	White Male	African American Male	Other Race Male	White Female	African American Female	Other Race Female	Unknown Race or Sex	Total
<b><u>Special Proceedings</u></b>								
Child & Parent	0	0	0	0	0	0	0	0
Court Staff	0	0	0	0	0	0	0	0
CSA	0	0	0	0	0	0	0	0
DCS	0	0	0	0	0	0	0	0
District Attorney's Office	0	0	0	0	0	0	0	0
Hospital	0	0	0	0	0	0	0	0
Law Enforcement	0	0	0	0	0	0	0	0
Other	0	0	0	0	0	0	0	0
Other Court	0	0	0	0	0	0	0	0
Other State Department	0	0	0	0	0	0	0	0
Parents	0	0	0	0	0	0	0	0
Relatives	0	0	0	0	0	0	0	0
School	0	0	0	0	0	0	0	0
Self	0	0	0	0	0	0	0	0
Social Agency	0	0	0	0	0	0	0	0
Unknown	0	0	0	0	0	0	0	0
Victim	0	0	0	0	0	0	0	0
<b>Totals</b>	<b>0</b>	<b>0</b>	<b>0</b>	<b>0</b>	<b>0</b>	<b>0</b>	<b>0</b>	<b>0</b>
<b><u>Other</u></b>								
Law Enforcement	16	3	0	0	0	1	0	20
Victim	2	0	0	0	0	0	0	2
Court Staff	1	0	0	0	0	0	0	1
Child & Parent	0	0	0	0	0	0	0	0
CSA	0	0	0	0	0	0	0	0
DCS	0	0	0	0	0	0	0	0
District Attorney's Office	0	0	0	0	0	0	0	0
Hospital	0	0	0	0	0	0	0	0
Other	0	0	0	0	0	0	0	0
Other Court	0	0	0	0	0	0	0	0
Other State Department	0	0	0	0	0	0	0	0
Parents	0	0	0	0	0	0	0	0
Relatives	0	0	0	0	0	0	0	0
School	0	0	0	0	0	0	0	0
Self	0	0	0	0	0	0	0	0
Social Agency	0	0	0	0	0	0	0	0
Unknown	0	0	0	0	0	0	0	0
<b>Totals</b>	<b>19</b>	<b>3</b>	<b>0</b>	<b>0</b>	<b>0</b>	<b>1</b>	<b>0</b>	<b>23</b>
<b>All Referral Source Totals</b>	<b>477</b>	<b>63</b>	<b>2</b>	<b>284</b>	<b>37</b>	<b>5</b>	<b>2</b>	<b>870</b>

**TENNESSEE COUNCIL OF JUVENILE AND FAMILY COURT JUDGES  
2008 LINCOLN COUNTY JUVENILE COURT STATISTICAL DATA**

**Children Referred for Unlawful Carrying/Possession of a Weapon for CY 2008  
Total Children = 609**

	White Male	African American Male	Other Race Male	White Female	African American Female	Other Race Female	Unknown Race or Sex	Total	% of All Children Referred
Age Under 1	0	0	0	0	0	0	0	0	0.00%
Age 1	0	0	0	0	0	0	0	0	0.00%
Age 2	0	0	0	0	0	0	0	0	0.00%
Age 3	0	0	0	0	0	0	0	0	0.00%
Age 4	0	0	0	0	0	0	0	0	0.00%
Age 5	0	0	0	0	0	0	0	0	0.00%
Age 6	0	0	0	0	0	0	0	0	0.00%
Age 7	0	0	0	0	0	0	0	0	0.00%
Age 8	0	0	0	0	0	0	0	0	0.00%
Age 9	1	0	0	0	0	0	0	1	0.16%
Age 10	0	0	0	0	0	0	0	0	0.00%
Age 11	0	0	0	0	0	0	0	0	0.00%
Age 12	0	0	0	0	0	0	0	0	0.00%
Age 13	0	0	0	0	0	0	0	0	0.00%
Age 14	0	0	0	0	0	0	0	0	0.00%
Age 15	0	1	0	0	0	0	0	1	0.16%
Age 16	1	0	0	0	0	0	0	1	0.16%
Age 17	0	1	0	0	0	0	0	1	0.16%
Age 18	0	2	0	0	0	0	0	2	0.33%
Age 19 and Over	0	0	0	0	0	0	0	0	0.00%
<b>Totals</b>	<b>2</b>	<b>4</b>	<b>0</b>	<b>0</b>	<b>0</b>	<b>0</b>	<b>0</b>	<b>6</b>	

**Total Children Referred for Unlawfully Carrying/Possessing Weapons**





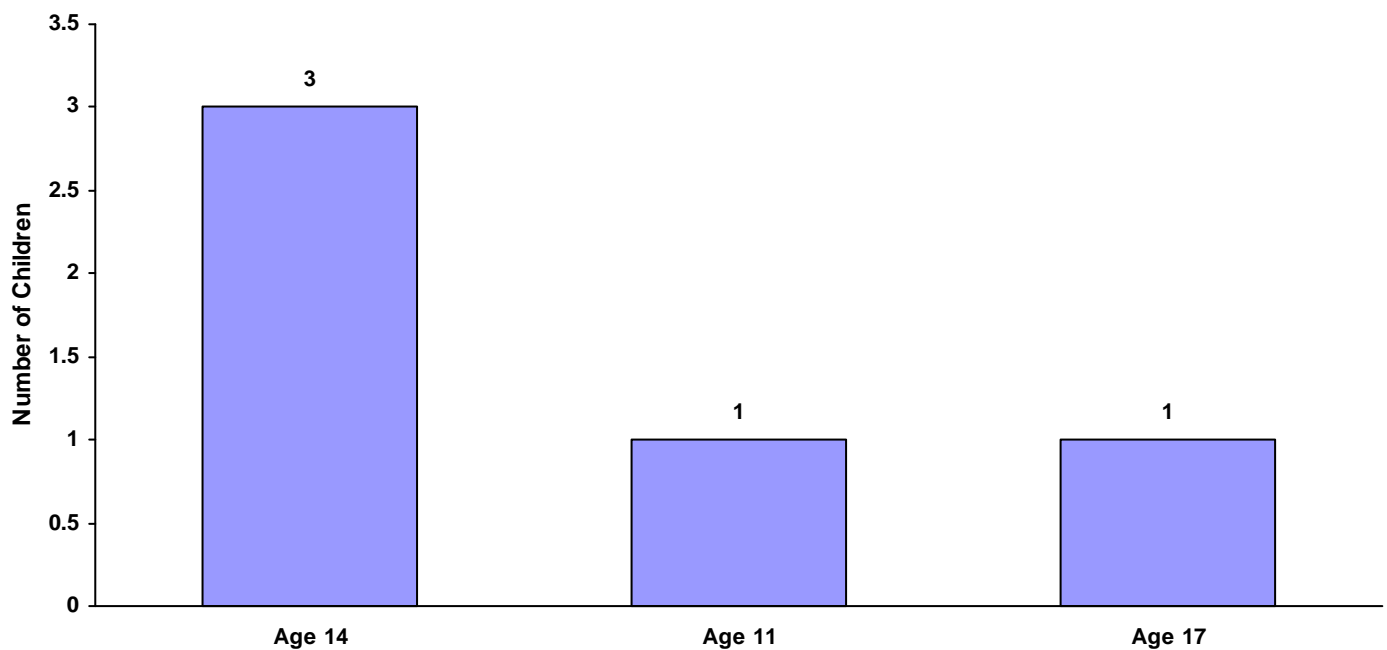
**TENNESSEE COUNCIL OF JUVENILE AND FAMILY COURT JUDGES  
2008 LINCOLN COUNTY JUVENILE COURT STATISTICAL DATA**

**Children Referred for Carrying Weapons on School Property for CY 2008**

**Total Children = 609**

	White Male	African American Male	Other Race Male	White Female	African American Female	Other Race Female	Unknown Race or Sex	Total	% of Children Referred
Age Under 1	0	0	0	0	0	0	0	0	0.00%
Age 1	0	0	0	0	0	0	0	0	0.00%
Age 2	0	0	0	0	0	0	0	0	0.00%
Age 3	0	0	0	0	0	0	0	0	0.00%
Age 4	0	0	0	0	0	0	0	0	0.00%
Age 5	0	0	0	0	0	0	0	0	0.00%
Age 6	0	0	0	0	0	0	0	0	0.00%
Age 7	0	0	0	0	0	0	0	0	0.00%
Age 8	0	0	0	0	0	0	0	0	0.00%
Age 9	0	0	0	0	0	0	0	0	0.00%
Age 10	0	0	0	0	0	0	0	0	0.00%
Age 11	0	0	0	1	0	0	0	1	0.16%
Age 12	0	0	0	0	0	0	0	0	0.00%
Age 13	0	0	0	0	0	0	0	0	0.00%
Age 14	3	0	0	0	0	0	0	3	0.49%
Age 15	0	0	0	0	0	0	0	0	0.00%
Age 16	0	0	0	0	0	0	0	0	0.00%
Age 17	1	0	0	0	0	0	0	1	0.16%
Age 18	0	0	0	0	0	0	0	0	0.00%
Age 19 and Over	0	0	0	0	0	0	0	0	0.00%
<b>Totals</b>	<b>4</b>	<b>0</b>	<b>0</b>	<b>1</b>	<b>0</b>	<b>0</b>	<b>0</b>	<b>5</b>	

**Total Children Referred for Carrying Weapons on School Property**

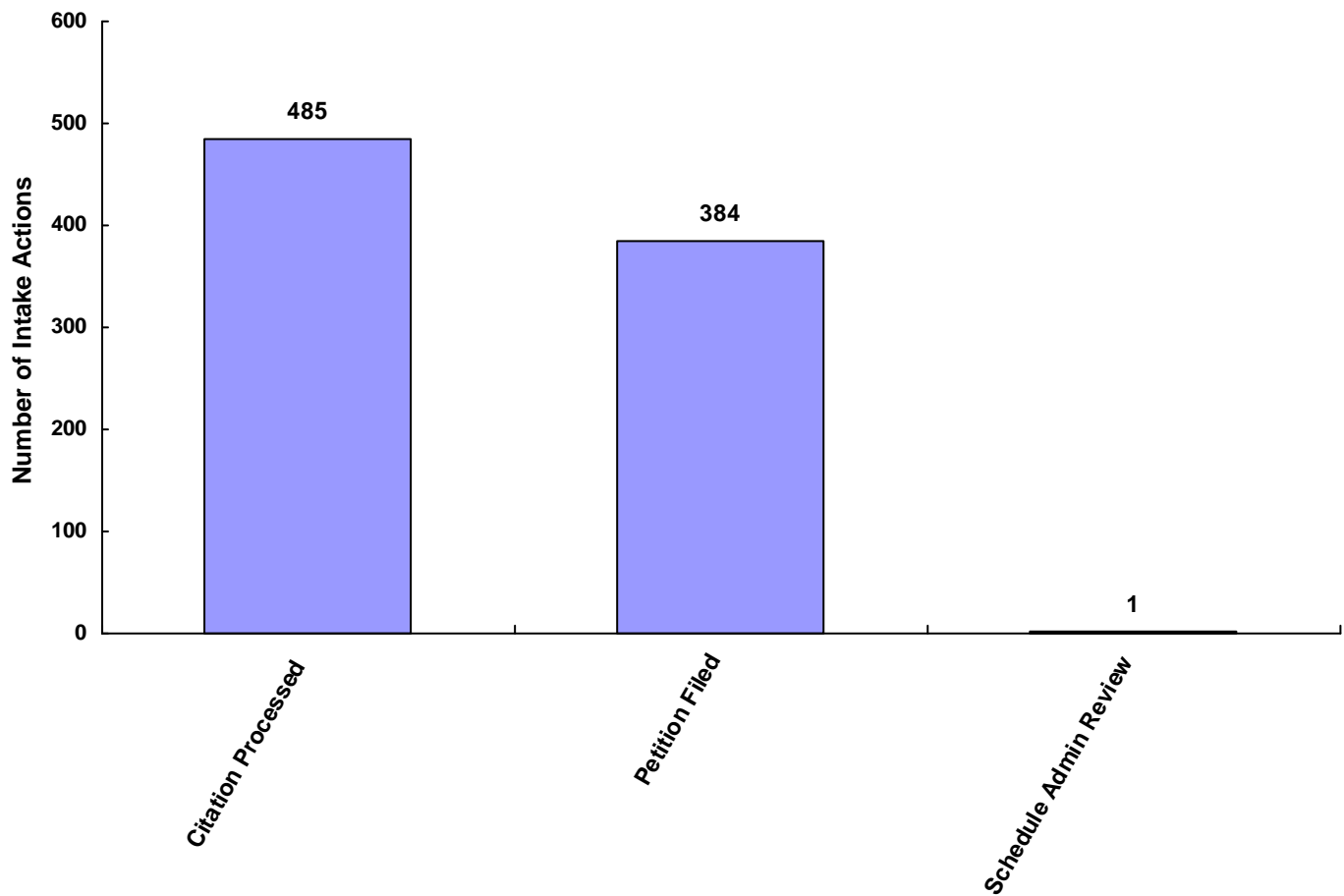


**TENNESSEE COUNCIL OF JUVENILE AND FAMILY COURT JUDGES  
2008 LINCOLN COUNTY JUVENILE COURT STATISTICAL DATA**

**Intake Actions at Referral by Race and Sex for CY 2008**

	White Male	African American Male	Other Race Male	White Female	African American Female	Other Race Female	Unknown Race or Sex	Total	% of Total Referrals
Petition Filed	199	37	1	118	22	5	2	384	44.14%
Motion Filed	0	0	0	0	0	0	0	0	0.00%
Citation Processed	277	26	1	166	15	0	0	485	55.75%
Paternity Processed Notice	0	0	0	0	0	0	0	0	0.00%
Schedule Judicial Review	0	0	0	0	0	0	0	0	0.00%
Schedule Admin Review	1	0	0	0	0	0	0	1	0.11%
Schedule Foster Care Review	0	0	0	0	0	0	0	0	0.00%
Unknown	0	0	0	0	0	0	0	0	0.00%
Does Not Apply	0	0	0	0	0	0	0	0	0.00%
Other	0	0	0	0	0	0	0	0	0.00%
<b>Totals</b>	<b>477</b>	<b>63</b>	<b>2</b>	<b>284</b>	<b>37</b>	<b>5</b>	<b>2</b>	<b>870</b>	

**Total Intake Actions at Referral**



**TENNESSEE COUNCIL OF JUVENILE AND FAMILY COURT JUDGES  
2008 LINCOLN COUNTY JUVENILE COURT STATISTICAL DATA**

**Intake Actions of Referrals by Class of Offense, Race and Sex for CY 2008**

	White Male	African American Male	Other Race Male	White Female	African American Female	Other Race Female	Unknown Race or Sex	Total
<b><u>Offenses Against Persons</u></b>								
Petition Filed	25	8	1	14	2	1	0	51
Citation Processed	9	3	1	1	1	0	0	15
Motion Filed	0	0	0	0	0	0	0	0
Notification of Paternity Processed	0	0	0	0	0	0	0	0
Scheduling of Judicial Review	0	0	0	0	0	0	0	0
Scheduling of Administrative Review	0	0	0	0	0	0	0	0
Scheduling of Foster Care Review	0	0	0	0	0	0	0	0
Unknown	0	0	0	0	0	0	0	0
Does Not Apply	0	0	0	0	0	0	0	0
Other	0	0	0	0	0	0	0	0
<b>Totals</b>	<b>34</b>	<b>11</b>	<b>2</b>	<b>15</b>	<b>3</b>	<b>1</b>	<b>0</b>	<b>66</b>

<b><u>Offenses Against Property</u></b>								
Petition Filed	23	4	0	5	1	2	0	35
Citation Processed	5	2	0	11	4	0	0	22
Scheduling of Administrative Review	1	0	0	0	0	0	0	1
Motion Filed	0	0	0	0	0	0	0	0
Notification of Paternity Processed	0	0	0	0	0	0	0	0
Scheduling of Judicial Review	0	0	0	0	0	0	0	0
Scheduling of Foster Care Review	0	0	0	0	0	0	0	0
Unknown	0	0	0	0	0	0	0	0
Does Not Apply	0	0	0	0	0	0	0	0
Other	0	0	0	0	0	0	0	0
<b>Totals</b>	<b>29</b>	<b>6</b>	<b>0</b>	<b>16</b>	<b>5</b>	<b>2</b>	<b>0</b>	<b>58</b>

<b><u>Illegal Conduct</u></b>								
Citation Processed	210	18	0	139	8	0	0	375
Petition Filed	83	16	0	47	8	0	1	155
Motion Filed	0	0	0	0	0	0	0	0
Notification of Paternity Processed	0	0	0	0	0	0	0	0
Scheduling of Judicial Review	0	0	0	0	0	0	0	0
Scheduling of Administrative Review	0	0	0	0	0	0	0	0
Scheduling of Foster Care Review	0	0	0	0	0	0	0	0
Unknown	0	0	0	0	0	0	0	0
Does Not Apply	0	0	0	0	0	0	0	0
Other	0	0	0	0	0	0	0	0
<b>Totals</b>	<b>293</b>	<b>34</b>	<b>0</b>	<b>186</b>	<b>16</b>	<b>0</b>	<b>1</b>	<b>530</b>

**TENNESSEE COUNCIL OF JUVENILE AND FAMILY COURT JUDGES  
2008 LINCOLN COUNTY JUVENILE COURT STATISTICAL DATA**

**Intake Actions of Referrals by Class of Offense, Race and Sex for CY 2008**

	White Male	African American Male	Other Race Male	White Female	African American Female	Other Race Female	Unknown Race or Sex	Total
<b><u>Status Offenses</u></b>								
Petition Filed	57	8	0	52	11	1	1	130
Citation Processed	45	1	0	15	2	0	0	63
Motion Filed	0	0	0	0	0	0	0	0
Notification of Paternity Processed	0	0	0	0	0	0	0	0
Scheduling of Judicial Review	0	0	0	0	0	0	0	0
Scheduling of Administrative Review	0	0	0	0	0	0	0	0
Scheduling of Foster Care Review	0	0	0	0	0	0	0	0
Unknown	0	0	0	0	0	0	0	0
Does Not Apply	0	0	0	0	0	0	0	0
Other	0	0	0	0	0	0	0	0
<b>Totals</b>	<b>102</b>	<b>9</b>	<b>0</b>	<b>67</b>	<b>13</b>	<b>1</b>	<b>1</b>	<b>193</b>

<b><u>Dependency/Neglect</u></b>								
Petition Filed	0	0	0	0	0	0	0	0
Motion Filed	0	0	0	0	0	0	0	0
Citation Processed	0	0	0	0	0	0	0	0
Notification of Paternity Processed	0	0	0	0	0	0	0	0
Scheduling of Judicial Review	0	0	0	0	0	0	0	0
Scheduling of Administrative Review	0	0	0	0	0	0	0	0
Scheduling of Foster Care Review	0	0	0	0	0	0	0	0
Unknown	0	0	0	0	0	0	0	0
Does Not Apply	0	0	0	0	0	0	0	0
Other	0	0	0	0	0	0	0	0
<b>Totals</b>	<b>0</b>	<b>0</b>	<b>0</b>	<b>0</b>	<b>0</b>	<b>0</b>	<b>0</b>	<b>0</b>

<b><u>Other Violation Proceedings</u></b>								
Petition Filed	0	0	0	0	0	0	0	0
Motion Filed	0	0	0	0	0	0	0	0
Citation Processed	0	0	0	0	0	0	0	0
Notification of Paternity Processed	0	0	0	0	0	0	0	0
Scheduling of Judicial Review	0	0	0	0	0	0	0	0
Scheduling of Administrative Review	0	0	0	0	0	0	0	0
Scheduling of Foster Care Review	0	0	0	0	0	0	0	0
Unknown	0	0	0	0	0	0	0	0
Does Not Apply	0	0	0	0	0	0	0	0
Other	0	0	0	0	0	0	0	0
<b>Totals</b>	<b>0</b>	<b>0</b>	<b>0</b>	<b>0</b>	<b>0</b>	<b>0</b>	<b>0</b>	<b>0</b>

**TENNESSEE COUNCIL OF JUVENILE AND FAMILY COURT JUDGES  
2008 LINCOLN COUNTY JUVENILE COURT STATISTICAL DATA**

**Intake Actions of Referrals by Class of Offense, Race and Sex for CY 2008**

	White Male	African American Male	Other Race Male	White Female	African American Female	Other Race Female	Unknown Race or Sex	Total
<b><u>Parentage</u></b>								
Petition Filed	0	0	0	0	0	0	0	0
Motion Filed	0	0	0	0	0	0	0	0
Citation Processed	0	0	0	0	0	0	0	0
Notification of Paternity Processed	0	0	0	0	0	0	0	0
Scheduling of Judicial Review	0	0	0	0	0	0	0	0
Scheduling of Administrative Review	0	0	0	0	0	0	0	0
Scheduling of Foster Care Review	0	0	0	0	0	0	0	0
Unknown	0	0	0	0	0	0	0	0
Does Not Apply	0	0	0	0	0	0	0	0
Other	0	0	0	0	0	0	0	0
<b>Totals</b>	<b>0</b>	<b>0</b>	<b>0</b>	<b>0</b>	<b>0</b>	<b>0</b>	<b>0</b>	<b>0</b>
<b><u>Special Proceedings</u></b>								
Petition Filed	0	0	0	0	0	0	0	0
Motion Filed	0	0	0	0	0	0	0	0
Citation Processed	0	0	0	0	0	0	0	0
Notification of Paternity Processed	0	0	0	0	0	0	0	0
Scheduling of Judicial Review	0	0	0	0	0	0	0	0
Scheduling of Administrative Review	0	0	0	0	0	0	0	0
Scheduling of Foster Care Review	0	0	0	0	0	0	0	0
Unknown	0	0	0	0	0	0	0	0
Does Not Apply	0	0	0	0	0	0	0	0
Other	0	0	0	0	0	0	0	0
<b>Totals</b>	<b>0</b>	<b>0</b>	<b>0</b>	<b>0</b>	<b>0</b>	<b>0</b>	<b>0</b>	<b>0</b>
<b><u>Other</u></b>								
Petition Filed	11	1	0	0	0	1	0	13
Citation Processed	8	2	0	0	0	0	0	10
Motion Filed	0	0	0	0	0	0	0	0
Notification of Paternity Processed	0	0	0	0	0	0	0	0
Scheduling of Judicial Review	0	0	0	0	0	0	0	0
Scheduling of Administrative Review	0	0	0	0	0	0	0	0
Scheduling of Foster Care Review	0	0	0	0	0	0	0	0
Unknown	0	0	0	0	0	0	0	0
Does Not Apply	0	0	0	0	0	0	0	0
Other	0	0	0	0	0	0	0	0
<b>Totals</b>	<b>19</b>	<b>3</b>	<b>0</b>	<b>0</b>	<b>0</b>	<b>1</b>	<b>0</b>	<b>23</b>
<b>All Intake Action Totals</b>	<b>477</b>	<b>63</b>	<b>2</b>	<b>284</b>	<b>37</b>	<b>5</b>	<b>2</b>	<b>870</b>

**TENNESSEE COUNCIL OF JUVENILE AND FAMILY COURT JUDGES  
2008 LINCOLN COUNTY JUVENILE COURT STATISTICAL DATA**

**Detention Statistics at Referral by Individual Child by Race and Sex for CY 2008**

	<b>White Male</b>	<b>African American Male</b>	<b>Other Race Male</b>	<b>White Female</b>	<b>African American Female</b>	<b>Other Race Female</b>	<b>Unknown Race or Sex</b>	<b>Total</b>	<b>% of Total Children</b>
Does Not Apply	306	44	2	205	29	3	1	<b>590</b>	<b>96.88%</b>
Juvenile Detention Facility	10	2	0	5	0	0	0	<b>17</b>	<b>2.79%</b>
Non-Secure Placement	0	0	0	2	0	0	0	<b>2</b>	<b>0.33%</b>
Jail - Complete Separation	0	0	0	0	0	0	0	<b>0</b>	<b>0.00%</b>
Jail - Partial Separation	0	0	0	0	0	0	0	<b>0</b>	<b>0.00%</b>
Jail - No Separation	0	0	0	0	0	0	0	<b>0</b>	<b>0.00%</b>
Psychiatric Hospital	0	0	0	0	0	0	0	<b>0</b>	<b>0.00%</b>
Unknown	0	0	0	0	0	0	0	<b>0</b>	<b>0.00%</b>
Other	0	0	0	0	0	0	0	<b>0</b>	<b>0.00%</b>
<b>Totals</b>	<b>316</b>	<b>46</b>	<b>2</b>	<b>212</b>	<b>29</b>	<b>3</b>	<b>1</b>	<b>609</b>	

**Detention Statistics at Referral by Individual Case for CY 2008**

	<b>Cases</b>	<b>% of Total Cases</b>
Does Not Apply	694	96.52%
Juvenile Detention Facility	18	2.50%
Non-Secure Placement	7	0.97%
Jail - Complete Separation	0	0.00%
Jail - Partial Separation	0	0.00%
Jail - No Separation	0	0.00%
Psychiatric Hospital	0	0.00%
Unknown	0	0.00%
Other	0	0.00%
	<b>719</b>	<b>100.00%</b>

Detention Statistics above are reported separately by Child and by Case. One child may have multiple cases.

Does Not Apply: Refers to cases not eligible for detention due to the type of Referral or the decision not to detain.

**TENNESSEE COUNCIL OF JUVENILE AND FAMILY COURT JUDGES  
2008 LINCOLN COUNTY JUVENILE COURT STATISTICAL DATA**

**Placement after Secure Detention Hearing by Individual Child by Race and Sex for CY 2008**

	White Male	African American Male	Other Race Male	White Female	African American Female	Other Race Female	Unknown Race or Sex	Total	% of Total Children
Does Not Apply	306	44	2	205	29	3	1	590	96.88%
Returned to Prior Living Arr	6	1	0	1	0	0	0	8	1.31%
Shelter / Group Home	1	1	0	3	0	0	0	5	0.82%
Jail	3	0	0	0	0	0	0	3	0.49%
Other	0	0	0	2	0	0	0	2	0.33%
Foster Family Home	0	0	0	1	0	0	0	1	0.16%
Juvenile Detention Facility	0	0	0	0	0	0	0	0	0.00%
Psychiatric Hospital	0	0	0	0	0	0	0	0	0.00%
Unknown	0	0	0	0	0	0	0	0	0.00%
<b>Totals</b>	<b>316</b>	<b>46</b>	<b>2</b>	<b>212</b>	<b>29</b>	<b>3</b>	<b>1</b>	<b>609</b>	

**Placement after Secure Detention Hearing by Individual Case for CY 2008**

	Cases	% of Total Cases
Does Not Apply	694	96.52%
Returned to Prior Living Arrangement	9	1.25%
Other	7	0.97%
Shelter / Group Home	5	0.70%
Jail	3	0.42%
Foster Family Home	1	0.14%
Juvenile Detention Facility	0	0.00%
Psychiatric Hospital	0	0.00%
Unknown	0	0.00%
	<b>719</b>	<b>100.00%</b>

Detention Statistics above are reported separately by Child and by Case. One child may have multiple cases.

Does Not Apply: Refers to cases not eligible for detention due to the type of Referral or the decision not to detain.

**TENNESSEE COUNCIL OF JUVENILE AND FAMILY COURT JUDGES  
2008 LINCOLN COUNTY JUVENILE COURT STATISTICAL DATA**

**Dispositional Procedures for CY 2008**

**Procedures used to Dispose or Adjust all Referrals**

	<b>Number</b>	<b>% of All Referrals</b>
Formally Adjudicated	745	85.63%
Informally Adjusted	0	0.00%
Transfer to Adult Court Hearings and Charges Cleared	4	0.46%
Otherwise Handled	121	13.91%
	<b>870</b>	<b>100.00%</b>

**Referrals Disposed by Formal Adjudicatory Proceedings**

	<b>Number</b>	<b>% of All Referrals</b>
Dismissed	15	1.72%
Retired / Nolle Prosequi	571	65.63%
Complaint Substantiated Delinquent	116	13.33%
Complaint Substantiated Status Offender	43	4.94%
Complaint Substantiated Dependent/Neglect	0	0.00%
Complaint Substantiated Abused	0	0.00%
Complaint Substantiated Mentally Ill	0	0.00%
	<b>745</b>	<b>85.62%</b>

**Referrals Disposed by Other Actions**

	<b>Number</b>	<b>% of All Referrals</b>
Informal Adjustment	0	0.00%
Transfer to Adult Court Hearing	4	0.46%
Charges Cleared by Transfer to Adult Court	0	0.00%
Pretrial Diversion	0	0.00%
Special Proceeding	0	0.00%
Review Concluded	0	0.00%
Case Held Open	121	13.91%
Other	0	0.00%
Unknown	0	0.00%
	<b>125</b>	<b>14.37%</b>

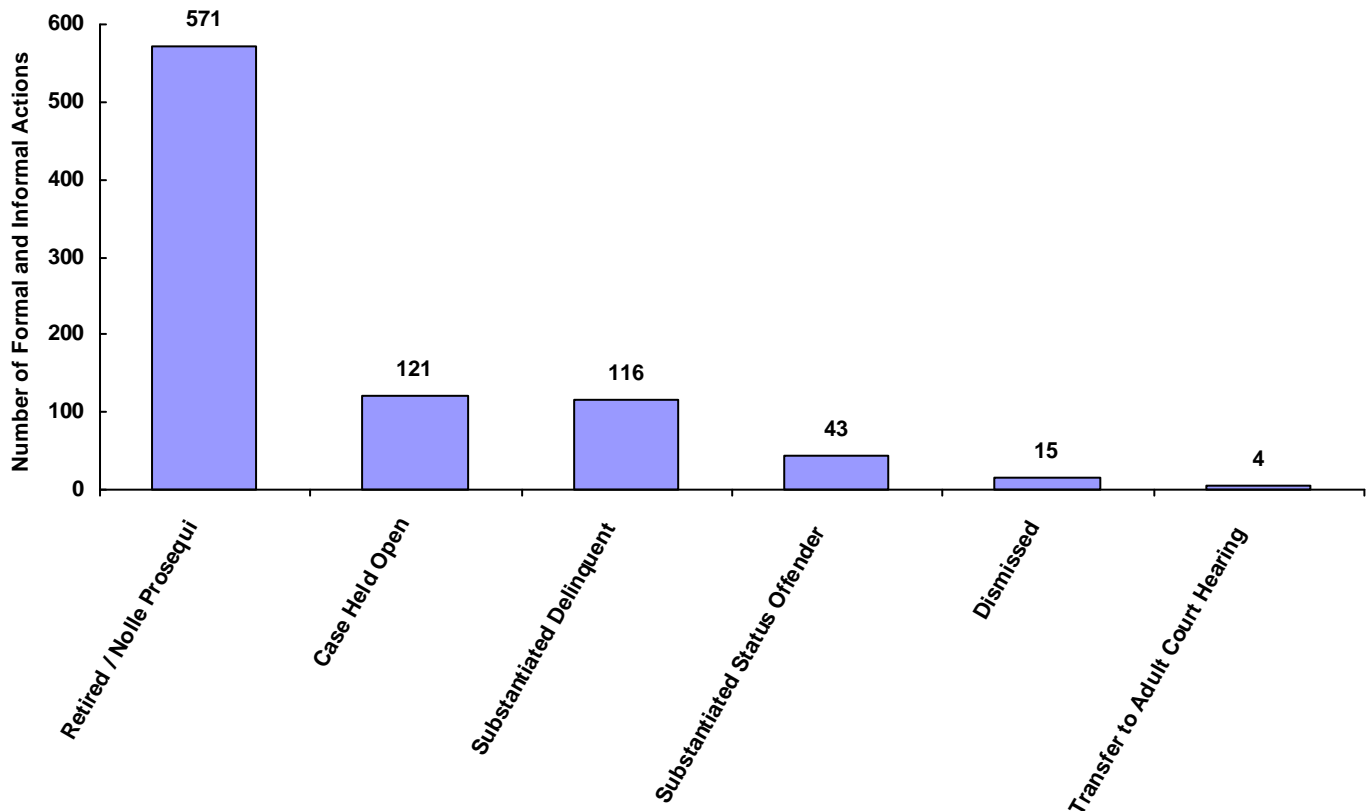


**TENNESSEE COUNCIL OF JUVENILE AND FAMILY COURT JUDGES  
2008 LINCOLN COUNTY JUVENILE COURT STATISTICAL DATA**

**Formal and Informal Actions by Race and Sex for CY 2008**

	White Male	African American Male	Other Race Male	White Female	African American Female	Other Race Female	Unknown Race or Sex	Total	% of Total Referrals
Dismissed	10	0	0	5	0	0	0	15	1.72%
Retired / Nolle Prosequi	309	38	0	194	26	3	1	571	65.63%
Substantiated Delinquent	68	12	1	27	5	2	1	116	13.33%
Substantiated Status Offender	28	0	0	13	2	0	0	43	4.94%
Substantiated Dependent/Neglect	0	0	0	0	0	0	0	0	0.00%
Substantiated Abused	0	0	0	0	0	0	0	0	0.00%
Substantiated Mentally Ill	0	0	0	0	0	0	0	0	0.00%
Informal Adjustment	0	0	0	0	0	0	0	0	0.00%
Pretrial Diversion	0	0	0	0	0	0	0	0	0.00%
Transfer to Adult Court Hearing	4	0	0	0	0	0	0	4	0.46%
Cleared by Transfer to Adult Court	0	0	0	0	0	0	0	0	0.00%
Special Proceeding	0	0	0	0	0	0	0	0	0.00%
Review Concluded	0	0	0	0	0	0	0	0	0.00%
Case Held Open	58	13	1	45	4	0	0	121	13.91%
Unknown	0	0	0	0	0	0	0	0	0.00%
Other	0	0	0	0	0	0	0	0	0.00%
<b>Totals</b>	<b>477</b>	<b>63</b>	<b>2</b>	<b>284</b>	<b>37</b>	<b>5</b>	<b>2</b>	<b>870</b>	

**Total Formal and Informal Actions**



**TENNESSEE COUNCIL OF JUVENILE AND FAMILY COURT JUDGES  
2008 LINCOLN COUNTY JUVENILE COURT STATISTICAL DATA**

**Formal and Informal Actions by Type of Offense, Race and Sex for CY 2008**

	White Male	African American Male	Other Race Male	White Female	African American Female	Other Race Female	Unknown Race or Sex	Total
<b><u>Delinquent</u></b>								
Retired / Nolle Prosequi	243	30	0	160	18	2	0	453
Complaint Substantiated Delinquent	63	12	1	26	4	1	1	108
Case Held Open	37	9	1	26	2	0	0	75
Dismissed	9	0	0	5	0	0	0	14
Transfer to Adult Court Hearing	4	0	0	0	0	0	0	4
Complaint Substantiated Status Offender	0	0	0	0	0	0	0	0
Complaint Substantiated Dependent/Neglect	0	0	0	0	0	0	0	0
Complaint Substantiated Abused	0	0	0	0	0	0	0	0
Complaint Substantiated Mentally Ill	0	0	0	0	0	0	0	0
Informal Adjustment	0	0	0	0	0	0	0	0
Pretrial Diversion	0	0	0	0	0	0	0	0
Charges Cleared by Transfer to Adult Court	0	0	0	0	0	0	0	0
Special Proceeding	0	0	0	0	0	0	0	0
Review Concluded	0	0	0	0	0	0	0	0
Unknown	0	0	0	0	0	0	0	0
Other	0	0	0	0	0	0	0	0
<b>Totals</b>	<b>356</b>	<b>51</b>	<b>2</b>	<b>217</b>	<b>24</b>	<b>3</b>	<b>1</b>	<b>654</b>

	White Male	African American Male	Other Race Male	White Female	African American Female	Other Race Female	Unknown Race or Sex	Total
<b><u>Status</u></b>								
Retired / Nolle Prosequi	54	6	0	34	8	1	1	104
Complaint Substantiated Status Offender	28	0	0	13	2	0	0	43
Case Held Open	19	3	0	19	2	0	0	43
Complaint Substantiated Delinquent	0	0	0	1	1	0	0	2
Dismissed	1	0	0	0	0	0	0	1
Complaint Substantiated Dependent/Neglect	0	0	0	0	0	0	0	0
Complaint Substantiated Abused	0	0	0	0	0	0	0	0
Complaint Substantiated Mentally Ill	0	0	0	0	0	0	0	0
Informal Adjustment	0	0	0	0	0	0	0	0
Pretrial Diversion	0	0	0	0	0	0	0	0
Transfer to Adult Court Hearing	0	0	0	0	0	0	0	0
Charges Cleared by Transfer to Adult Court	0	0	0	0	0	0	0	0
Special Proceeding	0	0	0	0	0	0	0	0
Review Concluded	0	0	0	0	0	0	0	0
Unknown	0	0	0	0	0	0	0	0
Other	0	0	0	0	0	0	0	0
<b>Totals</b>	<b>102</b>	<b>9</b>	<b>0</b>	<b>67</b>	<b>13</b>	<b>1</b>	<b>1</b>	<b>193</b>

**TENNESSEE COUNCIL OF JUVENILE AND FAMILY COURT JUDGES  
2008 LINCOLN COUNTY JUVENILE COURT STATISTICAL DATA**

**Formal and Informal Actions by Type of Offense, Race and Sex for CY 2008**

	White Male	African American Male	Other Race Male	White Female	African American Female	Other Race Female	Unknown Race or Sex	Total
<b><u>Dependency and Neglect</u></b>								
Dismissed	0	0	0	0	0	0	0	0
Retired / Nolle Prosequi	0	0	0	0	0	0	0	0
Complaint Substantiated Delinquent	0	0	0	0	0	0	0	0
Complaint Substantiated Status Offender	0	0	0	0	0	0	0	0
Complaint Substantiated Dependent/Neglect	0	0	0	0	0	0	0	0
Complaint Substantiated Abused	0	0	0	0	0	0	0	0
Complaint Substantiated Mentally Ill	0	0	0	0	0	0	0	0
Informal Adjustment	0	0	0	0	0	0	0	0
Pretrial Diversion	0	0	0	0	0	0	0	0
Transfer to Adult Court Hearing	0	0	0	0	0	0	0	0
Charges Cleared by Transfer to Adult Court	0	0	0	0	0	0	0	0
Special Proceeding	0	0	0	0	0	0	0	0
Review Concluded	0	0	0	0	0	0	0	0
Case Held Open	0	0	0	0	0	0	0	0
Unknown	0	0	0	0	0	0	0	0
Other	0	0	0	0	0	0	0	0
<b>Totals</b>	<b>0</b>	<b>0</b>	<b>0</b>	<b>0</b>	<b>0</b>	<b>0</b>	<b>0</b>	<b>0</b>
<b><u>Other Violations</u></b>								
Dismissed	0	0	0	0	0	0	0	0
Retired / Nolle Prosequi	0	0	0	0	0	0	0	0
Complaint Substantiated Delinquent	0	0	0	0	0	0	0	0
Complaint Substantiated Status Offender	0	0	0	0	0	0	0	0
Complaint Substantiated Dependent/Neglect	0	0	0	0	0	0	0	0
Complaint Substantiated Abused	0	0	0	0	0	0	0	0
Complaint Substantiated Mentally Ill	0	0	0	0	0	0	0	0
Informal Adjustment	0	0	0	0	0	0	0	0
Pretrial Diversion	0	0	0	0	0	0	0	0
Transfer to Adult Court Hearing	0	0	0	0	0	0	0	0
Charges Cleared by Transfer to Adult Court	0	0	0	0	0	0	0	0
Special Proceeding	0	0	0	0	0	0	0	0
Review Concluded	0	0	0	0	0	0	0	0
Case Held Open	0	0	0	0	0	0	0	0
Unknown	0	0	0	0	0	0	0	0
Other	0	0	0	0	0	0	0	0
<b>Totals</b>	<b>0</b>	<b>0</b>	<b>0</b>	<b>0</b>	<b>0</b>	<b>0</b>	<b>0</b>	<b>0</b>

**TENNESSEE COUNCIL OF JUVENILE AND FAMILY COURT JUDGES  
2008 LINCOLN COUNTY JUVENILE COURT STATISTICAL DATA**

**Formal and Informal Actions by Type of Offense, Race and Sex for CY 2008**

	White Male	African American Male	Other Race Male	White Female	African American Female	Other Race Female	Unknown Race or Sex	Total
<b>Special Proceedings</b>								
Dismissed	0	0	0	0	0	0	0	0
Retired / Nolle Prosequi	0	0	0	0	0	0	0	0
Complaint Substantiated Delinquent	0	0	0	0	0	0	0	0
Complaint Substantiated Status Offender	0	0	0	0	0	0	0	0
Complaint Substantiated Dependent/Neglect	0	0	0	0	0	0	0	0
Complaint Substantiated Abused	0	0	0	0	0	0	0	0
Complaint Substantiated Mentally Ill	0	0	0	0	0	0	0	0
Informal Adjustment	0	0	0	0	0	0	0	0
Pretrial Diversion	0	0	0	0	0	0	0	0
Transfer to Adult Court Hearing	0	0	0	0	0	0	0	0
Charges Cleared by Transfer to Adult Court	0	0	0	0	0	0	0	0
Special Proceeding	0	0	0	0	0	0	0	0
Review Concluded	0	0	0	0	0	0	0	0
Case Held Open	0	0	0	0	0	0	0	0
Unknown	0	0	0	0	0	0	0	0
Other	0	0	0	0	0	0	0	0
<b>Totals</b>	<b>0</b>	<b>0</b>	<b>0</b>	<b>0</b>	<b>0</b>	<b>0</b>	<b>0</b>	<b>0</b>
<b>Other</b>								
Retired / Nolle Prosequi	12	2	0	0	0	0	0	14
Complaint Substantiated Delinquent	5	0	0	0	0	1	0	6
Case Held Open	2	1	0	0	0	0	0	3
Dismissed	0	0	0	0	0	0	0	0
Complaint Substantiated Status Offender	0	0	0	0	0	0	0	0
Complaint Substantiated Dependent/Neglect	0	0	0	0	0	0	0	0
Complaint Substantiated Abused	0	0	0	0	0	0	0	0
Complaint Substantiated Mentally Ill	0	0	0	0	0	0	0	0
Informal Adjustment	0	0	0	0	0	0	0	0
Pretrial Diversion	0	0	0	0	0	0	0	0
Transfer to Adult Court Hearing	0	0	0	0	0	0	0	0
Charges Cleared by Transfer to Adult Court	0	0	0	0	0	0	0	0
Special Proceeding	0	0	0	0	0	0	0	0
Review Concluded	0	0	0	0	0	0	0	0
Unknown	0	0	0	0	0	0	0	0
Other	0	0	0	0	0	0	0	0
<b>Totals</b>	<b>19</b>	<b>3</b>	<b>0</b>	<b>0</b>	<b>0</b>	<b>1</b>	<b>0</b>	<b>23</b>
<b>All Action Totals</b>	<b>477</b>	<b>63</b>	<b>2</b>	<b>284</b>	<b>37</b>	<b>5</b>	<b>2</b>	<b>870</b>

**TENNESSEE COUNCIL OF JUVENILE AND FAMILY COURT JUDGES  
2008 LINCOLN COUNTY JUVENILE COURT STATISTICAL DATA**

**Formal and Informal Actions by Class of Referral, Race and Sex for CY 2008**

	White Male	African American Male	Other Race Male	White Female	African American Female	Other Race Female	Unknown Race or Sex	Total
<b><u>Offenses Against Persons</u></b>								
Retired / Nolle Prosequi	22	8	0	7	1	0	0	38
Complaint Substantiated Delinquent	8	3	1	4	2	1	0	19
Case Held Open	1	0	1	3	0	0	0	5
Dismissed	2	0	0	1	0	0	0	3
Transfer to Adult Court Hearing	1	0	0	0	0	0	0	1
Complaint Substantiated Status Offender	0	0	0	0	0	0	0	0
Complaint Substantiated Dependent/Neglect	0	0	0	0	0	0	0	0
Complaint Substantiated Abused	0	0	0	0	0	0	0	0
Complaint Substantiated Mentally Ill	0	0	0	0	0	0	0	0
Informal Adjustment	0	0	0	0	0	0	0	0
Pretrial Diversion	0	0	0	0	0	0	0	0
Charges Cleared by Transfer to Adult Court	0	0	0	0	0	0	0	0
Special Proceeding	0	0	0	0	0	0	0	0
Review Concluded	0	0	0	0	0	0	0	0
Unknown	0	0	0	0	0	0	0	0
Other	0	0	0	0	0	0	0	0
<b>Totals</b>	<b>34</b>	<b>11</b>	<b>2</b>	<b>15</b>	<b>3</b>	<b>1</b>	<b>0</b>	<b>66</b>

<b><u>Offenses Against Property</u></b>								
Retired / Nolle Prosequi	10	4	0	8	5	2	0	29
Complaint Substantiated Delinquent	10	2	0	7	0	0	0	19
Case Held Open	7	0	0	1	0	0	0	8
Dismissed	1	0	0	0	0	0	0	1
Transfer to Adult Court Hearing	1	0	0	0	0	0	0	1
Complaint Substantiated Status Offender	0	0	0	0	0	0	0	0
Complaint Substantiated Dependent/Neglect	0	0	0	0	0	0	0	0
Complaint Substantiated Abused	0	0	0	0	0	0	0	0
Complaint Substantiated Mentally Ill	0	0	0	0	0	0	0	0
Informal Adjustment	0	0	0	0	0	0	0	0
Pretrial Diversion	0	0	0	0	0	0	0	0
Charges Cleared by Transfer to Adult Court	0	0	0	0	0	0	0	0
Special Proceeding	0	0	0	0	0	0	0	0
Review Concluded	0	0	0	0	0	0	0	0
Unknown	0	0	0	0	0	0	0	0
Other	0	0	0	0	0	0	0	0
<b>Totals</b>	<b>29</b>	<b>6</b>	<b>0</b>	<b>16</b>	<b>5</b>	<b>2</b>	<b>0</b>	<b>58</b>

**TENNESSEE COUNCIL OF JUVENILE AND FAMILY COURT JUDGES  
2008 LINCOLN COUNTY JUVENILE COURT STATISTICAL DATA**

**Formal and Informal Actions by Class of Referral, Race and Sex for CY 2008**

	White Male	African American Male	Other Race Male	White Female	African American Female	Other Race Female	Unknown Race or Sex	Total
<b><u>Illegal Conduct</u></b>								
Retired / Nolle Prosequi	211	18	0	145	12	0	0	386
Complaint Substantiated Delinquent	45	7	0	15	2	0	1	70
Case Held Open	29	9	0	22	2	0	0	62
Dismissed	6	0	0	4	0	0	0	10
Transfer to Adult Court Hearing	2	0	0	0	0	0	0	2
Complaint Substantiated Status Offender	0	0	0	0	0	0	0	0
Complaint Substantiated Dependent/Neglect	0	0	0	0	0	0	0	0
Complaint Substantiated Abused	0	0	0	0	0	0	0	0
Complaint Substantiated Mentally Ill	0	0	0	0	0	0	0	0
Informal Adjustment	0	0	0	0	0	0	0	0
Pretrial Diversion	0	0	0	0	0	0	0	0
Charges Cleared by Transfer to Adult Court	0	0	0	0	0	0	0	0
Special Proceeding	0	0	0	0	0	0	0	0
Review Concluded	0	0	0	0	0	0	0	0
Unknown	0	0	0	0	0	0	0	0
Other	0	0	0	0	0	0	0	0
<b>Totals</b>	<b>293</b>	<b>34</b>	<b>0</b>	<b>186</b>	<b>16</b>	<b>0</b>	<b>1</b>	<b>530</b>

**Status Offenses**

Retired / Nolle Prosequi	54	6	0	34	8	1	1	104
Complaint Substantiated Status Offender	28	0	0	13	2	0	0	43
Case Held Open	19	3	0	19	2	0	0	43
Complaint Substantiated Delinquent	0	0	0	1	1	0	0	2
Dismissed	1	0	0	0	0	0	0	1
Complaint Substantiated Dependent/Neglect	0	0	0	0	0	0	0	0
Complaint Substantiated Abused	0	0	0	0	0	0	0	0
Complaint Substantiated Mentally Ill	0	0	0	0	0	0	0	0
Informal Adjustment	0	0	0	0	0	0	0	0
Pretrial Diversion	0	0	0	0	0	0	0	0
Transfer to Adult Court Hearing	0	0	0	0	0	0	0	0
Charges Cleared by Transfer to Adult Court	0	0	0	0	0	0	0	0
Special Proceeding	0	0	0	0	0	0	0	0
Review Concluded	0	0	0	0	0	0	0	0
Unknown	0	0	0	0	0	0	0	0
Other	0	0	0	0	0	0	0	0
<b>Totals</b>	<b>102</b>	<b>9</b>	<b>0</b>	<b>67</b>	<b>13</b>	<b>1</b>	<b>1</b>	<b>193</b>

**TENNESSEE COUNCIL OF JUVENILE AND FAMILY COURT JUDGES  
2008 LINCOLN COUNTY JUVENILE COURT STATISTICAL DATA**

**Formal and Informal Actions by Class of Referral, Race and Sex for CY 2008**

	White Male	African American Male	Other Race Male	White Female	African American Female	Other Race Female	Unknown Race or Sex	Total
<b><u>Dependency/Neglect</u></b>								
Dismissed	0	0	0	0	0	0	0	0
Retired / Nolle Prosequi	0	0	0	0	0	0	0	0
Complaint Substantiated Delinquent	0	0	0	0	0	0	0	0
Complaint Substantiated Status Offender	0	0	0	0	0	0	0	0
Complaint Substantiated Dependent/Neglect	0	0	0	0	0	0	0	0
Complaint Substantiated Abused	0	0	0	0	0	0	0	0
Complaint Substantiated Mentally Ill	0	0	0	0	0	0	0	0
Informal Adjustment	0	0	0	0	0	0	0	0
Pretrial Diversion	0	0	0	0	0	0	0	0
Transfer to Adult Court Hearing	0	0	0	0	0	0	0	0
Charges Cleared by Transfer to Adult Court	0	0	0	0	0	0	0	0
Special Proceeding	0	0	0	0	0	0	0	0
Review Concluded	0	0	0	0	0	0	0	0
Case Held Open	0	0	0	0	0	0	0	0
Unknown	0	0	0	0	0	0	0	0
Other	0	0	0	0	0	0	0	0
<b>Totals</b>	<b>0</b>	<b>0</b>	<b>0</b>	<b>0</b>	<b>0</b>	<b>0</b>	<b>0</b>	<b>0</b>

**Other Violation Proceedings**

Dismissed	0	0	0	0	0	0	0	0
Retired / Nolle Prosequi	0	0	0	0	0	0	0	0
Complaint Substantiated Delinquent	0	0	0	0	0	0	0	0
Complaint Substantiated Status Offender	0	0	0	0	0	0	0	0
Complaint Substantiated Dependent/Neglect	0	0	0	0	0	0	0	0
Complaint Substantiated Abused	0	0	0	0	0	0	0	0
Complaint Substantiated Mentally Ill	0	0	0	0	0	0	0	0
Informal Adjustment	0	0	0	0	0	0	0	0
Pretrial Diversion	0	0	0	0	0	0	0	0
Transfer to Adult Court Hearing	0	0	0	0	0	0	0	0
Charges Cleared by Transfer to Adult Court	0	0	0	0	0	0	0	0
Special Proceeding	0	0	0	0	0	0	0	0
Review Concluded	0	0	0	0	0	0	0	0
Case Held Open	0	0	0	0	0	0	0	0
Unknown	0	0	0	0	0	0	0	0
Other	0	0	0	0	0	0	0	0
<b>Totals</b>	<b>0</b>	<b>0</b>	<b>0</b>	<b>0</b>	<b>0</b>	<b>0</b>	<b>0</b>	<b>0</b>

**TENNESSEE COUNCIL OF JUVENILE AND FAMILY COURT JUDGES  
2008 LINCOLN COUNTY JUVENILE COURT STATISTICAL DATA**

**Formal and Informal Actions by Class of Referral, Race and Sex for CY 2008**

	White Male	African American Male	Other Race Male	White Female	African American Female	Other Race Female	Unknown Race or Sex	Total
<b><u>Parentage</u></b>								
Dismissed	0	0	0	0	0	0	0	0
Retired / Nolle Prosequi	0	0	0	0	0	0	0	0
Complaint Substantiated Delinquent	0	0	0	0	0	0	0	0
Complaint Substantiated Status Offender	0	0	0	0	0	0	0	0
Complaint Substantiated Dependent/Neglect	0	0	0	0	0	0	0	0
Complaint Substantiated Abused	0	0	0	0	0	0	0	0
Complaint Substantiated Mentally Ill	0	0	0	0	0	0	0	0
Informal Adjustment	0	0	0	0	0	0	0	0
Pretrial Diversion	0	0	0	0	0	0	0	0
Transfer to Adult Court Hearing	0	0	0	0	0	0	0	0
Charges Cleared by Transfer to Adult Court	0	0	0	0	0	0	0	0
Special Proceeding	0	0	0	0	0	0	0	0
Review Concluded	0	0	0	0	0	0	0	0
Case Held Open	0	0	0	0	0	0	0	0
Unknown	0	0	0	0	0	0	0	0
Other	0	0	0	0	0	0	0	0
<b>Totals</b>	<b>0</b>	<b>0</b>	<b>0</b>	<b>0</b>	<b>0</b>	<b>0</b>	<b>0</b>	<b>0</b>

<b><u>Special Proceedings</u></b>								
Dismissed	0	0	0	0	0	0	0	0
Retired / Nolle Prosequi	0	0	0	0	0	0	0	0
Complaint Substantiated Delinquent	0	0	0	0	0	0	0	0
Complaint Substantiated Status Offender	0	0	0	0	0	0	0	0
Complaint Substantiated Dependent/Neglect	0	0	0	0	0	0	0	0
Complaint Substantiated Abused	0	0	0	0	0	0	0	0
Complaint Substantiated Mentally Ill	0	0	0	0	0	0	0	0
Informal Adjustment	0	0	0	0	0	0	0	0
Pretrial Diversion	0	0	0	0	0	0	0	0
Transfer to Adult Court Hearing	0	0	0	0	0	0	0	0
Charges Cleared by Transfer to Adult Court	0	0	0	0	0	0	0	0
Special Proceeding	0	0	0	0	0	0	0	0
Review Concluded	0	0	0	0	0	0	0	0
Case Held Open	0	0	0	0	0	0	0	0
Unknown	0	0	0	0	0	0	0	0
Other	0	0	0	0	0	0	0	0
<b>Totals</b>	<b>0</b>	<b>0</b>	<b>0</b>	<b>0</b>	<b>0</b>	<b>0</b>	<b>0</b>	<b>0</b>



**TENNESSEE COUNCIL OF JUVENILE AND FAMILY COURT JUDGES  
2008 LINCOLN COUNTY JUVENILE COURT STATISTICAL DATA**

**Formal and Informal Actions by Class of Referral, Race and Sex for CY 2008**

	White Male	African American Male	Other Race Male	White Female	African American Female	Other Race Female	Unknown Race or Sex	Total
<b>Other</b>								
Retired / Nolle Prosequi	12	2	0	0	0	0	0	14
Complaint Substantiated Delinquent	5	0	0	0	0	1	0	6
Case Held Open	2	1	0	0	0	0	0	3
Dismissed	0	0	0	0	0	0	0	0
Complaint Substantiated Status Offender	0	0	0	0	0	0	0	0
Complaint Substantiated Dependent/Neglect	0	0	0	0	0	0	0	0
Complaint Substantiated Abused	0	0	0	0	0	0	0	0
Complaint Substantiated Mentally Ill	0	0	0	0	0	0	0	0
Informal Adjustment	0	0	0	0	0	0	0	0
Pretrial Diversion	0	0	0	0	0	0	0	0
Transfer to Adult Court Hearing	0	0	0	0	0	0	0	0
Charges Cleared by Transfer to Adult Court	0	0	0	0	0	0	0	0
Special Proceeding	0	0	0	0	0	0	0	0
Review Concluded	0	0	0	0	0	0	0	0
Unknown	0	0	0	0	0	0	0	0
Other	0	0	0	0	0	0	0	0
<b>Totals</b>	<b>19</b>	<b>3</b>	<b>0</b>	<b>0</b>	<b>0</b>	<b>1</b>	<b>0</b>	<b>23</b>
<hr/>								
<b>All Action Totals</b>	<b>477</b>	<b>63</b>	<b>2</b>	<b>284</b>	<b>37</b>	<b>5</b>	<b>2</b>	<b>870</b>

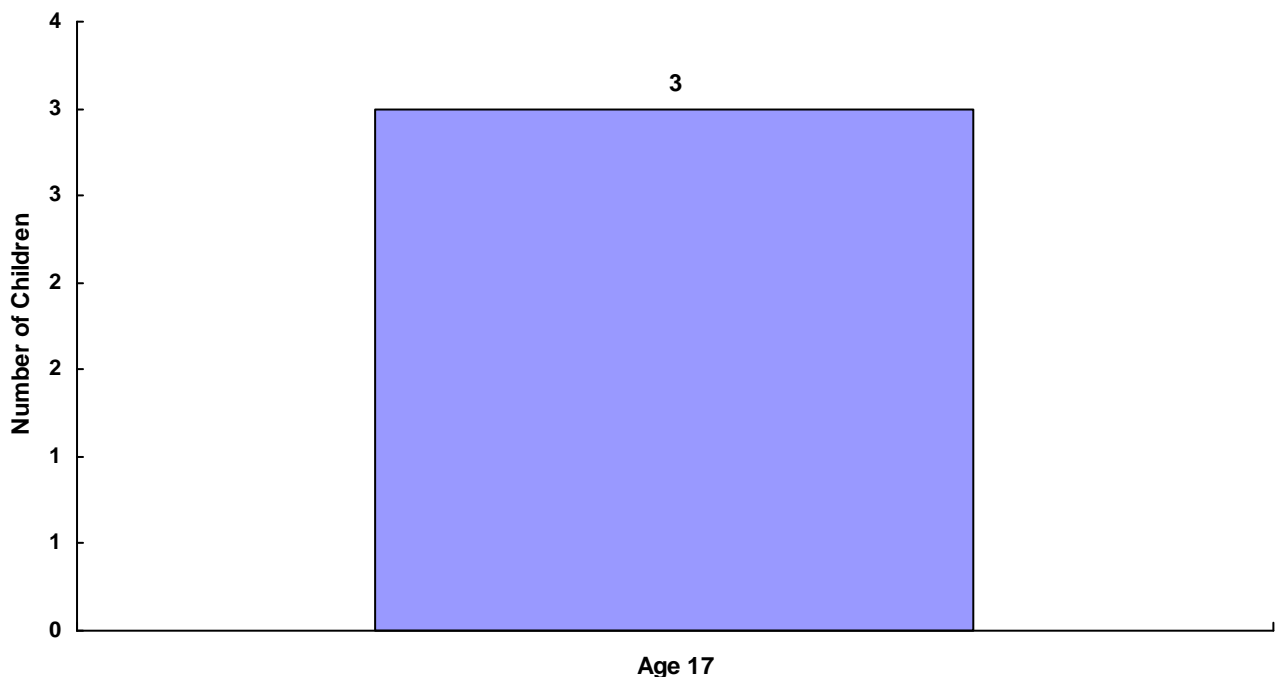
**TENNESSEE COUNCIL OF JUVENILE AND FAMILY COURT JUDGES  
2008 LINCOLN COUNTY JUVENILE COURT STATISTICAL DATA**

**Children Transferred to Adult Court by Age at Disposition Date, Race and Sex for CY 2008**

**Total Children = 609**

	White Male	African American Male	Other Race Male	White Female	African American Female	Other Race Female	Unknown Race or Sex	Total	% of All Children Referred
Age Under 1	0	0	0	0	0	0	0	0	0.00%
Age 1	0	0	0	0	0	0	0	0	0.00%
Age 2	0	0	0	0	0	0	0	0	0.00%
Age 3	0	0	0	0	0	0	0	0	0.00%
Age 4	0	0	0	0	0	0	0	0	0.00%
Age 5	0	0	0	0	0	0	0	0	0.00%
Age 6	0	0	0	0	0	0	0	0	0.00%
Age 7	0	0	0	0	0	0	0	0	0.00%
Age 8	0	0	0	0	0	0	0	0	0.00%
Age 9	0	0	0	0	0	0	0	0	0.00%
Age 10	0	0	0	0	0	0	0	0	0.00%
Age 11	0	0	0	0	0	0	0	0	0.00%
Age 12	0	0	0	0	0	0	0	0	0.00%
Age 13	0	0	0	0	0	0	0	0	0.00%
Age 14	0	0	0	0	0	0	0	0	0.00%
Age 15	0	0	0	0	0	0	0	0	0.00%
Age 16	0	0	0	0	0	0	0	0	0.00%
Age 17	3	0	0	0	0	0	0	3	0.49%
Age 18	0	0	0	0	0	0	0	0	0.00%
Age 19 and Over	0	0	0	0	0	0	0	0	0.00%
<b>Totals</b>	<b>3</b>	<b>0</b>	<b>0</b>	<b>0</b>	<b>0</b>	<b>0</b>	<b>0</b>	<b>3</b>	

**Total Children Transferred to Adult Court**



**TENNESSEE COUNCIL OF JUVENILE AND FAMILY COURT JUDGES  
2008 LINCOLN COUNTY JUVENILE COURT STATISTICAL DATA**

**Outcomes by Type Of Disposition, Race and Sex for CY 2008**

	<b>White Male</b>	<b>African American Male</b>	<b>Other Race Male</b>	<b>White Female</b>	<b>African American Female</b>	<b>Other Race Female</b>	<b>Unknown Race or Sex</b>	<b>Total</b>
<b><u>General Action Codes</u></b>								
Public Service	175	12	0	109	12	1	1	<b>310</b>
Case Retired or Nolle Prosequi	74	11	0	46	4	2	0	<b>137</b>
Held Open For Review	52	10	1	37	4	0	0	<b>104</b>
Supervision / Probation to Juvenile Court	29	3	1	16	4	0	1	<b>54</b>
Referred for Alcohol and Drug Counseling	31	3	0	19	1	0	0	<b>54</b>
Referred to Defensive Driving School	29	1	0	19	0	0	0	<b>49</b>
Referred for Mental Health Counseling	17	1	0	15	4	1	1	<b>39</b>
Fine	28	2	0	3	0	0	0	<b>33</b>
No Contact Order	21	1	0	6	0	0	0	<b>28</b>
Referral to Another Entity for Superv/Servc	17	0	1	8	0	0	0	<b>26</b>
Restitution	7	1	0	2	0	0	0	<b>10</b>
Case Dismissed	4	1	0	1	0	0	0	<b>6</b>
Driver's License Held Informally	3	1	0	1	0	0	0	<b>5</b>
Referred to Private Child Agency	1	0	0	1	0	0	0	<b>2</b>
Referred to Alcohol Safety School	0	0	0	1	1	0	0	<b>2</b>
Placement with Relative / Other Individual	1	0	0	0	0	0	0	<b>1</b>
Court Defined Curfew	1	0	0	0	0	0	0	<b>1</b>
Warned / Counseled	0	0	0	0	0	0	0	<b>0</b>
Probation to Parents	0	0	0	0	0	0	0	<b>0</b>
Referred to Alternative School	0	0	0	0	0	0	0	<b>0</b>
Referral to Juvenile Court Educ-Based Pgm	0	0	0	0	0	0	0	<b>0</b>
Voluntary Placement with DMHMR	0	0	0	0	0	0	0	<b>0</b>
Private Mental Health Placement	0	0	0	0	0	0	0	<b>0</b>
Private MR Placement	0	0	0	0	0	0	0	<b>0</b>
Placement with City/Cnty Agcy/Facility	0	0	0	0	0	0	0	<b>0</b>
Runaway Returned	0	0	0	0	0	0	0	<b>0</b>
Injunction Other than No Contact Order	0	0	0	0	0	0	0	<b>0</b>
House Arrest	0	0	0	0	0	0	0	<b>0</b>
Dismissed from Informal Adjustment	0	0	0	0	0	0	0	<b>0</b>
Dismissed from Pretrial Diversion	0	0	0	0	0	0	0	<b>0</b>
Released from Probation	0	0	0	0	0	0	0	<b>0</b>
<b>Totals</b>	<b>490</b>	<b>47</b>	<b>3</b>	<b>284</b>	<b>30</b>	<b>4</b>	<b>3</b>	<b>861</b>

**TENNESSEE COUNCIL OF JUVENILE AND FAMILY COURT JUDGES  
2008 LINCOLN COUNTY JUVENILE COURT STATISTICAL DATA**

**Outcomes by Type Of Disposition, Race and Sex for CY 2008**

	White Male	African American Male	Other Race Male	White Female	African American Female	Other Race Female	Unknown Race or Sex	Total
<b>Formal Action Codes</b>								
DCS Commitment - Custody	5	3	0	3	0	0	0	11
Placed Under a Valid Court Order	3	0	0	3	1	0	0	7
DCS Commitment - Suspended	3	2	0	1	0	0	0	6
DCS Probation	3	0	0	1	0	0	0	4
Transferred to Adult Court	3	0	0	0	0	0	0	3
Other Intensive Probation	0	0	0	1	0	0	0	1
DMHMR Involuntary Commitment	0	0	0	0	0	0	0	0
DCS Commitment - Determinate	0	0	0	0	0	0	0	0
DCS Intensive Probation	0	0	0	0	0	0	0	0
Supervision by DCS	0	0	0	0	0	0	0	0
Transfer to Another Juvenile Court for Dispo	0	0	0	0	0	0	0	0
Parental Rights Terminated	0	0	0	0	0	0	0	0
Parental Rights Not Terminated	0	0	0	0	0	0	0	0
<b>Totals</b>	<b>17</b>	<b>5</b>	<b>0</b>	<b>9</b>	<b>1</b>	<b>0</b>	<b>0</b>	<b>32</b>

**Special Proceedings**

Court Costs	13	2	0	1	0	0	0	16
Order of Reference to DCS	0	0	0	0	0	0	0	0
Foster Care Terminated	0	0	0	0	0	0	0	0
Foster Care Continued	0	0	0	0	0	0	0	0
Custody Changed	0	0	0	0	0	0	0	0
Custody Unchanged	0	0	0	0	0	0	0	0
Visitation Changed	0	0	0	0	0	0	0	0
Visitation Unchanged	0	0	0	0	0	0	0	0
Voluntary Acknowledgement of Paternity	0	0	0	0	0	0	0	0
Paternity Determined / Child Legitimated	0	0	0	0	0	0	0	0
Paternity Not Determ/Child Not Legitimated	0	0	0	0	0	0	0	0
Child Support Granted	0	0	0	0	0	0	0	0
Child Support Amended	0	0	0	0	0	0	0	0
Child Support Denied	0	0	0	0	0	0	0	0
Child Support Terminated	0	0	0	0	0	0	0	0
Request for Medical Treatment Granted	0	0	0	0	0	0	0	0
Request for Medical Treatment Denied	0	0	0	0	0	0	0	0
Consent to Marry Granted	0	0	0	0	0	0	0	0
Consent to Marry Denied	0	0	0	0	0	0	0	0
<b>Totals</b>	<b>13</b>	<b>2</b>	<b>0</b>	<b>1</b>	<b>0</b>	<b>0</b>	<b>0</b>	<b>16</b>


**Other Outcome Codes**

Other	104	21	0	84	13	1	1	224
<b>Totals</b>	<b>104</b>	<b>21</b>	<b>0</b>	<b>84</b>	<b>13</b>	<b>1</b>	<b>1</b>	<b>224</b>

<b>All Outcome Totals</b>	<b>624</b>	<b>75</b>	<b>3</b>	<b>378</b>	<b>44</b>	<b>5</b>	<b>4</b>	<b>1,133</b>
---------------------------	------------	-----------	----------	------------	-----------	----------	----------	--------------

TENNESSEE COUNCIL OF JUVENILE AND FAMILY COURT JUDGES  
2008 LINCOLN COUNTY JUVENILE COURT STATISTICAL DATA

Breakdown of Referrals by Court Personnel Executing the Action in CY 2008



	Referrals	% of Referrals
Judge	870	100.00%
Referee	0	0.00%
YSO	0	0.00%
Other	0	0.00%
<b>Total</b>	<b>870</b>	<b>100.00%</b>