

2008

State of Tennessee

Annual Juvenile Court Statistical Report

Marion County Breakdown

TABLE OF CONTENTS

Report Numbers Listed Below are shown at the Bottom of each Report, followed by the Report Page Number

	Report Number
Juvenile Court Referral Process	
Chart – The Juvenile Court Referral Process	1
Chart – Delinquent, Dependent/Neglect/Abuse, and Status/Unruly Referrals	2
Chart – Referrals by Type of Offense	3
Chart – Referrals for Status/Unruly Offenses	4
Children and Referral Counts by Race and Sex	
Table – Children with Delinquent Referrals by Race and Sex	5
Table – Children with Status/Unruly Referrals by Race and Sex	5
Table – Children with Dependency/Neglect/Abuse Allegations by Race and Sex	5
Table – Referrals Delinquent Referrals by Race and Sex	6
Table – Referrals Status/Unruly Referrals by Race and Sex	6
Table – Referrals Dependency/Neglect/Abuse Allegations by Race and Sex	6
Table/Chart – Referrals by Age Group, Race and Sex	7
Table/Chart – Children Referred by Age, Race and Sex	8
Table/Chart – Children Referred by Race and Sex	9
Table/Chart – Children of Hispanic Origin by Race and Sex	10
Table – Referrals by Type of Offense, Age Group, Race and Sex	11
Living Arrangement of the Child at Time of Referral	
Table/Chart – Living Arrangement at Time of Referral by Race and Sex	12
School Status of Individual Children at Time of Referral to Juvenile Court	
Table – Last Grade Completed by Children by Race and Sex	13
Table – Children Enrolled in School	13
Table – Children Enrolled in Special Education	13
Referral Information by Race, Sex and Class of Referral/Offense	
Table/Chart – Class of Referrals by Race and Sex	14
Table - Referrals by Class and Type of Offense by Race and Sex	15
Referral Reasons by Type, Race and Sex	
Table – Referral Reasons by Type of Offense, Race and Sex	16
Table – Top 4 Referral Reasons by Sex and Race	17
Table – Top 4 Referral Reasons by Sex, Race and Type of Offense	18
Source of Referrals to the Juvenile Court	
Table – Source of Referrals by Race and Sex	19
Table – Six Most Frequent Referral Reasons by Source, Race and Sex	20
Table – Source of Referrals by Type of Offense, Race and Sex	21
Children Referred with Weapons Charges	
Table/Chart – Children Referred for Unlawful Carrying/Possession of a Weapon by Age, Race and Sex	22
Table/Chart – Children Referred for Carrying Weapons on School Property	23
Intake Actions at Referral	
Table/Chart – Intake Actions at Referral by Race and Sex	24
Table/Chart – Intake Actions of Referrals by Class of Offense, Race and Sex	25

TABLE OF CONTENTS


Report Numbers Listed Below are shown at the Bottom of each Report, followed by the Report Page Number

	Report Number
Detention Statistics at Referral	
Table – Detention Statistics at Referral by Individual Child by Race and Sex	26
Table – Detention Statistics at Referral by Individual Case	26
Table – Placement After Secure Detention Hearing by Individual Child by Race and Sex	27
Table – Placement After Secure Detention Hearing by Individual Case	27
Dispositional Procedures	
Table – Procedures used to Dispose or Adjust All Referrals	28
Table – Referrals Disposed by Formal Adjudicatory Proceedings	28
Table – Referrals Disposed by Other Actions	28
Formal and Informal Actions	
Table/Chart – Formal and Informal Actions by Race and Sex	29
Table – Formal and Informal Actions by Type of Offense, Race and Sex	30
Table – Formal and Informal Actions by Class of Referral, Race and Sex	31
Children Transferred to Adult Court	
Table/Chart – Children Transferred to Adult Court by Age, Race and Sex	32
Outcomes by Type of Disposition	
Table – Outcomes by Type of Disposition, Race and Sex	33
Juvenile Court Referrals Disposed County-Wide Based on Number of Referrals	
Table/Chart – Breakdown of Referrals by Court Personnel Executing the Action	34

**TENNESSEE COUNCIL OF JUVENILE AND FAMILY COURT JUDGES
2008 MARION COUNTY JUVENILE COURT STATISTICAL DATA**

The Juvenile Court Referral Process for CY 2008

Delinquent 232	Status 145	Dependency and Neglect 5	Other Violations 0	Special Proceedings 55	Parentage 34	Other 4
--------------------------	----------------------	------------------------------------	------------------------------	----------------------------------	------------------------	-------------------



Parents, Victims, School, Relatives, State Dept, etc.
315

Law Enforcement
160

Pretrial Diversion, Informal Adjustment
0

Court Actions
475

Transfer to Adult Court Hearing
12

Charges Cleared By Transfer to Adult Court
0

Special Proceeding
39

Review Concluded
37

Case Held Open
21

Other
3

Formal Adjudications
363

Juvenile Court System Outcomes / Dispositions
603

Formal
42

General
444

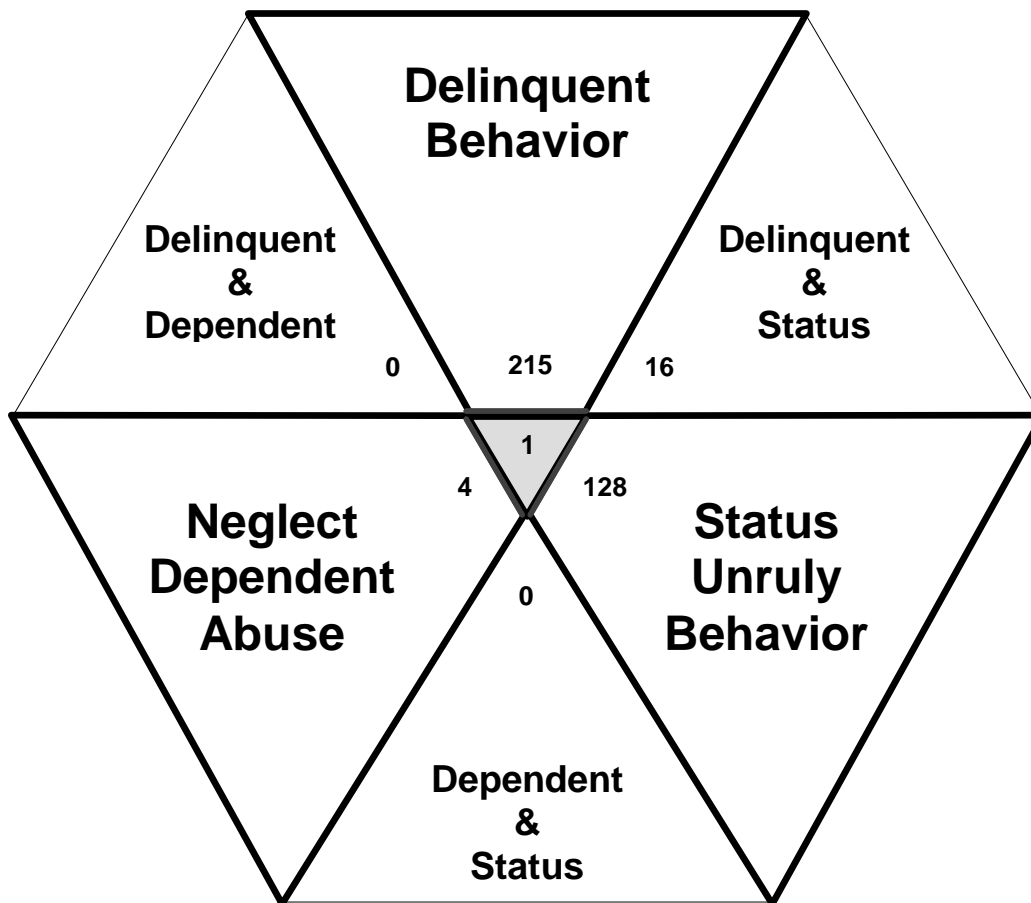
Special Proceedings
106

Other
11

**TENNESSEE COUNCIL OF JUVENILE AND FAMILY COURT JUDGES
2008 MARION COUNTY JUVENILE COURT STATISTICAL DATA**

Delinquent, Dependent/Neglect/Abuse, and Status/Unruly Referrals for CY 2008

Total = 364



The remaining referrals are for:
Custody, Visitation, Paternity/Legitimation, Child Support,
Special Procedures and Other Referrals

Each child may be counted
in more than one category

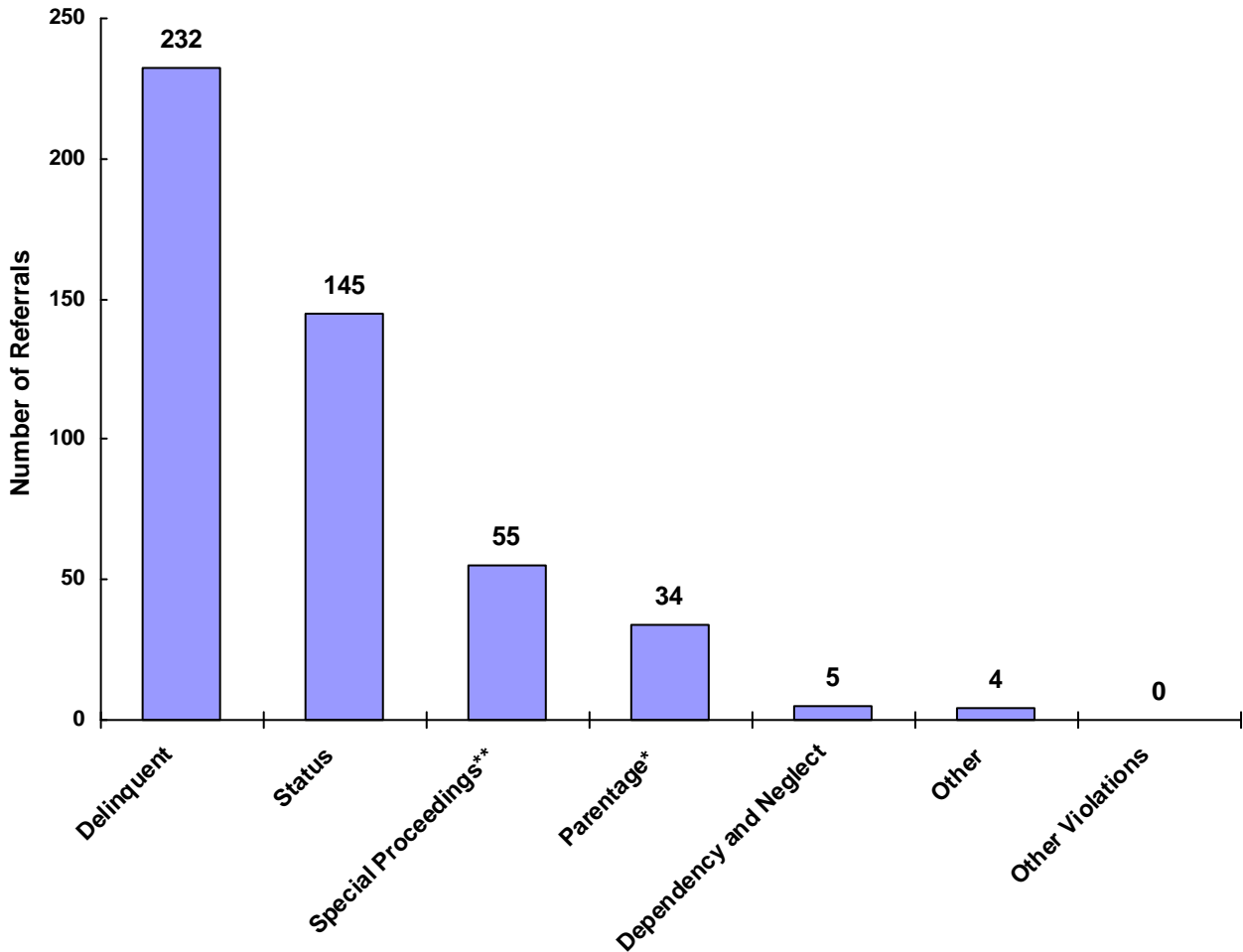
Total number of individual children for ALL referrals
disposed by juvenile courts during CY 2008 equals 324

Children can have referrals in multiple categories. The drawing above shows that in the year 2008 there were 215 referrals to Marion County Juvenile Court for children with only delinquent offenses, 128 for those with only status/unruly behavior, and 4 for children with neglect, dependent or abuse referrals during the calendar year. There were 16 referrals for children that had a delinquent AND a status/unruly referral. There were 0 referrals for children with both delinquent behavior AND a neglect, dependent or abuse allegation. There were 0 referrals for children that had both a status/unruly referral AND a neglect, dependent or abuse allegation. Also, there were 1 referrals for children that had a delinquent referral, a status/unruly referral AND a neglect, dependent or abuse allegation.

TENNESSEE COUNCIL OF JUVENILE AND FAMILY COURT JUDGES
2008 MARION COUNTY JUVENILE COURT STATISTICAL DATA

Referrals by Type of Offense in CY 2008

Total Referrals = 475



* Parentage includes: Custody, Visitation, Paternity/Legitimation and Child Support

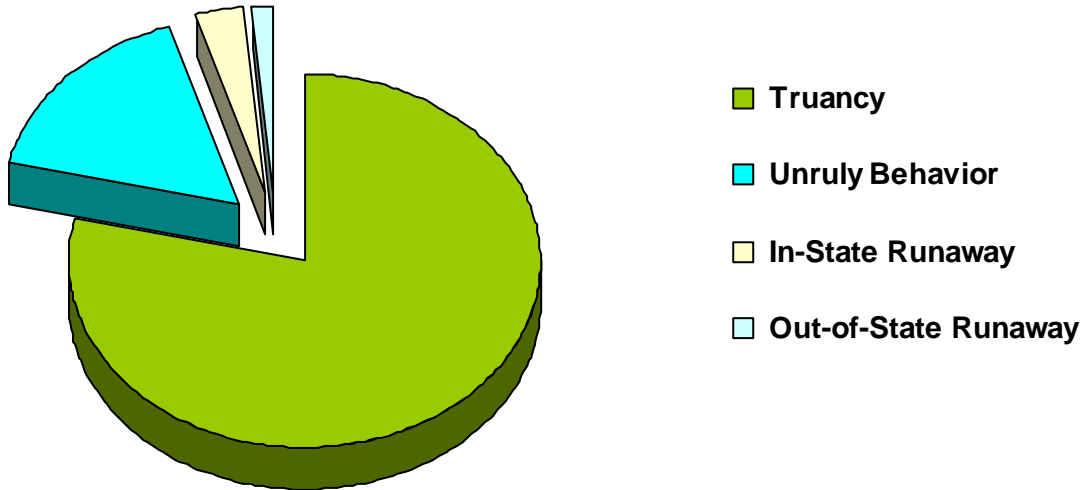
**Special Proceedings include: Judicial Review, Administrative Review, Foster Care Review, Request for Medical Treatment and Consent to Marry

Information from the Juvenile Court represents a total of 324 children and 427 cases that were reported to the TCJFCJ.

A Status offense is an offense committed by a child that if committed by an adult, would not be considered an offense or unlawful act. An example of this is smoking when not legally an adult.

**TENNESSEE COUNCIL OF JUVENILE AND FAMILY COURT JUDGES
2008 MARION COUNTY JUVENILE COURT STATISTICAL DATA**

**Referrals for Status/Unruly Offenses in CY 2008
Total Status/Unruly Referrals = 145**



Referral Reason	Count	Percent
Truancy	114	78.62%
Unruly Behavior	24	16.55%
In-State Runaway	5	3.45%
Out-of-State Runaway	2	1.38%
Violation of Curfew	0	0.00%
Violation of a Valid Court Order	0	0.00%
Possession of Tobacco Products	0	0.00%
Total	145	

**TENNESSEE COUNCIL OF JUVENILE AND FAMILY COURT JUDGES
2008 MARION COUNTY JUVENILE COURT STATISTICAL DATA**

Children* with Delinquent Referrals by Race and Sex for CY 2008

	White	African American	Native American	Asian	Mixed Race	Unknown Race	Total
Male	94	8	0	0	0	3	105
Female	44	7	0	0	1	0	52
Unknown Sex	0	0	0	0	0	0	
Totals	138	15	0	0	1	3	157

Children* with Status/Unruly Referrals by Race and Sex for CY 2008

	White	African American	Native American	Asian	Mixed Race	Unknown Race	Total
Male	56	2	0	0	0	1	59
Female	56	5	0	0	1	3	65
Unknown Sex	0	0	0	0	0	1	1
Totals	112	7	0	0	1	5	125

Children* with Dependency/Neglect/Abuse Allegations by Race and Sex for CY 2008

	White	African American	Native American	Asian	Mixed Race	Unknown Race	Total
Male	1	0	0	0	0	0	1
Female	2	0	0	0	0	0	2
Unknown Sex	0	0	0	0	0	0	
Totals	3	0	0	0	0	0	3

* A child may be counted in more than one category

**TENNESSEE COUNCIL OF JUVENILE AND FAMILY COURT JUDGES
2008 MARION COUNTY JUVENILE COURT STATISTICAL DATA**

Delinquent Referrals by Race and Sex for CY 2008

	White	African American	Native American	Asian	Mixed Race	Unknown Race	Total
Male	150	15	0	0	0	3	168
Female	54	7	0	0	3	0	64
Unknown Sex	0	0	0	0	0	0	0
Totals	204	22	0	0	3	3	232

Status/Unruly Referrals by Race and Sex for CY 2008

	White	African American	Native American	Asian	Mixed Race	Unknown Race	Total
Male	64	2	0	0	0	1	67
Female	66	6	0	0	2	3	77
Unknown Sex	0	0	0	0	0	1	1
Totals	130	8	0	0	2	5	145

Dependency/Neglect/Abuse Allegations by Race and Sex for CY 2008

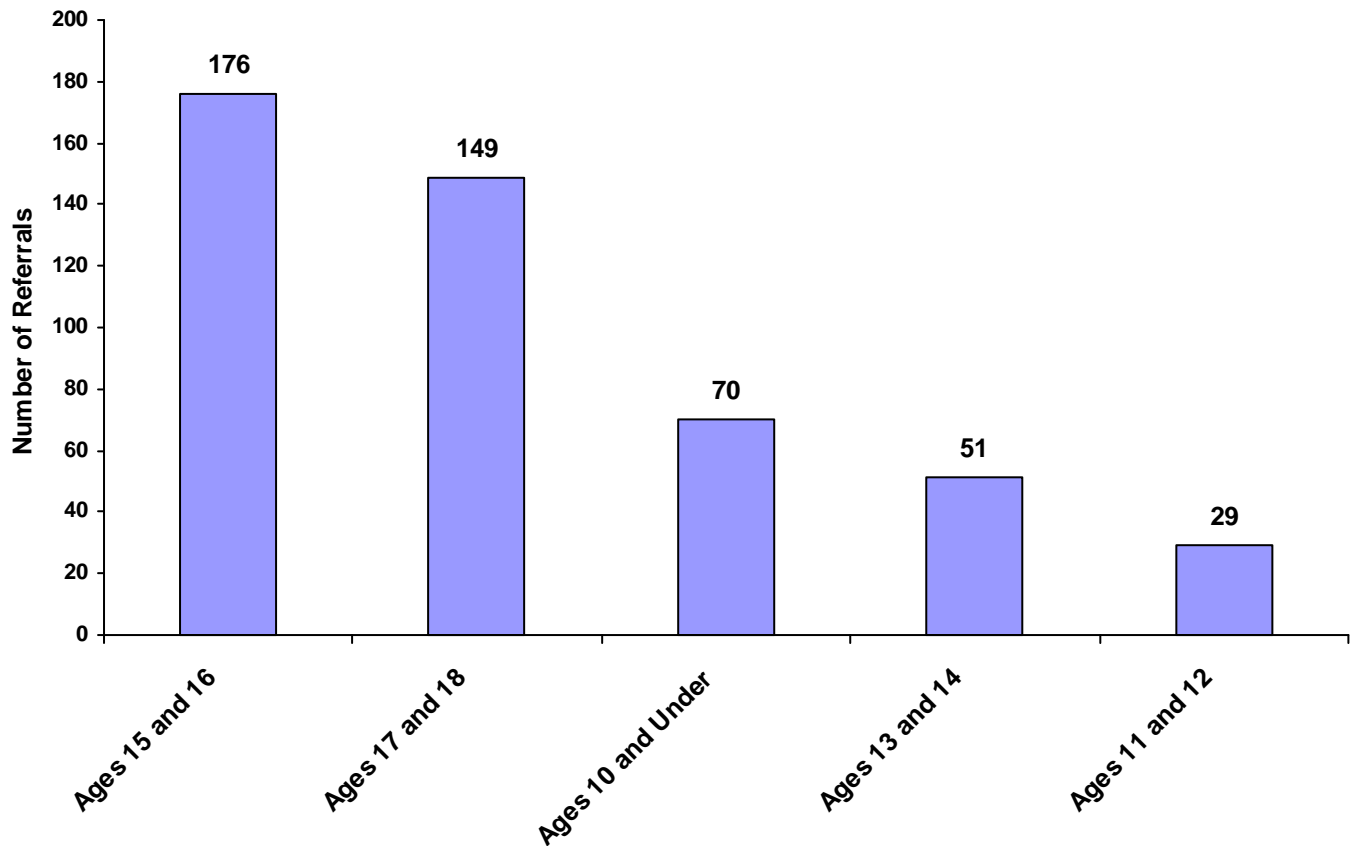
	White	African American	Native American	Asian	Mixed Race	Unknown Race	Total
Male	3	0	0	0	0	0	3
Female	2	0	0	0	0	0	2
Unknown Sex	0	0	0	0	0	0	0
Totals	5	0	0	0	0	0	5

**TENNESSEE COUNCIL OF JUVENILE AND FAMILY COURT JUDGES
2008 MARION COUNTY JUVENILE COURT STATISTICAL DATA**

Referrals by Age Group, Race and Sex for CY 2008

	White Male	African American Male	Other Race Male	White Female	African American Female	Other Race Female	Unknown Race or Sex	Total	% of Total Referrals
Birth through Age 10	31	2	0	36	0	0	1	70	14.74%
Ages 11 and 12	11	1	0	13	0	0	4	29	6.11%
Ages 13 and 14	27	3	0	16	3	0	2	51	10.74%
Ages 15 and 16	95	10	0	66	2	3	0	176	37.05%
Ages 17 and 18	93	5	0	37	10	2	2	149	31.37%
Unknown Age	0	0	0	0	0	0	0	0	0.00%
All Age Group Totals	257	21	0	168	15	5	9	475	

Total Referrals by Age Group

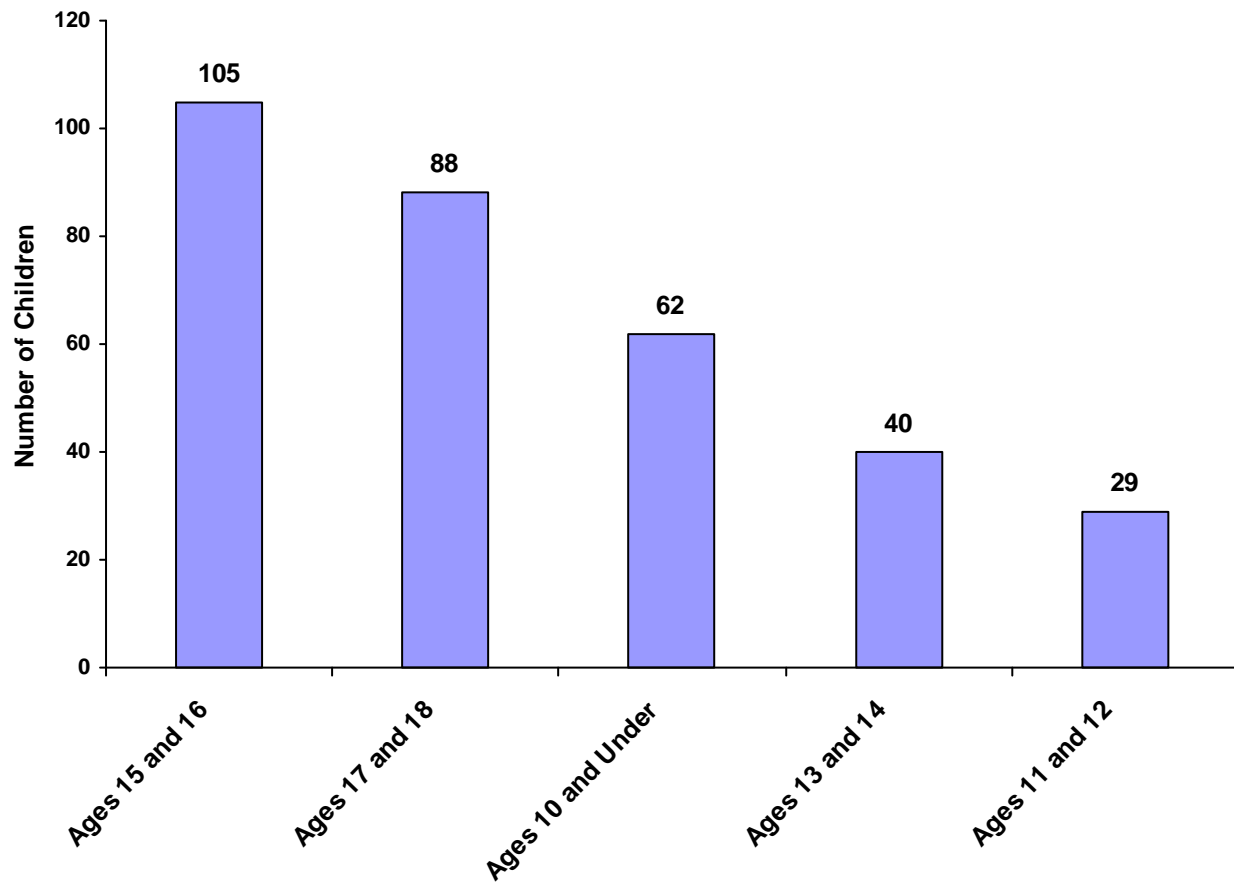


**TENNESSEE COUNCIL OF JUVENILE AND FAMILY COURT JUDGES
2008 MARION COUNTY JUVENILE COURT STATISTICAL DATA**

Children Referred by Age Group, Race and Sex for CY 2008

	White Male	African American Male	Other Race Male	White Female	African American Female	Other Race Female	Unknown Race or Sex	Total	% of All Children Referred
Ages 10 and Under	28	1	0	32	0	0	1	62	19.14%
Ages 11 through 12	11	1	0	13	0	0	4	29	8.95%
Ages 13 through 14	23	1	0	12	2	0	2	40	12.35%
Ages 15 through 16	53	5	0	44	2	1	0	105	32.41%
Ages 17 through 18	47	4	0	28	6	1	2	88	27.16%
Ages 19 and Over	0	0	0	0	0	0	0	0	0.00%
Total	162	12	0	129	10	2	9	324	

Total Children by Age Group

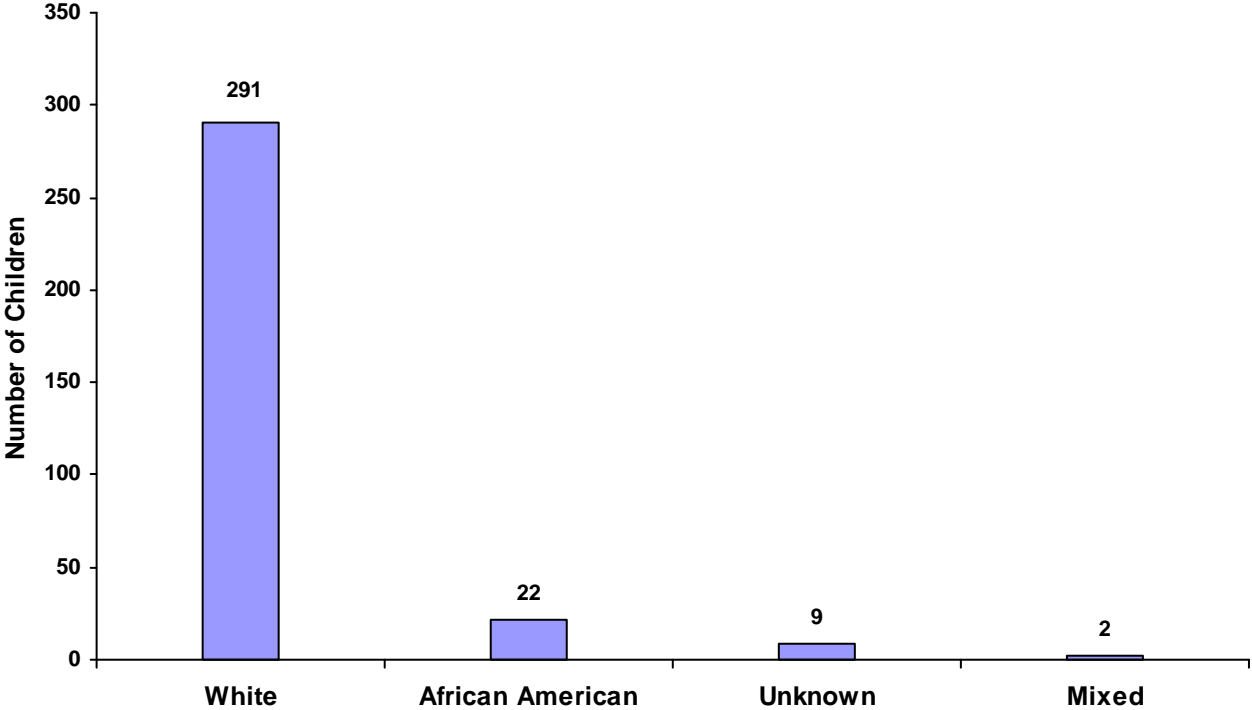


**TENNESSEE COUNCIL OF JUVENILE AND FAMILY COURT JUDGES
2008 MARION COUNTY JUVENILE COURT STATISTICAL DATA**

Children Referred by Race and Sex for CY 2008

Race	Male	Female	Unknown	Total
White	162	129	0	291
African American	12	10	0	22
Native American	0	0	0	0
Asian	0	0	0	0
Mixed	0	2	0	2
Unknown	5	3	1	9
Total	179	144	1	324

Total Children by Race

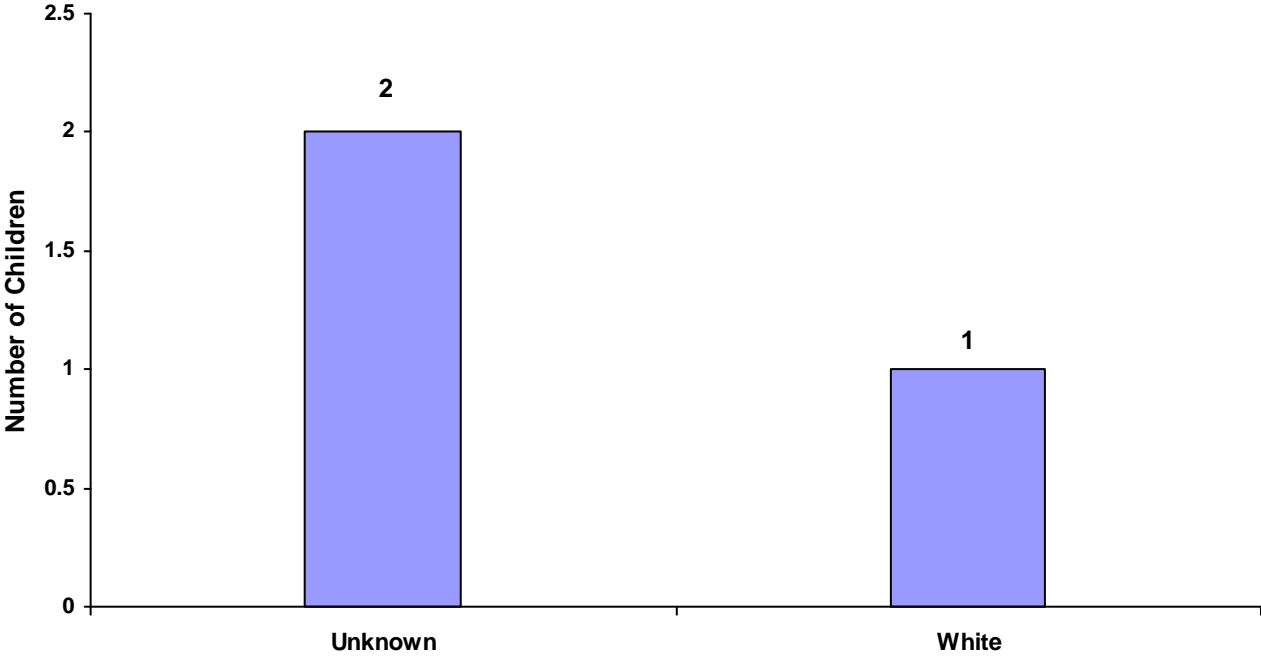


**TENNESSEE COUNCIL OF JUVENILE AND FAMILY COURT JUDGES
2008 MARION COUNTY JUVENILE COURT STATISTICAL DATA**

Children of Hispanic Origin by Race and Sex for CY 2008

Race	Male	Female	Unknown	Total
White	1	0	0	1
African American	0	0	0	0
Native American	0	0	0	0
Asian	0	0	0	0
Mixed	0	0	0	0
Unknown	1	1	0	2
Total	2	1	0	3

Total Children of Hispanic Origin by Race



**TENNESSEE COUNCIL OF JUVENILE AND FAMILY COURT JUDGES
2008 MARION COUNTY JUVENILE COURT STATISTICAL DATA**

Referrals by Type of Offense, Age Group, Race and Sex for CY 2008

	White Male	African American Male	Other Race Male	White Female	African American Female	Other Race Female	Unknown Race or Sex	Total
Delinquent								
Ages 10 and Under	1	0	0	0	0	0	0	1
Ages 11 through 12	4	1	0	0	0	0	3	8
Ages 13 through 14	12	3	0	5	2	0	0	22
Ages 15 through 16	66	7	0	30	1	3	0	107
Ages 17 through 18	67	4	0	19	4	0	0	94
Ages 19 and Over	0	0	0	0	0	0	0	0
Total	150	15	0	54	7	3	3	232
Status								
Ages 10 and Under	16	0	0	11	0	0	0	27
Ages 11 through 12	5	0	0	10	0	0	1	16
Ages 13 through 14	11	0	0	8	0	0	2	21
Ages 15 through 16	17	2	0	23	1	0	0	43
Ages 17 through 18	15	0	0	14	5	2	2	38
Ages 19 and Over	0	0	0	0	0	0	0	0
Total	64	2	0	66	6	2	5	145
Dependency and Neglect								
Ages 10 and Under	1	0	0	2	0	0	0	3
Ages 11 through 12	1	0	0	0	0	0	0	1
Ages 13 through 14	0	0	0	0	0	0	0	0
Ages 15 through 16	1	0	0	0	0	0	0	1
Ages 17 through 18	0	0	0	0	0	0	0	0
Ages 19 and Over	0	0	0	0	0	0	0	0
Total	3	0	0	2	0	0	0	5
Other Violations								
Ages 10 and Under	0	0	0	0	0	0	0	0
Ages 11 through 12	0	0	0	0	0	0	0	0
Ages 13 through 14	0	0	0	0	0	0	0	0
Ages 15 through 16	0	0	0	0	0	0	0	0
Ages 17 through 18	0	0	0	0	0	0	0	0
Ages 19 and Over	0	0	0	0	0	0	0	0
Total	0	0	0	0	0	0	0	0

**TENNESSEE COUNCIL OF JUVENILE AND FAMILY COURT JUDGES
2008 MARION COUNTY JUVENILE COURT STATISTICAL DATA**

Referrals by Type of Offense, Age Group, Race and Sex for CY 2008

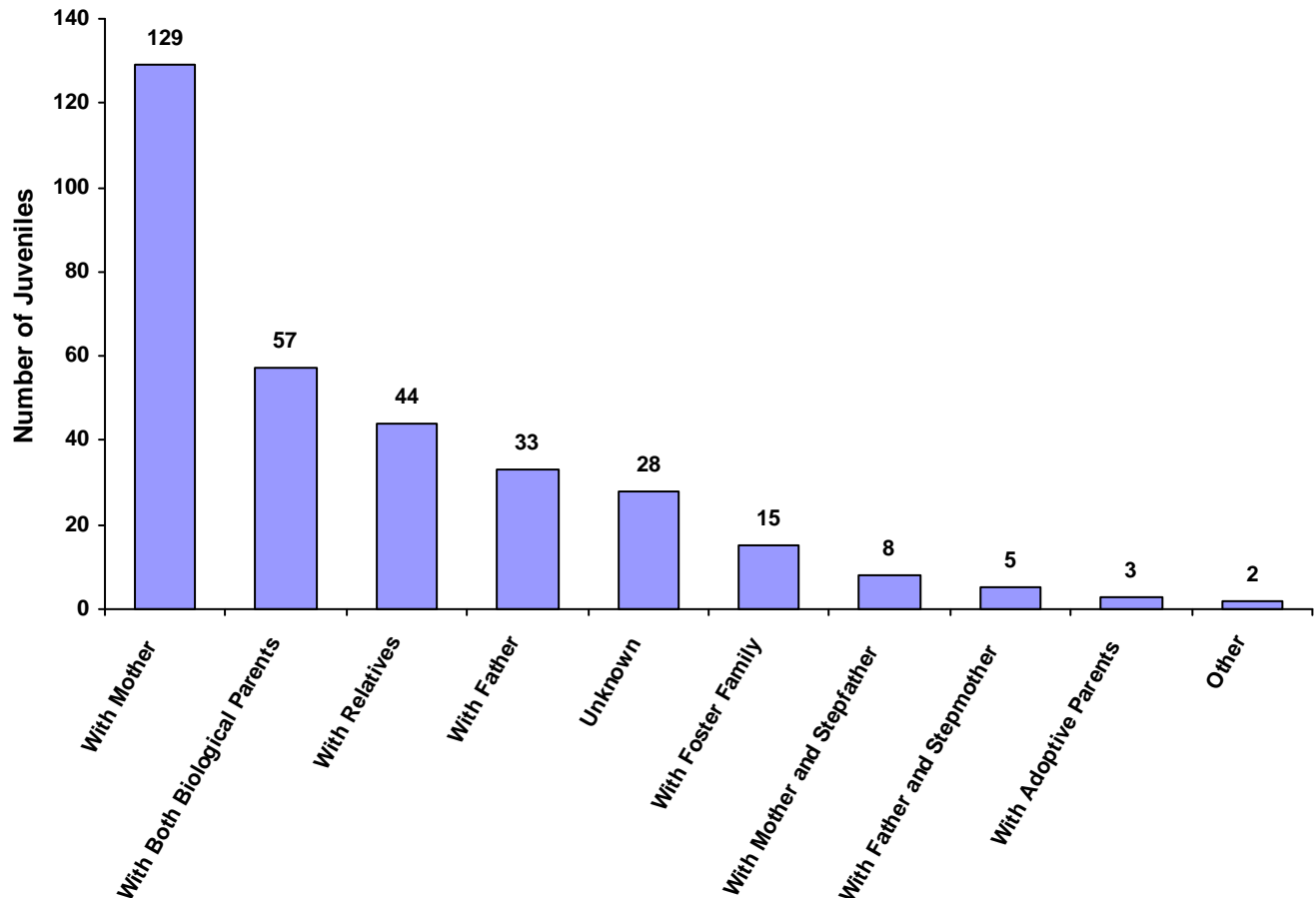
	White Male	African American Male	Other Race Male	White Female	African American Female	Other Race Female	Unknown Race or Sex	Total
Special Proceedings								
Ages 10 and Under	13	2	0	23	0	0	1	39
Ages 11 through 12	1	0	0	3	0	0	0	4
Ages 13 through 14	4	0	0	3	1	0	0	8
Ages 15 through 16	11	0	0	12	0	0	0	23
Ages 17 through 18	10	1	0	3	1	0	0	15
Ages 19 and Over	0	0	0	0	0	0	0	0
Total	39	3	0	44	2	0	1	89
Other								
Ages 10 and Under	0	0	0	0	0	0	0	0
Ages 11 through 12	0	0	0	0	0	0	0	0
Ages 13 through 14	0	0	0	0	0	0	0	0
Ages 15 through 16	0	1	0	1	0	0	0	2
Ages 17 through 18	1	0	0	1	0	0	0	2
Ages 19 and Over	0	0	0	0	0	0	0	0
Total	1	1	0	2	0	0	0	4
Grand Total	257	21	0	168	15	5	9	475

**TENNESSEE COUNCIL OF JUVENILE AND FAMILY COURT JUDGES
2008 MARION COUNTY JUVENILE COURT STATISTICAL DATA**

Living Arrangement of Juveniles by Race and Sex for CY 2008

	White Male	African American Male	Other Race Male	White Female	African American Female	Other Race Female	Unknown Race or Sex	Total	% of All Children Referred
With Both Biological Parents	26	1	0	28	0	0	2	57	17.59%
With Father and Stepmother	2	0	0	3	0	0	0	5	1.54%
With Mother and Stepfather	6	0	0	2	0	0	0	8	2.47%
With Mother	57	8	0	54	5	2	3	129	39.81%
With Father	21	0	0	12	0	0	0	33	10.19%
With Relatives	27	2	0	12	3	0	0	44	13.58%
With Adoptive Parents	2	0	0	1	0	0	0	3	0.93%
With Foster Family	5	1	0	7	1	0	1	15	4.63%
In a Group Home	0	0	0	0	0	0	0	0	0.00%
In a Residential Center	0	0	0	0	0	0	0	0	0.00%
In an Institution	0	0	0	0	0	0	0	0	0.00%
Independent	0	0	0	0	0	0	0	0	0.00%
Unknown	16	0	0	8	1	0	3	28	8.64%
Other	0	0	0	2	0	0	0	2	0.62%
Totals	162	12	0	129	10	2	9	324	

Living Arrangement of Juveniles



**TENNESSEE COUNCIL OF JUVENILE AND FAMILY COURT JUDGES
2008 MARION COUNTY JUVENILE COURT STATISTICAL DATA**

Last Grade Completed by Children by Race and Sex for CY 2008

	White Male	African American Male	Other Race Male	White Female	African American Female	Other Race Female	Unknown Race or Sex	Total	% of All Children Referred
Too Young for School	0	0	0	0	0	0	0	0	0.00%
Preschool	0	0	0	0	0	0	0	0	0.00%
Kindergarten	0	0	0	0	0	0	0	0	0.00%
1st Grade	7	0	0	5	0	0	0	12	3.70%
2nd Grade	1	0	0	0	0	0	0	1	0.31%
3rd Grade	1	0	0	2	0	0	0	3	0.93%
4th Grade	0	0	0	1	0	0	0	1	0.31%
5th Grade	5	0	0	3	0	0	0	8	2.47%
6th Grade	3	1	0	3	0	0	0	7	2.16%
7th Grade	7	1	0	2	0	0	0	10	3.09%
8th Grade	16	1	0	8	0	0	0	25	7.72%
9th Grade	14	2	0	10	2	0	1	29	8.95%
10th Grade	21	1	0	19	0	1	1	43	13.27%
11th Grade	20	1	0	20	1	1	0	43	13.27%
12th Grade	6	0	0	3	1	0	0	10	3.09%
Non-Graded Special Ed	0	0	0	0	0	0	0	0	0.00%
GED	0	0	0	0	0	0	0	0	0.00%
Graduated	3	0	0	0	0	0	0	3	0.93%
Never Attended School	8	1	0	14	0	0	1	24	7.41%
Unknown	50	4	0	36	6	0	6	102	31.48%
Other	0	0	0	3	0	0	0	3	0.93%
Totals	162	12	0	129	10	2	9	324	

Children Enrolled in School

	Children	% of All Children
Enrolled	260	80.25%
Not Enrolled	40	12.35%
Unknown	24	7.41%
	324	

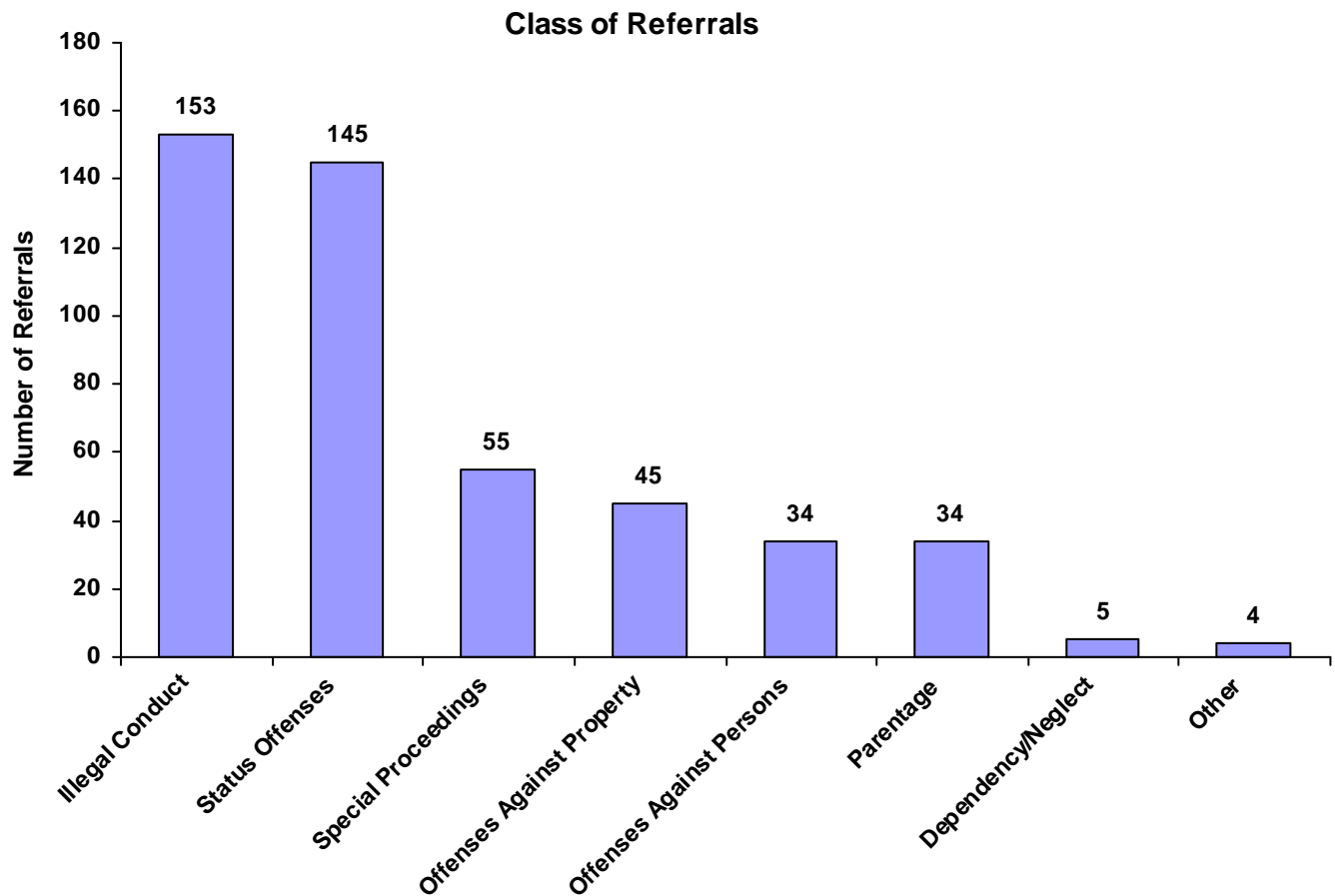
Children Enrolled in Special Education

	Children	% of All Children
Enrolled	22	6.79%
Not Enrolled	218	67.28%
Unknown	84	25.93%
	324	

**TENNESSEE COUNCIL OF JUVENILE AND FAMILY COURT JUDGES
2008 MARION COUNTY JUVENILE COURT STATISTICAL DATA**

Class of Referrals by Race and Sex for CY 2008

	White Male	African American Male	Other Race Male	White Female	African American Female	Other Race Female	Unknown Race or Sex	Total	% of Total Referrals
Offenses Against Persons	20	3	0	7	1	0	3	34	7.16%
Offenses Against Property	29	5	0	9	2	0	0	45	9.47%
Illegal Conduct	101	7	0	38	4	3	0	153	32.21%
Status Offenses	64	2	0	66	6	2	5	145	30.53%
Dependency/Neglect	3	0	0	2	0	0	0	5	1.05%
Other Violation Proceedings	0	0	0	0	0	0	0	0	0.00%
Parentage	12	1	0	21	0	0	0	34	7.16%
Special Proceedings	27	2	0	23	2	0	1	55	11.58%
Other	1	1	0	2	0	0	0	4	0.84%
Totals	257	21	0	168	15	5	9	475	



**TENNESSEE COUNCIL OF JUVENILE AND FAMILY COURT JUDGES
2008 MARION COUNTY JUVENILE COURT STATISTICAL DATA**

Referrals by Class and Type Of Offense by Race and Sex for CY 2008

	White Male	African American Male	Other Race Male	White Female	African American Female	Other Race Female	Unknown Race or Sex	Total
<u>Offenses Against Persons</u>								
Assault	12	1	0	5	0	0	3	21
Aggravated Assault	7	2	0	2	1	0	0	12
Aggravated Robbery	1	0	0	0	0	0	0	1
Criminal Homicide	0	0	0	0	0	0	0	0
1st Degree Murder	0	0	0	0	0	0	0	0
2nd Degree Murder	0	0	0	0	0	0	0	0
Aggravated Rape	0	0	0	0	0	0	0	0
Rape of a Child	0	0	0	0	0	0	0	0
Aggravated Vehicular Homicide	0	0	0	0	0	0	0	0
Esp. Aggravated Robbery	0	0	0	0	0	0	0	0
Esp. Aggravated Kidnapping	0	0	0	0	0	0	0	0
Aggravated Kidnapping	0	0	0	0	0	0	0	0
Aggravated Child Abuse / Neglect	0	0	0	0	0	0	0	0
Aggravated Sexual Battery	0	0	0	0	0	0	0	0
Rape	0	0	0	0	0	0	0	0
Voluntary Manslaughter	0	0	0	0	0	0	0	0
Vehicular Homicide	0	0	0	0	0	0	0	0
Sexual Abuse of a Child	0	0	0	0	0	0	0	0
Other Sexual Offenses	0	0	0	0	0	0	0	0
Robbery	0	0	0	0	0	0	0	0
Criminally Negligent Homicide	0	0	0	0	0	0	0	0
Attempted Crime Against a Person	0	0	0	0	0	0	0	0
Reckless Endangerment	0	0	0	0	0	0	0	0
Totals	20	3	0	7	1	0	3	34
<u>Offenses Against Property</u>								
Theft of Property	11	4	0	9	2	0	0	26
Vandalism	15	1	0	0	0	0	0	16
Aggravated Burglary	2	0	0	0	0	0	0	2
Burglary	1	0	0	0	0	0	0	1
Aggravated Arson	0	0	0	0	0	0	0	0
Arson	0	0	0	0	0	0	0	0
Forgery	0	0	0	0	0	0	0	0
Worthless Checks	0	0	0	0	0	0	0	0
Illegal Poss/Use of Credit/Debit Cards	0	0	0	0	0	0	0	0
Unauthorized Use of a Vehicle	0	0	0	0	0	0	0	0
Cruelty to Animals	0	0	0	0	0	0	0	0
Totals	29	5	0	9	2	0	0	45

**TENNESSEE COUNCIL OF JUVENILE AND FAMILY COURT JUDGES
2008 MARION COUNTY JUVENILE COURT STATISTICAL DATA**

Referrals by Class and Type Of Offense by Race and Sex for CY 2008

	White Male	African American Male	Other Race Male	White Female	African American Female	Other Race Female	Unknown Race or Sex	Total
<u>Illegal Conduct</u>								
Traffic	21	3	0	11	2	1	0	38
Possession/Consumption of Alcohol	20	0	0	12	0	1	0	33
Possession of Controlled Substances	11	0	0	3	0	0	0	14
Violation of Wildlife Regulations	13	0	0	0	0	0	0	13
Violation of Probation	8	1	0	2	1	0	0	12
Other Drug Offenses	8	0	0	1	0	0	0	9
Disorderly Conduct	6	0	0	3	0	0	0	9
Evading Arrest	4	1	0	2	1	0	0	8
Public Intoxication	3	0	0	1	0	1	0	5
Resist Stop/Frisk/Halt/Arrest/Search	1	1	0	1	0	0	0	3
Harassment	1	0	0	1	0	0	0	2
Filing a False Police Report	1	0	0	1	0	0	0	2
Sale of Controlled Substances	1	0	0	0	0	0	0	1
Carrying Weapons on School Property	1	0	0	0	0	0	0	1
Driving Under Influence (DUI)	1	0	0	0	0	0	0	1
Criminal Trespass	1	0	0	0	0	0	0	1
Local Ordinances	0	1	0	0	0	0	0	1
Criminal Attempt	0	0	0	0	0	0	0	0
Unlawful Carrying / Poss of a Weapon	0	0	0	0	0	0	0	0
Escape	0	0	0	0	0	0	0	0
Aggravated Criminal Trespass	0	0	0	0	0	0	0	0
Failure to Appear	0	0	0	0	0	0	0	0
Criminal Impersonation	0	0	0	0	0	0	0	0
Gambling	0	0	0	0	0	0	0	0
Contempt of Court	0	0	0	0	0	0	0	0
Violation of Aftercare	0	0	0	0	0	0	0	0
Totals	101	7	0	38	4	3	0	153
<u>Status Offenses</u>								
Truancy	50	1	0	53	4	1	5	114
Unruly Behavior	11	1	0	10	1	1	0	24
In-State Runaway	3	0	0	2	0	0	0	5
Out-of-State Runaway	0	0	0	1	1	0	0	2
Possession of Tobacco Products	0	0	0	0	0	0	0	0
Violation of a Valid Court Order	0	0	0	0	0	0	0	0
Violation of Curfew	0	0	0	0	0	0	0	0
Totals	64	2	0	66	6	2	5	145
<u>Dependency/Neglect</u>								
Dependency / Neglect	1	0	0	2	0	0	0	3
Termination of Parental Rights	2	0	0	0	0	0	0	2
Sexually Abused Child	0	0	0	0	0	0	0	0
Physically Abused Child	0	0	0	0	0	0	0	0
Totals	3	0	0	2	0	0	0	5

**TENNESSEE COUNCIL OF JUVENILE AND FAMILY COURT JUDGES
2008 MARION COUNTY JUVENILE COURT STATISTICAL DATA**

Referrals by Class and Type Of Offense by Race and Sex for CY 2008

	White Male	African American Male	Other Race Male	White Female	African American Female	Other Race Female	Unknown Race or Sex	Total
<u>Other Violation Proceedings</u>								
Violation of Pretrial Diversion	0	0	0	0	0	0	0	0
Violation of Informal Adjustment	0	0	0	0	0	0	0	0
Totals	0	0	0	0	0	0	0	0
<u>Parentage</u>								
Custody	12	1	0	21	0	0	0	34
Visitation	0	0	0	0	0	0	0	0
Paternity / Legitimation	0	0	0	0	0	0	0	0
Child Support	0	0	0	0	0	0	0	0
Totals	12	1	0	21	0	0	0	34
<u>Special Proceedings</u>								
Judicial Review	26	2	0	23	2	0	1	54
Administrative Review	1	0	0	0	0	0	0	1
Foster Care Review	0	0	0	0	0	0	0	0
Request for Medical Treatment	0	0	0	0	0	0	0	0
Consent to Marry	0	0	0	0	0	0	0	0
Totals	27	2	0	23	2	0	1	55
<u>Other</u>								
Other	1	1	0	2	0	0	0	4
Totals	1	1	0	2	0	0	0	4
All Referral Totals	257	21	0	168	15	5	9	475

**TENNESSEE COUNCIL OF JUVENILE AND FAMILY COURT JUDGES
2008 MARION COUNTY JUVENILE COURT STATISTICAL DATA**

Referral Reasons by Type of Offense, Race and Sex for CY 2008

	White Male	African American Male	Other Race Male	White Female	African American Female	Other Race Female	Unknown Race or Sex	Total
Delinquent								
Traffic	21	3	0	11	2	1	0	38
Possession/Consumption of Alcohol	20	0	0	12	0	1	0	33
Theft of Property	11	4	0	9	2	0	0	26
Assault	12	1	0	5	0	0	3	21
Vandalism	15	1	0	0	0	0	0	16
Possession of Controlled Substances	11	0	0	3	0	0	0	14
Violation of Wildlife Regulations	13	0	0	0	0	0	0	13
Aggravated Assault	7	2	0	2	1	0	0	12
Violation of Probation	8	1	0	2	1	0	0	12
Other Drug Offenses	8	0	0	1	0	0	0	9
Disorderly Conduct	6	0	0	3	0	0	0	9
Evading Arrest	4	1	0	2	1	0	0	8
Public Intoxication	3	0	0	1	0	1	0	5
Resist Stop/Frisk/Halt/Arrest/Search	1	1	0	1	0	0	0	3
Aggravated Burglary	2	0	0	0	0	0	0	2
Harassment	1	0	0	1	0	0	0	2
Filing a False Police Report	1	0	0	1	0	0	0	2
Aggravated Robbery	1	0	0	0	0	0	0	1
Burglary	1	0	0	0	0	0	0	1
Sale of Controlled Substances	1	0	0	0	0	0	0	1
Carrying Weapons on School Property	1	0	0	0	0	0	0	1
Driving Under Influence (DUI)	1	0	0	0	0	0	0	1
Criminal Trespass	1	0	0	0	0	0	0	1
Local Ordinances	0	1	0	0	0	0	0	1
Criminal Homicide	0	0	0	0	0	0	0	0
1st Degree Murder	0	0	0	0	0	0	0	0
2nd Degree Murder	0	0	0	0	0	0	0	0
Aggravated Rape	0	0	0	0	0	0	0	0
Rape of a Child	0	0	0	0	0	0	0	0
Aggravated Vehicular Homicide	0	0	0	0	0	0	0	0
Esp. Aggravated Robbery	0	0	0	0	0	0	0	0
Esp. Aggravated Kidnapping	0	0	0	0	0	0	0	0
Aggravated Kidnapping	0	0	0	0	0	0	0	0
Aggravated Child Abuse / Neglect	0	0	0	0	0	0	0	0
Aggravated Sexual Battery	0	0	0	0	0	0	0	0
Rape	0	0	0	0	0	0	0	0
Voluntary Manslaughter	0	0	0	0	0	0	0	0
Vehicular Homicide	0	0	0	0	0	0	0	0
Sexual Abuse of a Child	0	0	0	0	0	0	0	0
Other Sexual Offenses	0	0	0	0	0	0	0	0
Robbery	0	0	0	0	0	0	0	0
Criminally Negligent Homicide	0	0	0	0	0	0	0	0
Attempted Crime Against a Person	0	0	0	0	0	0	0	0
Reckless Endangerment	0	0	0	0	0	0	0	0
Aggravated Arson	0	0	0	0	0	0	0	0
Arson	0	0	0	0	0	0	0	0
Forgery	0	0	0	0	0	0	0	0
Worthless Checks	0	0	0	0	0	0	0	0
Illegal Poss/Use of Credit/Debit Cards	0	0	0	0	0	0	0	0
Unauthorized Use of a Vehicle	0	0	0	0	0	0	0	0
Cruelty to Animals	0	0	0	0	0	0	0	0
Criminal Attempt	0	0	0	0	0	0	0	0

**TENNESSEE COUNCIL OF JUVENILE AND FAMILY COURT JUDGES
2008 MARION COUNTY JUVENILE COURT STATISTICAL DATA**

Referral Reasons by Type of Offense, Race and Sex for CY 2008

	White Male	African American Male	Other Race Male	White Female	African American Female	Other Race Female	Unknown Race or Sex	Total
<u>Delinquent</u>								
Unlawful Carrying / Poss of a Weapon	0	0	0	0	0	0	0	0
Escape	0	0	0	0	0	0	0	0
Aggravated Criminal Trespass	0	0	0	0	0	0	0	0
Failure to Appear	0	0	0	0	0	0	0	0
Criminal Impersonation	0	0	0	0	0	0	0	0
Gambling	0	0	0	0	0	0	0	0
Contempt of Court	0	0	0	0	0	0	0	0
Violation of Aftercare	0	0	0	0	0	0	0	0
Totals	150	15	0	54	7	3	3	232
<u>Status</u>								
Truancy	50	1	0	53	4	1	5	114
Unruly Behavior	11	1	0	10	1	1	0	24
In-State Runaway	3	0	0	2	0	0	0	5
Out-of-State Runaway	0	0	0	1	1	0	0	2
Possession of Tobacco Products	0	0	0	0	0	0	0	0
Violation of a Valid Court Order	0	0	0	0	0	0	0	0
Violation of Curfew	0	0	0	0	0	0	0	0
Totals	64	2	0	66	6	2	5	145
<u>Dependency and Neglect</u>								
Dependency / Neglect	1	0	0	2	0	0	0	3
Termination of Parental Rights	2	0	0	0	0	0	0	2
Sexually Abused Child	0	0	0	0	0	0	0	0
Physically Abused Child	0	0	0	0	0	0	0	0
Totals	3	0	0	2	0	0	0	5
<u>Other Violations</u>								
Violation of Pretrial Diversion	0	0	0	0	0	0	0	0
Violation of Informal Adjustment	0	0	0	0	0	0	0	0
Totals	0	0	0	0	0	0	0	0
<u>Special Proceedings</u>								
Judicial Review	26	2	0	23	2	0	1	54
Custody	12	1	0	21	0	0	0	34
Administrative Review	1	0	0	0	0	0	0	1
Foster Care Review	0	0	0	0	0	0	0	0
Visitation	0	0	0	0	0	0	0	0
Paternity / Legitimation	0	0	0	0	0	0	0	0
Child Support	0	0	0	0	0	0	0	0
Request for Medical Treatment	0	0	0	0	0	0	0	0
Consent to Marry	0	0	0	0	0	0	0	0
Totals	39	3	0	44	2	0	1	89
<u>Other</u>								
Other	1	1	0	2	0	0	0	4
Totals	1	1	0	2	0	0	0	4
All Referral Totals	257	21	0	168	15	5	9	475

**TENNESSEE COUNCIL OF JUVENILE AND FAMILY COURT JUDGES
2008 MARION COUNTY JUVENILE COURT STATISTICAL DATA**

Top 4 Referral Reasons by Race and Sex for CY 2008

Sex	Race	Referral Reason	Total
Male			
	White	1. Truancy	50
		2. Judicial Review	26
		3. Traffic	21
		4. Possession/Consumption of Alcohol	20
	African American	1. Theft of Property	4
		2. Traffic	3
		3. Aggravated Assault	2
		4. Judicial Review	2
Female			
	White	1. Truancy	53
		2. Judicial Review	23
		3. Custody	21
		4. Possession/Consumption of Alcohol	12
	African American	1. Truancy	4
		2. Theft of Property	2
		3. Traffic	2
		4. Judicial Review	2
	Other Race	1. Possession/Consumption of Alcohol	1
		2. Public Intoxication	1
		3. Traffic	1
		4. Truancy	1
Unknown			
	Unknown	1. Truancy	5
		2. Assault	3
		3. Judicial Review	1

**TENNESSEE COUNCIL OF JUVENILE AND FAMILY COURT JUDGES
2008 MARION COUNTY JUVENILE COURT STATISTICAL DATA**

Top 4 Referral Reasons by Race and Sex and by Type of Offense for CY 2008

Sex	Race	Referral Type	Referral Reason	Total		
Male	White	Delinquent	1. Traffic	21		
			2. Possession/Consumption of Alcohol	20		
			3. Vandalism	15		
			4. Violation of Wildlife Regulations	13		
		Status	1. Truancy	50		
			2. Unruly Behavior	11		
			3. In-State Runaway	3		
		Dependency and Neglect	1. Termination of Parental Rights	2		
			2. Dependency / Neglect	1		
		Special Proceedings	1. Judicial Review	26		
			2. Custody	12		
			3. Administrative Review	1		
Other	1. Other	1				
Male	African American	Delinquent	1. Theft of Property	4		
			2. Traffic	3		
			3. Aggravated Assault	2		
			4. Evading Arrest	1		
		Status	1. Unruly Behavior	1		
			2. Truancy	1		
		Special Proceedings	1. Judicial Review	2		
			2. Custody	1		
		Other	1. Other	1		
		Female	White	Delinquent	1. Possession/Consumption of Alcohol	12
					2. Traffic	11
					3. Theft of Property	9
4. Assault	5					
Status	1. Truancy			53		
	2. Unruly Behavior			10		
	3. In-State Runaway			2		
Dependency and Neglect	4. Out-of-State Runaway			1		
	1. Dependency / Neglect			2		
Special Proceedings	1. Judicial Review			23		
	2. Custody			21		
Other	1. Other			2		
Female	African American	Delinquent	1. Theft of Property	2		
			2. Traffic	2		
			3. Violation of Probation	1		
			4. Aggravated Assault	1		
		Status	1. Truancy	4		
			2. Unruly Behavior	1		
			3. Out-of-State Runaway	1		
		Special Proceedings	1. Judicial Review	2		
Female	Other Race	Delinquent	1. Possession/Consumption of Alcohol	1		
			2. Public Intoxication	1		
			3. Traffic	1		
		Status	1. Truancy	1		
			2. Unruly Behavior	1		

**TENNESSEE COUNCIL OF JUVENILE AND FAMILY COURT JUDGES
2008 MARION COUNTY JUVENILE COURT STATISTICAL DATA**

Top 4 Referral Reasons by Race and Sex and by Type of Offense for CY 2008

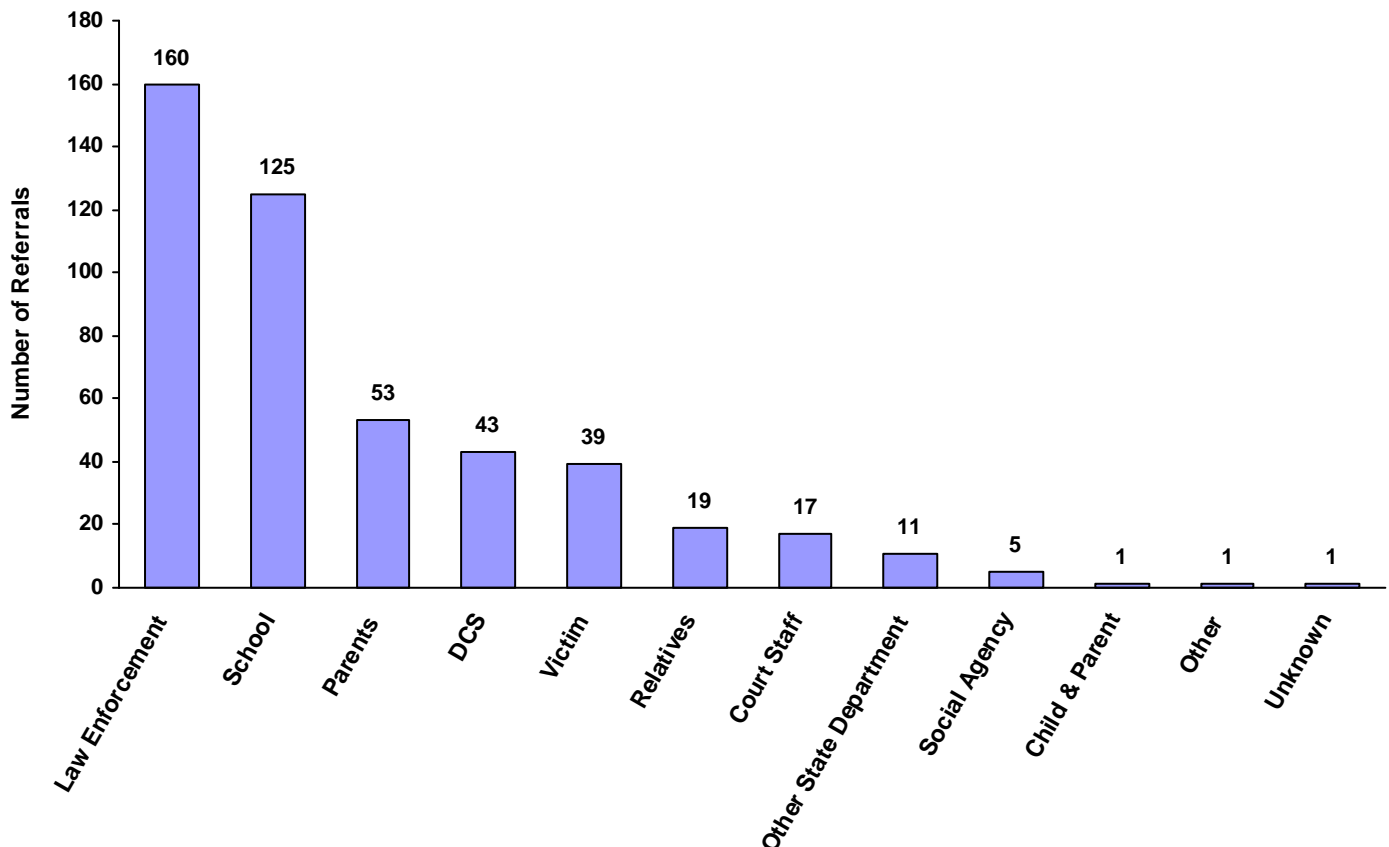
Sex	Race	Referral Type	Referral Reason	Total
Unknown	Unknown	Delinquent	1. Assault	3
		Status	1. Truancy	5
		Special Proceedings	1. Judicial Review	1

**TENNESSEE COUNCIL OF JUVENILE AND FAMILY COURT JUDGES
2008 MARION COUNTY JUVENILE COURT STATISTICAL DATA**

Source of Referrals by Race and Sex for CY 2008

	White Male	African American Male	Other Race Male	White Female	African American Female	Other Race Female	Unknown Race or Sex	Total	% of Total Referrals
Law Enforcement	104	9	0	40	4	3	0	160	33.68%
Parents	21	1	0	27	3	1	0	53	11.16%
Relatives	11	1	0	7	0	0	0	19	4.00%
Self	0	0	0	0	0	0	0	0	0.00%
School	57	2	0	56	4	1	5	125	26.32%
CSA	0	0	0	0	0	0	0	0	0.00%
DCS	18	2	0	20	2	0	1	43	9.05%
Other State Department	11	0	0	0	0	0	0	11	2.32%
District Attorney's Office	0	0	0	0	0	0	0	0	0.00%
Court Staff	13	0	0	4	0	0	0	17	3.58%
Social Agency	2	2	0	0	1	0	0	5	1.05%
Other Court	0	0	0	0	0	0	0	0	0.00%
Victim	20	4	0	11	1	0	3	39	8.21%
Child & Parent	0	0	0	1	0	0	0	1	0.21%
Hospital	0	0	0	0	0	0	0	0	0.00%
Unknown	0	0	0	1	0	0	0	1	0.21%
Other	0	0	0	1	0	0	0	1	0.21%
Totals	257	21	0	168	15	5	9	475	

Total Source of Referrals



**TENNESSEE COUNCIL OF JUVENILE AND FAMILY COURT JUDGES
2008 MARION COUNTY JUVENILE COURT STATISTICAL DATA**

Six Most Frequent Referral Reasons by Source, Race and Sex for CY 2008

	White Male	African American Male	Other Race Male	White Female	African American Female	Other Race Female	Unknown Race or Sex	Total
<u>Law Enforcement</u>								
1. Traffic	21	2	0	11	2	1	0	37
2. Possession / Consumption of Alcohol	20	0	0	12	0	1	0	33
3. Theft of Property	7	2	0	4	0	0	0	13
4. Possession of Controlled Substances	9	0	0	3	0	0	0	12
5. Vandalism	10	1	0	0	0	0	0	11
6. Disorderly Conduct	6	0	0	3	0	0	0	9
<u>Parents</u>								
1. Custody	8	0	0	12	0	0	0	20
2. Unruly Behavior	4	1	0	9	1	1	0	16
3. Aggravated Assault	4	0	0	1	0	0	0	5
4. Judicial Review	2	0	0	2	0	0	0	4
5. In-State Runaway	1	0	0	2	0	0	0	3
6. Assault	1	0	0	1	0	0	0	2
<u>Relatives</u>								
1. Custody	3	0	0	7	0	0	0	10
2. Unruly Behavior	4	0	0	0	0	0	0	4
3. In-State Runaway	2	0	0	0	0	0	0	2
4. Judicial Review	1	1	0	0	0	0	0	2
5. Vandalism	1	0	0	0	0	0	0	1
6. NO REFERRAL SUBMITTED	0	0	0	0	0	0	0	0
<u>Self</u>								
1. NO REFERRAL SUBMITTED	0	0	0	0	0	0	0	0
<u>School</u>								
1. Truancy	50	1	0	52	4	1	5	113
2. Judicial Review	1	0	0	3	0	0	0	4
3. Possession of Controlled Substances	2	0	0	0	0	0	0	2
4. Unruly Behavior	1	0	0	1	0	0	0	2
5. Carrying Weapons on School Property	1	0	0	0	0	0	0	1
6. Sale of Controlled Substances	1	0	0	0	0	0	0	1
<u>Community Service Agencies</u>								
1. NO REFERRAL SUBMITTED	0	0	0	0	0	0	0	0
<u>Department of Children's Services</u>								
1. Judicial Review	13	1	0	15	2	0	1	32
2. Dependency / Neglect	1	0	0	2	0	0	0	3
3. Custody	1	1	0	0	0	0	0	2
4. Termination of Parental Rights	2	0	0	0	0	0	0	2
5. Administrative Review	1	0	0	0	0	0	0	1
6. Out-of-State Runaway	0	0	0	1	0	0	0	1

**TENNESSEE COUNCIL OF JUVENILE AND FAMILY COURT JUDGES
2008 MARION COUNTY JUVENILE COURT STATISTICAL DATA**

Six Most Frequent Referral Reasons by Source, Race and Sex for CY 2008

	White Male	African American Male	Other Race Male	White Female	African American Female	Other Race Female	Unknown Race or Sex	Total
<u>Other State Department</u>								
1. Violation of Wildlife Regulations	11	0	0	0	0	0	0	11
2. NO REFERRAL SUBMITTED	0	0	0	0	0	0	0	0
<u>District Attorney's Office</u>								
1. NO REFERRAL SUBMITTED	0	0	0	0	0	0	0	0
<u>Court Staff</u>								
1. Judicial Review	8	0	0	2	0	0	0	10
2. Violation of Probation	5	0	0	1	0	0	0	6
3. Custody	0	0	0	1	0	0	0	1
4. NO REFERRAL SUBMITTED	0	0	0	0	0	0	0	0
<u>Social Agency</u>								
1. Violation of Probation	1	1	0	0	1	0	0	3
2. Judicial Review	1	0	0	0	0	0	0	1
3. Traffic	0	1	0	0	0	0	0	1
4. NO REFERRAL SUBMITTED	0	0	0	0	0	0	0	0
<u>Other Court</u>								
1. NO REFERRAL SUBMITTED	0	0	0	0	0	0	0	0
<u>Victim</u>								
1. Assault	10	1	0	4	0	0	3	18
2. Theft of Property	4	1	0	5	1	0	0	11
3. Vandalism	4	0	0	0	0	0	0	4
4. Aggravated Assault	0	2	0	1	0	0	0	3
5. Harassment	1	0	0	1	0	0	0	2
6. Unruly Behavior	1	0	0	0	0	0	0	1
<u>Child & Parent</u>								
1. Other	0	0	0	1	0	0	0	1
2. NO REFERRAL SUBMITTED	0	0	0	0	0	0	0	0
<u>Hospital</u>								
1. NO REFERRAL SUBMITTED	0	0	0	0	0	0	0	0
<u>Unknown</u>								
1. Judicial Review	0	0	0	1	0	0	0	1
2. NO REFERRAL SUBMITTED	0	0	0	0	0	0	0	0
<u>Other</u>								
1. Custody	0	0	0	1	0	0	0	1
2. NO REFERRAL SUBMITTED	0	0	0	0	0	0	0	0

**TENNESSEE COUNCIL OF JUVENILE AND FAMILY COURT JUDGES
2008 MARION COUNTY JUVENILE COURT STATISTICAL DATA**

Source of Referrals by Type of Offense, Race and Sex for CY 2008

	White Male	African American Male	Other Race Male	White Female	African American Female	Other Race Female	Unknown Race or Sex	Total
<u>Delinquent</u>								
Law Enforcement	102	8	0	39	4	3	0	156
Victim	19	4	0	11	1	0	3	38
Other State Department	11	0	0	0	0	0	0	11
Parents	6	0	0	2	1	0	0	9
Court Staff	5	0	0	1	0	0	0	6
School	5	1	0	0	0	0	0	6
Social Agency	1	2	0	0	1	0	0	4
DCS	0	0	0	1	0	0	0	1
Relatives	1	0	0	0	0	0	0	1
Child & Parent	0	0	0	0	0	0	0	0
CSA	0	0	0	0	0	0	0	0
District Attorney's Office	0	0	0	0	0	0	0	0
Hospital	0	0	0	0	0	0	0	0
Other	0	0	0	0	0	0	0	0
Other Court	0	0	0	0	0	0	0	0
Self	0	0	0	0	0	0	0	0
Unknown	0	0	0	0	0	0	0	0
Totals	150	15	0	54	7	3	3	232

<u>Status/Unruly</u>								
School	51	1	0	53	4	1	5	115
Parents	5	1	0	11	2	1	0	20
Relatives	6	0	0	0	0	0	0	6
DCS	0	0	0	2	0	0	0	2
Law Enforcement	1	0	0	0	0	0	0	1
Victim	1	0	0	0	0	0	0	1
Child & Parent	0	0	0	0	0	0	0	0
Court Staff	0	0	0	0	0	0	0	0
CSA	0	0	0	0	0	0	0	0
District Attorney's Office	0	0	0	0	0	0	0	0
Hospital	0	0	0	0	0	0	0	0
Other	0	0	0	0	0	0	0	0
Other Court	0	0	0	0	0	0	0	0
Other State Department	0	0	0	0	0	0	0	0
Self	0	0	0	0	0	0	0	0
Social Agency	0	0	0	0	0	0	0	0
Unknown	0	0	0	0	0	0	0	0
Totals	64	2	0	66	6	2	5	145

**TENNESSEE COUNCIL OF JUVENILE AND FAMILY COURT JUDGES
2008 MARION COUNTY JUVENILE COURT STATISTICAL DATA**

Source of Referrals by Type of Offense, Race and Sex for CY 2008

	White Male	African American Male	Other Race Male	White Female	African American Female	Other Race Female	Unknown Race or Sex	Total
<u>Dependency and Neglect</u>								
DCS	3	0	0	2	0	0	0	5
Child & Parent	0	0	0	0	0	0	0	0
Court Staff	0	0	0	0	0	0	0	0
CSA	0	0	0	0	0	0	0	0
District Attorney's Office	0	0	0	0	0	0	0	0
Hospital	0	0	0	0	0	0	0	0
Law Enforcement	0	0	0	0	0	0	0	0
Other	0	0	0	0	0	0	0	0
Other Court	0	0	0	0	0	0	0	0
Other State Department	0	0	0	0	0	0	0	0
Parents	0	0	0	0	0	0	0	0
Relatives	0	0	0	0	0	0	0	0
School	0	0	0	0	0	0	0	0
Self	0	0	0	0	0	0	0	0
Social Agency	0	0	0	0	0	0	0	0
Unknown	0	0	0	0	0	0	0	0
Victim	0	0	0	0	0	0	0	0
Totals	3	0	0	2	0	0	0	5

<u>Other Violations</u>								
Child & Parent	0	0	0	0	0	0	0	0
Court Staff	0	0	0	0	0	0	0	0
CSA	0	0	0	0	0	0	0	0
DCS	0	0	0	0	0	0	0	0
District Attorney's Office	0	0	0	0	0	0	0	0
Hospital	0	0	0	0	0	0	0	0
Law Enforcement	0	0	0	0	0	0	0	0
Other	0	0	0	0	0	0	0	0
Other Court	0	0	0	0	0	0	0	0
Other State Department	0	0	0	0	0	0	0	0
Parents	0	0	0	0	0	0	0	0
Relatives	0	0	0	0	0	0	0	0
School	0	0	0	0	0	0	0	0
Self	0	0	0	0	0	0	0	0
Social Agency	0	0	0	0	0	0	0	0
Unknown	0	0	0	0	0	0	0	0
Victim	0	0	0	0	0	0	0	0
Totals	0	0	0	0	0	0	0	0

**TENNESSEE COUNCIL OF JUVENILE AND FAMILY COURT JUDGES
2008 MARION COUNTY JUVENILE COURT STATISTICAL DATA**

Source of Referrals by Type of Offense, Race and Sex for CY 2008

	White Male	African American Male	Other Race Male	White Female	African American Female	Other Race Female	Unknown Race or Sex	Total
<u>Special Proceedings</u>								
DCS	15	2	0	15	2	0	1	35
Parents	10	0	0	14	0	0	0	24
Relatives	4	1	0	7	0	0	0	12
Court Staff	8	0	0	3	0	0	0	11
School	1	0	0	3	0	0	0	4
Other	0	0	0	1	0	0	0	1
Social Agency	1	0	0	0	0	0	0	1
Unknown	0	0	0	1	0	0	0	1
Child & Parent	0	0	0	0	0	0	0	0
CSA	0	0	0	0	0	0	0	0
District Attorney's Office	0	0	0	0	0	0	0	0
Hospital	0	0	0	0	0	0	0	0
Law Enforcement	0	0	0	0	0	0	0	0
Other Court	0	0	0	0	0	0	0	0
Other State Department	0	0	0	0	0	0	0	0
Self	0	0	0	0	0	0	0	0
Victim	0	0	0	0	0	0	0	0
Totals	39	3	0	44	2	0	1	89
<u>Other</u>								
Law Enforcement	1	1	0	1	0	0	0	3
Child & Parent	0	0	0	1	0	0	0	1
Court Staff	0	0	0	0	0	0	0	0
CSA	0	0	0	0	0	0	0	0
DCS	0	0	0	0	0	0	0	0
District Attorney's Office	0	0	0	0	0	0	0	0
Hospital	0	0	0	0	0	0	0	0
Other	0	0	0	0	0	0	0	0
Other Court	0	0	0	0	0	0	0	0
Other State Department	0	0	0	0	0	0	0	0
Parents	0	0	0	0	0	0	0	0
Relatives	0	0	0	0	0	0	0	0
School	0	0	0	0	0	0	0	0
Self	0	0	0	0	0	0	0	0
Social Agency	0	0	0	0	0	0	0	0
Unknown	0	0	0	0	0	0	0	0
Victim	0	0	0	0	0	0	0	0
Totals	1	1	0	2	0	0	0	4
All Referral Source Totals	257	21	0	168	15	5	9	475

**TENNESSEE COUNCIL OF JUVENILE AND FAMILY COURT JUDGES
2008 MARION COUNTY JUVENILE COURT STATISTICAL DATA**

**Children Referred for Unlawful Carrying/Possession of a Weapon for CY 2008
Total Children = 324**

	White Male	African American Male	Other Race Male	White Female	African American Female	Other Race Female	Unknown Race or Sex	Total	% of All Children Referred
Age Under 1	0	0	0	0	0	0	0	0	0.00%
Age 1	0	0	0	0	0	0	0	0	0.00%
Age 2	0	0	0	0	0	0	0	0	0.00%
Age 3	0	0	0	0	0	0	0	0	0.00%
Age 4	0	0	0	0	0	0	0	0	0.00%
Age 5	0	0	0	0	0	0	0	0	0.00%
Age 6	0	0	0	0	0	0	0	0	0.00%
Age 7	0	0	0	0	0	0	0	0	0.00%
Age 8	0	0	0	0	0	0	0	0	0.00%
Age 9	0	0	0	0	0	0	0	0	0.00%
Age 10	0	0	0	0	0	0	0	0	0.00%
Age 11	0	0	0	0	0	0	0	0	0.00%
Age 12	0	0	0	0	0	0	0	0	0.00%
Age 13	0	0	0	0	0	0	0	0	0.00%
Age 14	0	0	0	0	0	0	0	0	0.00%
Age 15	0	0	0	0	0	0	0	0	0.00%
Age 16	0	0	0	0	0	0	0	0	0.00%
Age 17	0	0	0	0	0	0	0	0	0.00%
Age 18	0	0	0	0	0	0	0	0	0.00%
Age 19 and Over	0	0	0	0	0	0	0	0	0.00%
Totals	0	0	0	0	0	0	0	0	

Total Children Referred for Unlawfully Carrying/Possessing Weapons

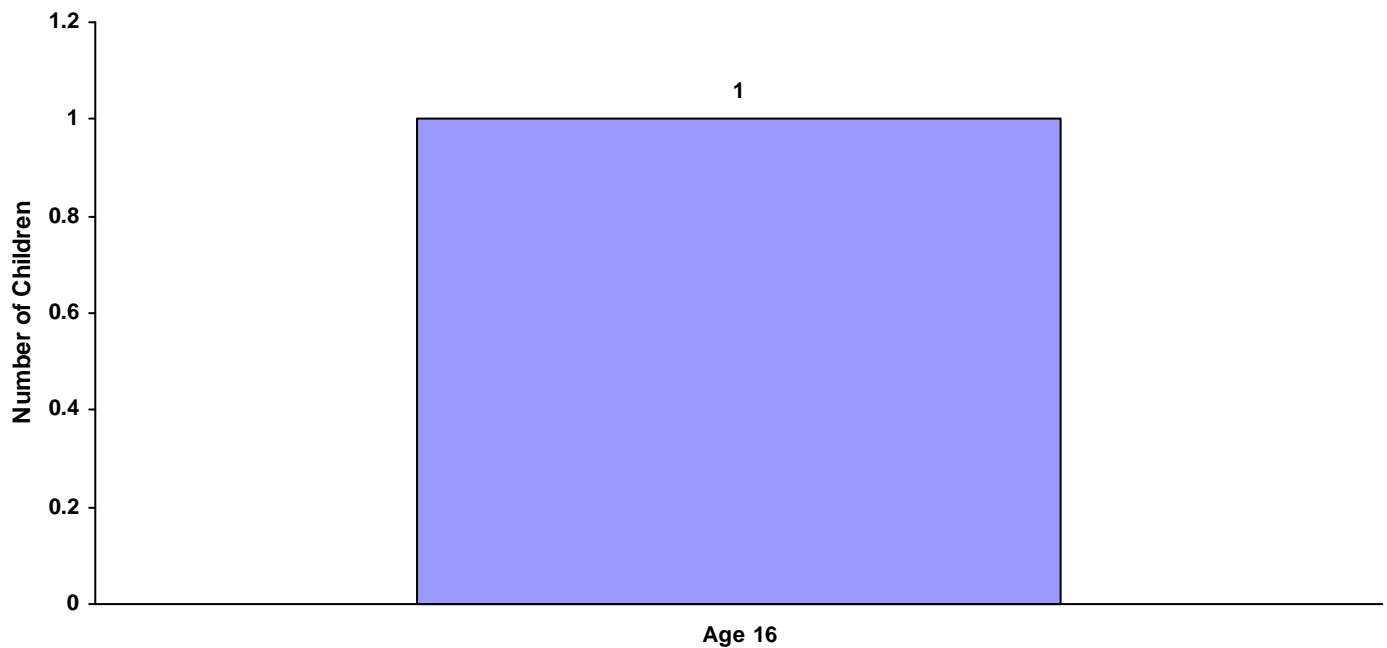
**TENNESSEE COUNCIL OF JUVENILE AND FAMILY COURT JUDGES
2008 MARION COUNTY JUVENILE COURT STATISTICAL DATA**

Children Referred for Carrying Weapons on School Property for CY 2008

Total Children = 324

	White Male	African American Male	Other Race Male	White Female	African American Female	Other Race Female	Unknown Race or Sex	Total	% of Children Referred
Age Under 1	0	0	0	0	0	0	0	0	0.00%
Age 1	0	0	0	0	0	0	0	0	0.00%
Age 2	0	0	0	0	0	0	0	0	0.00%
Age 3	0	0	0	0	0	0	0	0	0.00%
Age 4	0	0	0	0	0	0	0	0	0.00%
Age 5	0	0	0	0	0	0	0	0	0.00%
Age 6	0	0	0	0	0	0	0	0	0.00%
Age 7	0	0	0	0	0	0	0	0	0.00%
Age 8	0	0	0	0	0	0	0	0	0.00%
Age 9	0	0	0	0	0	0	0	0	0.00%
Age 10	0	0	0	0	0	0	0	0	0.00%
Age 11	0	0	0	0	0	0	0	0	0.00%
Age 12	0	0	0	0	0	0	0	0	0.00%
Age 13	0	0	0	0	0	0	0	0	0.00%
Age 14	0	0	0	0	0	0	0	0	0.00%
Age 15	0	0	0	0	0	0	0	0	0.00%
Age 16	1	0	0	0	0	0	0	1	0.31%
Age 17	0	0	0	0	0	0	0	0	0.00%
Age 18	0	0	0	0	0	0	0	0	0.00%
Age 19 and Over	0	0	0	0	0	0	0	0	0.00%
Totals	1	0	0	0	0	0	0	1	

Total Children Referred for Carrying Weapons on School Property

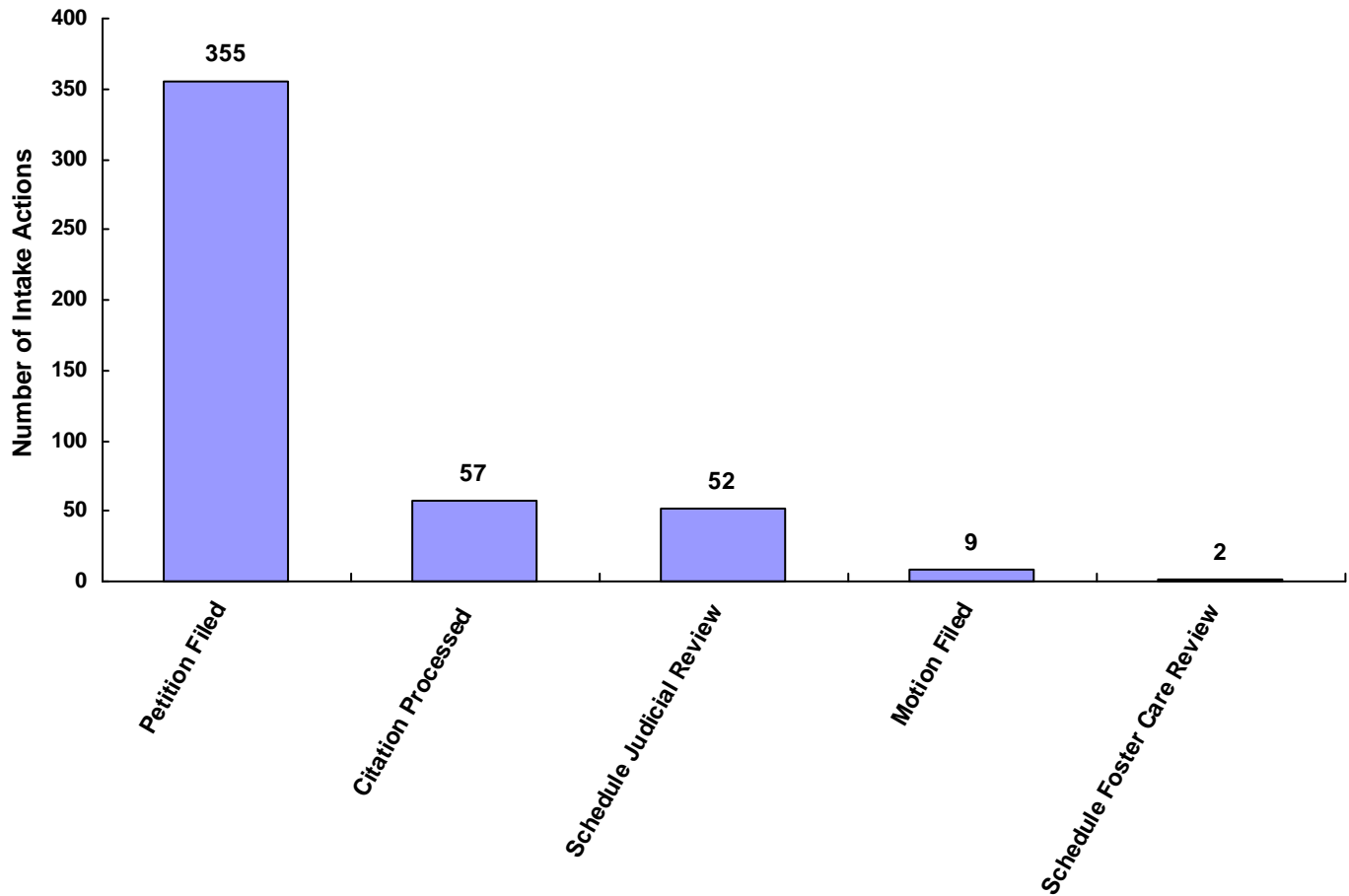


**TENNESSEE COUNCIL OF JUVENILE AND FAMILY COURT JUDGES
2008 MARION COUNTY JUVENILE COURT STATISTICAL DATA**

Intake Actions at Referral by Race and Sex for CY 2008

	White Male	African American Male	Other Race Male	White Female	African American Female	Other Race Female	Unknown Race or Sex	Total	% of Total Referrals
Petition Filed	191	17	0	125	12	2	8	355	74.74%
Motion Filed	2	1	0	6	0	0	0	9	1.89%
Citation Processed	38	1	0	14	1	3	0	57	12.00%
Paternity Processed Notice	0	0	0	0	0	0	0	0	0.00%
Schedule Judicial Review	24	2	0	23	2	0	1	52	10.95%
Schedule Admin Review	0	0	0	0	0	0	0	0	0.00%
Schedule Foster Care Review	2	0	0	0	0	0	0	2	0.42%
Unknown	0	0	0	0	0	0	0	0	0.00%
Does Not Apply	0	0	0	0	0	0	0	0	0.00%
Other	0	0	0	0	0	0	0	0	0.00%
Totals	257	21	0	168	15	5	9	475	

Total Intake Actions at Referral



**TENNESSEE COUNCIL OF JUVENILE AND FAMILY COURT JUDGES
2008 MARION COUNTY JUVENILE COURT STATISTICAL DATA**

Intake Actions of Referrals by Class of Offense, Race and Sex for CY 2008

	White Male	African American Male	Other Race Male	White Female	African American Female	Other Race Female	Unknown Race or Sex	Total
<u>Offenses Against Persons</u>								
Petition Filed	19	3	0	7	1	0	3	33
Citation Processed	1	0	0	0	0	0	0	1
Motion Filed	0	0	0	0	0	0	0	0
Notification of Paternity Processed	0	0	0	0	0	0	0	0
Scheduling of Judicial Review	0	0	0	0	0	0	0	0
Scheduling of Administrative Review	0	0	0	0	0	0	0	0
Scheduling of Foster Care Review	0	0	0	0	0	0	0	0
Unknown	0	0	0	0	0	0	0	0
Does Not Apply	0	0	0	0	0	0	0	0
Other	0	0	0	0	0	0	0	0
Totals	20	3	0	7	1	0	3	34

<u>Offenses Against Property</u>								
Petition Filed	28	5	0	9	2	0	0	44
Scheduling of Foster Care Review	1	0	0	0	0	0	0	1
Motion Filed	0	0	0	0	0	0	0	0
Citation Processed	0	0	0	0	0	0	0	0
Notification of Paternity Processed	0	0	0	0	0	0	0	0
Scheduling of Judicial Review	0	0	0	0	0	0	0	0
Scheduling of Administrative Review	0	0	0	0	0	0	0	0
Unknown	0	0	0	0	0	0	0	0
Does Not Apply	0	0	0	0	0	0	0	0
Other	0	0	0	0	0	0	0	0
Totals	29	5	0	9	2	0	0	45

<u>Illegal Conduct</u>								
Petition Filed	64	7	0	25	3	0	0	99
Citation Processed	37	0	0	13	1	3	0	54
Motion Filed	0	0	0	0	0	0	0	0
Notification of Paternity Processed	0	0	0	0	0	0	0	0
Scheduling of Judicial Review	0	0	0	0	0	0	0	0
Scheduling of Administrative Review	0	0	0	0	0	0	0	0
Scheduling of Foster Care Review	0	0	0	0	0	0	0	0
Unknown	0	0	0	0	0	0	0	0
Does Not Apply	0	0	0	0	0	0	0	0
Other	0	0	0	0	0	0	0	0
Totals	101	7	0	38	4	3	0	153

**TENNESSEE COUNCIL OF JUVENILE AND FAMILY COURT JUDGES
2008 MARION COUNTY JUVENILE COURT STATISTICAL DATA**

Intake Actions of Referrals by Class of Offense, Race and Sex for CY 2008

	White Male	African American Male	Other Race Male	White Female	African American Female	Other Race Female	Unknown Race or Sex	Total
<u>Status Offenses</u>								
Petition Filed	64	2	0	66	6	2	5	145
Motion Filed	0	0	0	0	0	0	0	0
Citation Processed	0	0	0	0	0	0	0	0
Notification of Paternity Processed	0	0	0	0	0	0	0	0
Scheduling of Judicial Review	0	0	0	0	0	0	0	0
Scheduling of Administrative Review	0	0	0	0	0	0	0	0
Scheduling of Foster Care Review	0	0	0	0	0	0	0	0
Unknown	0	0	0	0	0	0	0	0
Does Not Apply	0	0	0	0	0	0	0	0
Other	0	0	0	0	0	0	0	0
Totals	64	2	0	66	6	2	5	145

<u>Dependency/Neglect</u>								
Petition Filed	2	0	0	2	0	0	0	4
Scheduling of Judicial Review	1	0	0	0	0	0	0	1
Motion Filed	0	0	0	0	0	0	0	0
Citation Processed	0	0	0	0	0	0	0	0
Notification of Paternity Processed	0	0	0	0	0	0	0	0
Scheduling of Administrative Review	0	0	0	0	0	0	0	0
Scheduling of Foster Care Review	0	0	0	0	0	0	0	0
Unknown	0	0	0	0	0	0	0	0
Does Not Apply	0	0	0	0	0	0	0	0
Other	0	0	0	0	0	0	0	0
Totals	3	0	0	2	0	0	0	5

<u>Other Violation Proceedings</u>								
Petition Filed	0	0	0	0	0	0	0	0
Motion Filed	0	0	0	0	0	0	0	0
Citation Processed	0	0	0	0	0	0	0	0
Notification of Paternity Processed	0	0	0	0	0	0	0	0
Scheduling of Judicial Review	0	0	0	0	0	0	0	0
Scheduling of Administrative Review	0	0	0	0	0	0	0	0
Scheduling of Foster Care Review	0	0	0	0	0	0	0	0
Unknown	0	0	0	0	0	0	0	0
Does Not Apply	0	0	0	0	0	0	0	0
Other	0	0	0	0	0	0	0	0
Totals	0	0	0	0	0	0	0	0

**TENNESSEE COUNCIL OF JUVENILE AND FAMILY COURT JUDGES
2008 MARION COUNTY JUVENILE COURT STATISTICAL DATA**

Intake Actions of Referrals by Class of Offense, Race and Sex for CY 2008

	White Male	African American Male	Other Race Male	White Female	African American Female	Other Race Female	Unknown Race or Sex	Total
<u>Parentage</u>								
Petition Filed	9	0	0	14	0	0	0	23
Motion Filed	2	1	0	5	0	0	0	8
Scheduling of Judicial Review	1	0	0	2	0	0	0	3
Citation Processed	0	0	0	0	0	0	0	0
Notification of Paternity Processed	0	0	0	0	0	0	0	0
Scheduling of Administrative Review	0	0	0	0	0	0	0	0
Scheduling of Foster Care Review	0	0	0	0	0	0	0	0
Unknown	0	0	0	0	0	0	0	0
Does Not Apply	0	0	0	0	0	0	0	0
Other	0	0	0	0	0	0	0	0
Totals	12	1	0	21	0	0	0	34
<u>Special Proceedings</u>								
Scheduling of Judicial Review	22	2	0	20	2	0	1	47
Petition Filed	4	0	0	1	0	0	0	5
Motion Filed	0	0	0	1	0	0	0	1
Citation Processed	0	0	0	1	0	0	0	1
Scheduling of Foster Care Review	1	0	0	0	0	0	0	1
Notification of Paternity Processed	0	0	0	0	0	0	0	0
Scheduling of Administrative Review	0	0	0	0	0	0	0	0
Unknown	0	0	0	0	0	0	0	0
Does Not Apply	0	0	0	0	0	0	0	0
Other	0	0	0	0	0	0	0	0
Totals	27	2	0	23	2	0	1	55
<u>Other</u>								
Petition Filed	1	0	0	1	0	0	0	2
Citation Processed	0	1	0	0	0	0	0	1
Scheduling of Judicial Review	0	0	0	1	0	0	0	1
Motion Filed	0	0	0	0	0	0	0	0
Notification of Paternity Processed	0	0	0	0	0	0	0	0
Scheduling of Administrative Review	0	0	0	0	0	0	0	0
Scheduling of Foster Care Review	0	0	0	0	0	0	0	0
Unknown	0	0	0	0	0	0	0	0
Does Not Apply	0	0	0	0	0	0	0	0
Other	0	0	0	0	0	0	0	0
Totals	1	1	0	2	0	0	0	4
All Intake Action Totals	257	21	0	168	15	5	9	475

**TENNESSEE COUNCIL OF JUVENILE AND FAMILY COURT JUDGES
2008 MARION COUNTY JUVENILE COURT STATISTICAL DATA**

Detention Statistics at Referral by Individual Child by Race and Sex for CY 2008

	White Male	African American Male	Other Race Male	White Female	African American Female	Other Race Female	Unknown Race or Sex	Total	% of Total Children
Does Not Apply	114	10	0	95	7	2	8	236	72.84%
Non-Secure Placement	48	2	0	34	3	0	1	88	27.16%
Juvenile Detention Facility	0	0	0	0	0	0	0	0	0.00%
Jail - Complete Separation	0	0	0	0	0	0	0	0	0.00%
Jail - Partial Separation	0	0	0	0	0	0	0	0	0.00%
Jail - No Separation	0	0	0	0	0	0	0	0	0.00%
Psychiatric Hospital	0	0	0	0	0	0	0	0	0.00%
Unknown	0	0	0	0	0	0	0	0	0.00%
Other	0	0	0	0	0	0	0	0	0.00%
Totals	162	12	0	129	10	2	9	324	

Detention Statistics at Referral by Individual Case for CY 2008

	Cases	% of Total Cases
Does Not Apply	299	70.02%
Non-Secure Placement	126	29.51%
Juvenile Detention Facility	1	0.23%
Psychiatric Hospital	1	0.23%
Jail - Complete Separation	0	0.00%
Jail - Partial Separation	0	0.00%
Jail - No Separation	0	0.00%
Unknown	0	0.00%
Other	0	0.00%
	427	100.00%

Detention Statistics above are reported separately by Child and by Case. One child may have multiple cases.

Does Not Apply: Refers to cases not eligible for detention due to the type of Referral or the decision not to detain.

**TENNESSEE COUNCIL OF JUVENILE AND FAMILY COURT JUDGES
2008 MARION COUNTY JUVENILE COURT STATISTICAL DATA**

Placement after Secure Detention Hearing by Individual Child by Race and Sex for CY 2008

	White Male	African American Male	Other Race Male	White Female	African American Female	Other Race Female	Unknown Race or Sex	Total	% of Total Children
Does Not Apply	115	10	0	97	7	2	8	239	73.77%
Returned to Prior Living Arr	45	2	0	32	2	0	1	82	25.31%
Psychiatric Hospital	2	0	0	0	0	0	0	2	0.62%
Juvenile Detention Facility	0	0	0	0	1	0	0	1	0.31%
Jail	0	0	0	0	0	0	0	0	0.00%
Shelter / Group Home	0	0	0	0	0	0	0	0	0.00%
Foster Family Home	0	0	0	0	0	0	0	0	0.00%
Unknown	0	0	0	0	0	0	0	0	0.00%
Other	0	0	0	0	0	0	0	0	0.00%
Totals	162	12	0	129	10	2	9	324	

Placement after Secure Detention Hearing by Individual Case for CY 2008

	Cases	% of Total Cases
Does Not Apply	303	70.96%
Returned to Prior Living Arrangement	117	27.40%
Psychiatric Hospital	5	1.17%
Juvenile Detention Facility	2	0.47%
Jail	0	0.00%
Shelter / Group Home	0	0.00%
Foster Family Home	0	0.00%
Unknown	0	0.00%
Other	0	0.00%
	427	100.00%

Detention Statistics above are reported separately by Child and by Case. One child may have multiple cases.

Does Not Apply: Refers to cases not eligible for detention due to the type of Referral or the decision not to detain.

**TENNESSEE COUNCIL OF JUVENILE AND FAMILY COURT JUDGES
2008 MARION COUNTY JUVENILE COURT STATISTICAL DATA**

Dispositional Procedures for CY 2008

Procedures used to Dispose or Adjust all Referrals

	Number	% of All Referrals
Formally Adjudicated	363	76.42%
Informally Adjusted	0	0.00%
Transfer to Adult Court Hearings and Charges Cleared	12	2.53%
Otherwise Handled	100	21.05%
	475	100.00%

Referrals Disposed by Formal Adjudicatory Proceedings

	Number	% of All Referrals
Dismissed	75	15.79%
Retired / Nolle Prosequi	0	0.00%
Complaint Substantiated Delinquent	184	38.74%
Complaint Substantiated Status Offender	100	21.05%
Complaint Substantiated Dependent/Neglect	4	0.84%
Complaint Substantiated Abused	0	0.00%
Complaint Substantiated Mentally Ill	0	0.00%
	363	76.42%

Referrals Disposed by Other Actions

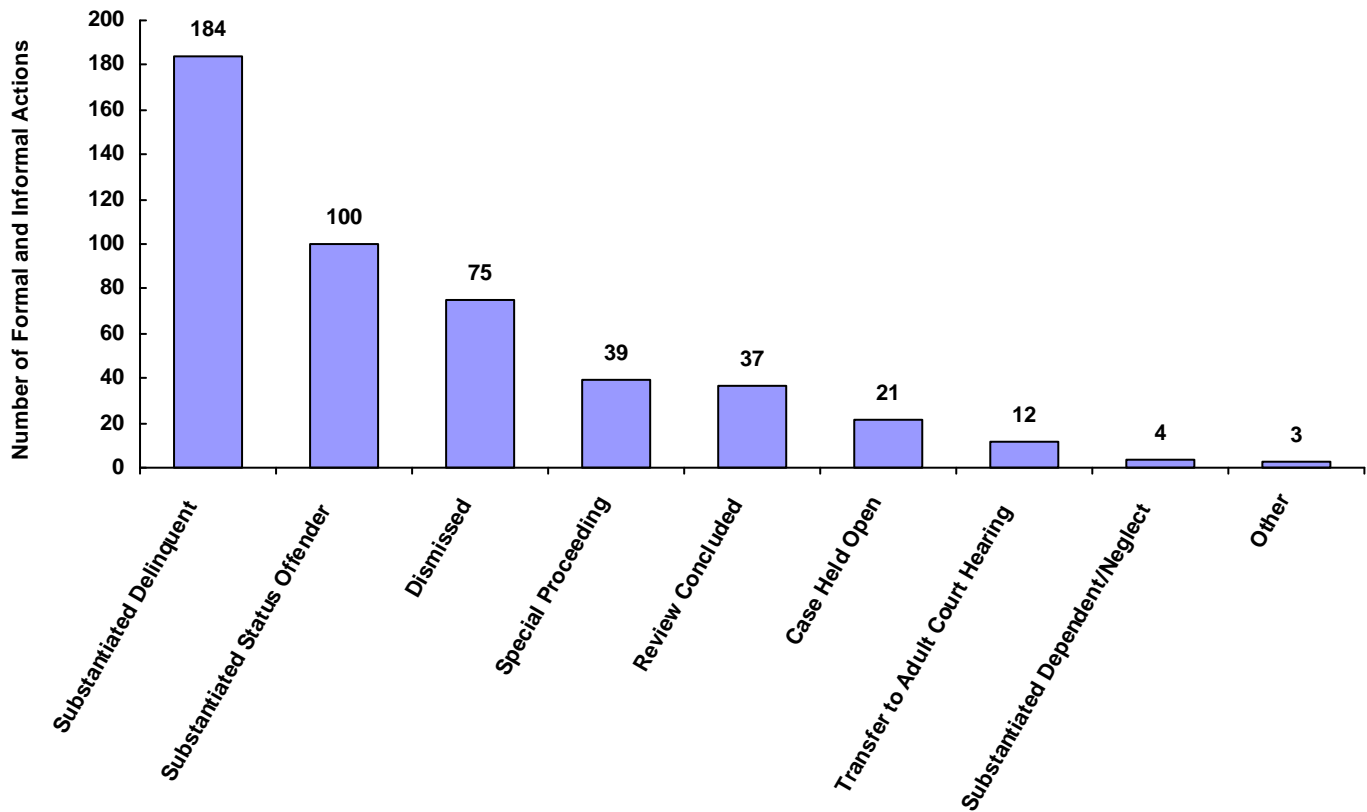
	Number	% of All Referrals
Informal Adjustment	0	0.00%
Transfer to Adult Court Hearing	12	2.53%
Charges Cleared by Transfer to Adult Court	0	0.00%
Pretrial Diversion	0	0.00%
Special Proceeding	39	8.21%
Review Concluded	37	7.79%
Case Held Open	21	4.42%
Other	3	0.63%
Unknown	0	0.00%
	112	23.58%

TENNESSEE COUNCIL OF JUVENILE AND FAMILY COURT JUDGES 2008 MARION COUNTY JUVENILE COURT STATISTICAL DATA

Formal and Informal Actions by Race and Sex for CY 2008

	White Male	African American Male	Other Race Male	White Female	African American Female	Other Race Female	Unknown Race or Sex	Total	% of Total Referrals
Dismissed	32	2	0	30	5	0	6	75	15.79%
Retired / Nolle Prosequi	0	0	0	0	0	0	0	0	0.00%
Substantiated Delinquent	117	12	0	46	6	3	0	184	38.74%
Substantiated Status Offender	46	2	0	46	2	2	2	100	21.05%
Substantiated Dependent/Neglect	3	1	0	0	0	0	0	4	0.84%
Substantiated Abused	0	0	0	0	0	0	0	0	0.00%
Substantiated Mentally Ill	0	0	0	0	0	0	0	0	0.00%
Informal Adjustment	0	0	0	0	0	0	0	0	0.00%
Pretrial Diversion	0	0	0	0	0	0	0	0	0.00%
Transfer to Adult Court Hearing	12	0	0	0	0	0	0	12	2.53%
Cleared by Transfer to Adult Court	0	0	0	0	0	0	0	0	0.00%
Special Proceeding	15	1	0	23	0	0	0	39	8.21%
Review Concluded	19	1	0	14	2	0	1	37	7.79%
Case Held Open	11	2	0	8	0	0	0	21	4.42%
Unknown	0	0	0	0	0	0	0	0	0.00%
Other	2	0	0	1	0	0	0	3	0.63%
Totals	257	21	0	168	15	5	9	475	

Total Formal and Informal Actions



**TENNESSEE COUNCIL OF JUVENILE AND FAMILY COURT JUDGES
2008 MARION COUNTY JUVENILE COURT STATISTICAL DATA**

Formal and Informal Actions by Type of Offense, Race and Sex for CY 2008

	White Male	African American Male	Other Race Male	White Female	African American Female	Other Race Female	Unknown Race or Sex	Total
<u>Delinquent</u>								
Complaint Substantiated Delinquent	113	11	0	41	6	3	0	174
Dismissed	13	1	0	11	1	0	2	28
Transfer to Adult Court Hearing	11	0	0	0	0	0	0	11
Complaint Substantiated Status Offender	7	1	0	1	0	0	1	10
Case Held Open	4	1	0	0	0	0	0	5
Special Proceeding	1	1	0	1	0	0	0	3
Complaint Substantiated Dependent/Neglect	1	0	0	0	0	0	0	1
Retired / Nolle Prosequi	0	0	0	0	0	0	0	0
Complaint Substantiated Abused	0	0	0	0	0	0	0	0
Complaint Substantiated Mentally Ill	0	0	0	0	0	0	0	0
Informal Adjustment	0	0	0	0	0	0	0	0
Pretrial Diversion	0	0	0	0	0	0	0	0
Charges Cleared by Transfer to Adult Court	0	0	0	0	0	0	0	0
Review Concluded	0	0	0	0	0	0	0	0
Unknown	0	0	0	0	0	0	0	0
Other	0	0	0	0	0	0	0	0
Totals	150	15	0	54	7	3	3	232

	White Male	African American Male	Other Race Male	White Female	African American Female	Other Race Female	Unknown Race or Sex	Total
<u>Status</u>								
Complaint Substantiated Status Offender	39	1	0	44	2	2	1	89
Dismissed	17	1	0	15	4	0	4	41
Case Held Open	5	0	0	3	0	0	0	8
Complaint Substantiated Delinquent	1	0	0	4	0	0	0	5
Complaint Substantiated Dependent/Neglect	1	0	0	0	0	0	0	1
Transfer to Adult Court Hearing	1	0	0	0	0	0	0	1
Retired / Nolle Prosequi	0	0	0	0	0	0	0	0
Complaint Substantiated Abused	0	0	0	0	0	0	0	0
Complaint Substantiated Mentally Ill	0	0	0	0	0	0	0	0
Informal Adjustment	0	0	0	0	0	0	0	0
Pretrial Diversion	0	0	0	0	0	0	0	0
Charges Cleared by Transfer to Adult Court	0	0	0	0	0	0	0	0
Special Proceeding	0	0	0	0	0	0	0	0
Review Concluded	0	0	0	0	0	0	0	0
Unknown	0	0	0	0	0	0	0	0
Other	0	0	0	0	0	0	0	0
Totals	64	2	0	66	6	2	5	145

**TENNESSEE COUNCIL OF JUVENILE AND FAMILY COURT JUDGES
2008 MARION COUNTY JUVENILE COURT STATISTICAL DATA**

Formal and Informal Actions by Type of Offense, Race and Sex for CY 2008

	White Male	African American Male	Other Race Male	White Female	African American Female	Other Race Female	Unknown Race or Sex	Total
<u>Dependency and Neglect</u>								
Special Proceeding	2	0	0	2	0	0	0	4
Case Held Open	1	0	0	0	0	0	0	1
Dismissed	0	0	0	0	0	0	0	0
Retired / Nolle Prosequi	0	0	0	0	0	0	0	0
Complaint Substantiated Delinquent	0	0	0	0	0	0	0	0
Complaint Substantiated Status Offender	0	0	0	0	0	0	0	0
Complaint Substantiated Dependent/Neglect	0	0	0	0	0	0	0	0
Complaint Substantiated Abused	0	0	0	0	0	0	0	0
Complaint Substantiated Mentally Ill	0	0	0	0	0	0	0	0
Informal Adjustment	0	0	0	0	0	0	0	0
Pretrial Diversion	0	0	0	0	0	0	0	0
Transfer to Adult Court Hearing	0	0	0	0	0	0	0	0
Charges Cleared by Transfer to Adult Court	0	0	0	0	0	0	0	0
Review Concluded	0	0	0	0	0	0	0	0
Unknown	0	0	0	0	0	0	0	0
Other	0	0	0	0	0	0	0	0
Totals	3	0	0	2	0	0	0	5
<u>Other Violations</u>								
Dismissed	0	0	0	0	0	0	0	0
Retired / Nolle Prosequi	0	0	0	0	0	0	0	0
Complaint Substantiated Delinquent	0	0	0	0	0	0	0	0
Complaint Substantiated Status Offender	0	0	0	0	0	0	0	0
Complaint Substantiated Dependent/Neglect	0	0	0	0	0	0	0	0
Complaint Substantiated Abused	0	0	0	0	0	0	0	0
Complaint Substantiated Mentally Ill	0	0	0	0	0	0	0	0
Informal Adjustment	0	0	0	0	0	0	0	0
Pretrial Diversion	0	0	0	0	0	0	0	0
Transfer to Adult Court Hearing	0	0	0	0	0	0	0	0
Charges Cleared by Transfer to Adult Court	0	0	0	0	0	0	0	0
Special Proceeding	0	0	0	0	0	0	0	0
Review Concluded	0	0	0	0	0	0	0	0
Case Held Open	0	0	0	0	0	0	0	0
Unknown	0	0	0	0	0	0	0	0
Other	0	0	0	0	0	0	0	0
Totals	0	0	0	0	0	0	0	0

**TENNESSEE COUNCIL OF JUVENILE AND FAMILY COURT JUDGES
2008 MARION COUNTY JUVENILE COURT STATISTICAL DATA**

Formal and Informal Actions by Type of Offense, Race and Sex for CY 2008

	White Male	African American Male	Other Race Male	White Female	African American Female	Other Race Female	Unknown Race or Sex	Total
<u>Special Proceedings</u>								
Review Concluded	19	1	0	13	2	0	1	36
Special Proceeding	12	0	0	20	0	0	0	32
Case Held Open	1	1	0	5	0	0	0	7
Dismissed	2	0	0	4	0	0	0	6
Other	2	0	0	1	0	0	0	3
Complaint Substantiated Delinquent	2	0	0	0	0	0	0	2
Complaint Substantiated Dependent/Neglect	1	1	0	0	0	0	0	2
Complaint Substantiated Status Offender	0	0	0	1	0	0	0	1
Retired / Nolle Prosequi	0	0	0	0	0	0	0	0
Complaint Substantiated Abused	0	0	0	0	0	0	0	0
Complaint Substantiated Mentally Ill	0	0	0	0	0	0	0	0
Informal Adjustment	0	0	0	0	0	0	0	0
Pretrial Diversion	0	0	0	0	0	0	0	0
Transfer to Adult Court Hearing	0	0	0	0	0	0	0	0
Charges Cleared by Transfer to Adult Court	0	0	0	0	0	0	0	0
Unknown	0	0	0	0	0	0	0	0
Totals	39	3	0	44	2	0	1	89
<u>Other</u>								
Complaint Substantiated Delinquent	1	1	0	1	0	0	0	3
Review Concluded	0	0	0	1	0	0	0	1
Dismissed	0	0	0	0	0	0	0	0
Retired / Nolle Prosequi	0	0	0	0	0	0	0	0
Complaint Substantiated Status Offender	0	0	0	0	0	0	0	0
Complaint Substantiated Dependent/Neglect	0	0	0	0	0	0	0	0
Complaint Substantiated Abused	0	0	0	0	0	0	0	0
Complaint Substantiated Mentally Ill	0	0	0	0	0	0	0	0
Informal Adjustment	0	0	0	0	0	0	0	0
Pretrial Diversion	0	0	0	0	0	0	0	0
Transfer to Adult Court Hearing	0	0	0	0	0	0	0	0
Charges Cleared by Transfer to Adult Court	0	0	0	0	0	0	0	0
Special Proceeding	0	0	0	0	0	0	0	0
Case Held Open	0	0	0	0	0	0	0	0
Unknown	0	0	0	0	0	0	0	0
Other	0	0	0	0	0	0	0	0
Totals	1	1	0	2	0	0	0	4
All Action Totals	257	21	0	168	15	5	9	475

**TENNESSEE COUNCIL OF JUVENILE AND FAMILY COURT JUDGES
2008 MARION COUNTY JUVENILE COURT STATISTICAL DATA**

Formal and Informal Actions by Class of Referral, Race and Sex for CY 2008

	White Male	African American Male	Other Race Male	White Female	African American Female	Other Race Female	Unknown Race or Sex	Total
<u>Offenses Against Persons</u>								
Complaint Substantiated Delinquent	11	3	0	5	1	0	0	20
Dismissed	4	0	0	2	0	0	2	8
Case Held Open	2	0	0	0	0	0	0	2
Complaint Substantiated Status Offender	0	0	0	0	0	0	1	1
Complaint Substantiated Dependent/Neglect	1	0	0	0	0	0	0	1
Transfer to Adult Court Hearing	1	0	0	0	0	0	0	1
Special Proceeding	1	0	0	0	0	0	0	1
Retired / Nolle Prosequi	0	0	0	0	0	0	0	0
Complaint Substantiated Abused	0	0	0	0	0	0	0	0
Complaint Substantiated Mentally Ill	0	0	0	0	0	0	0	0
Informal Adjustment	0	0	0	0	0	0	0	0
Pretrial Diversion	0	0	0	0	0	0	0	0
Charges Cleared by Transfer to Adult Court	0	0	0	0	0	0	0	0
Review Concluded	0	0	0	0	0	0	0	0
Unknown	0	0	0	0	0	0	0	0
Other	0	0	0	0	0	0	0	0
Totals	20	3	0	7	1	0	3	34

<u>Offenses Against Property</u>								
Complaint Substantiated Delinquent	17	5	0	7	1	0	0	30
Transfer to Adult Court Hearing	8	0	0	0	0	0	0	8
Dismissed	4	0	0	2	1	0	0	7
Retired / Nolle Prosequi	0	0	0	0	0	0	0	0
Complaint Substantiated Status Offender	0	0	0	0	0	0	0	0
Complaint Substantiated Dependent/Neglect	0	0	0	0	0	0	0	0
Complaint Substantiated Abused	0	0	0	0	0	0	0	0
Complaint Substantiated Mentally Ill	0	0	0	0	0	0	0	0
Informal Adjustment	0	0	0	0	0	0	0	0
Pretrial Diversion	0	0	0	0	0	0	0	0
Charges Cleared by Transfer to Adult Court	0	0	0	0	0	0	0	0
Special Proceeding	0	0	0	0	0	0	0	0
Review Concluded	0	0	0	0	0	0	0	0
Case Held Open	0	0	0	0	0	0	0	0
Unknown	0	0	0	0	0	0	0	0
Other	0	0	0	0	0	0	0	0
Totals	29	5	0	9	2	0	0	45

**TENNESSEE COUNCIL OF JUVENILE AND FAMILY COURT JUDGES
2008 MARION COUNTY JUVENILE COURT STATISTICAL DATA**

Formal and Informal Actions by Class of Referral, Race and Sex for CY 2008

	White Male	African American Male	Other Race Male	White Female	African American Female	Other Race Female	Unknown Race or Sex	Total
<u>Illegal Conduct</u>								
Complaint Substantiated Delinquent	85	3	0	29	4	3	0	124
Dismissed	5	1	0	7	0	0	0	13
Complaint Substantiated Status Offender	7	1	0	1	0	0	0	9
Case Held Open	2	1	0	0	0	0	0	3
Transfer to Adult Court Hearing	2	0	0	0	0	0	0	2
Special Proceeding	0	1	0	1	0	0	0	2
Retired / Nolle Prosequi	0	0	0	0	0	0	0	0
Complaint Substantiated Dependent/Neglect	0	0	0	0	0	0	0	0
Complaint Substantiated Abused	0	0	0	0	0	0	0	0
Complaint Substantiated Mentally Ill	0	0	0	0	0	0	0	0
Informal Adjustment	0	0	0	0	0	0	0	0
Pretrial Diversion	0	0	0	0	0	0	0	0
Charges Cleared by Transfer to Adult Court	0	0	0	0	0	0	0	0
Review Concluded	0	0	0	0	0	0	0	0
Unknown	0	0	0	0	0	0	0	0
Other	0	0	0	0	0	0	0	0
Totals	101	7	0	38	4	3	0	153

Status Offenses

Complaint Substantiated Status Offender	39	1	0	44	2	2	1	89
Dismissed	17	1	0	15	4	0	4	41
Case Held Open	5	0	0	3	0	0	0	8
Complaint Substantiated Delinquent	1	0	0	4	0	0	0	5
Complaint Substantiated Dependent/Neglect	1	0	0	0	0	0	0	1
Transfer to Adult Court Hearing	1	0	0	0	0	0	0	1
Retired / Nolle Prosequi	0	0	0	0	0	0	0	0
Complaint Substantiated Abused	0	0	0	0	0	0	0	0
Complaint Substantiated Mentally Ill	0	0	0	0	0	0	0	0
Informal Adjustment	0	0	0	0	0	0	0	0
Pretrial Diversion	0	0	0	0	0	0	0	0
Charges Cleared by Transfer to Adult Court	0	0	0	0	0	0	0	0
Special Proceeding	0	0	0	0	0	0	0	0
Review Concluded	0	0	0	0	0	0	0	0
Unknown	0	0	0	0	0	0	0	0
Other	0	0	0	0	0	0	0	0
Totals	64	2	0	66	6	2	5	145

**TENNESSEE COUNCIL OF JUVENILE AND FAMILY COURT JUDGES
2008 MARION COUNTY JUVENILE COURT STATISTICAL DATA**

Formal and Informal Actions by Class of Referral, Race and Sex for CY 2008

	White Male	African American Male	Other Race Male	White Female	African American Female	Other Race Female	Unknown Race or Sex	Total
<u>Dependency/Neglect</u>								
Special Proceeding	2	0	0	2	0	0	0	4
Case Held Open	1	0	0	0	0	0	0	1
Dismissed	0	0	0	0	0	0	0	0
Retired / Nolle Prosequi	0	0	0	0	0	0	0	0
Complaint Substantiated Delinquent	0	0	0	0	0	0	0	0
Complaint Substantiated Status Offender	0	0	0	0	0	0	0	0
Complaint Substantiated Dependent/Neglect	0	0	0	0	0	0	0	0
Complaint Substantiated Abused	0	0	0	0	0	0	0	0
Complaint Substantiated Mentally Ill	0	0	0	0	0	0	0	0
Informal Adjustment	0	0	0	0	0	0	0	0
Pretrial Diversion	0	0	0	0	0	0	0	0
Transfer to Adult Court Hearing	0	0	0	0	0	0	0	0
Charges Cleared by Transfer to Adult Court	0	0	0	0	0	0	0	0
Review Concluded	0	0	0	0	0	0	0	0
Unknown	0	0	0	0	0	0	0	0
Other	0	0	0	0	0	0	0	0
Totals	3	0	0	2	0	0	0	5

Other Violation Proceedings

Dismissed	0	0	0	0	0	0	0	0
Retired / Nolle Prosequi	0	0	0	0	0	0	0	0
Complaint Substantiated Delinquent	0	0	0	0	0	0	0	0
Complaint Substantiated Status Offender	0	0	0	0	0	0	0	0
Complaint Substantiated Dependent/Neglect	0	0	0	0	0	0	0	0
Complaint Substantiated Abused	0	0	0	0	0	0	0	0
Complaint Substantiated Mentally Ill	0	0	0	0	0	0	0	0
Informal Adjustment	0	0	0	0	0	0	0	0
Pretrial Diversion	0	0	0	0	0	0	0	0
Transfer to Adult Court Hearing	0	0	0	0	0	0	0	0
Charges Cleared by Transfer to Adult Court	0	0	0	0	0	0	0	0
Special Proceeding	0	0	0	0	0	0	0	0
Review Concluded	0	0	0	0	0	0	0	0
Case Held Open	0	0	0	0	0	0	0	0
Unknown	0	0	0	0	0	0	0	0
Other	0	0	0	0	0	0	0	0
Totals	0	0	0	0	0	0	0	0

**TENNESSEE COUNCIL OF JUVENILE AND FAMILY COURT JUDGES
2008 MARION COUNTY JUVENILE COURT STATISTICAL DATA**

Formal and Informal Actions by Class of Referral, Race and Sex for CY 2008

	White Male	African American Male	Other Race Male	White Female	African American Female	Other Race Female	Unknown Race or Sex	Total
<u>Parentage</u>								
Special Proceeding	9	0	0	14	0	0	0	23
Dismissed	1	0	0	3	0	0	0	4
Other	2	0	0	1	0	0	0	3
Case Held Open	0	0	0	2	0	0	0	2
Complaint Substantiated Dependent/Neglect	0	1	0	0	0	0	0	1
Review Concluded	0	0	0	1	0	0	0	1
Retired / Nolle Prosequi	0	0	0	0	0	0	0	0
Complaint Substantiated Delinquent	0	0	0	0	0	0	0	0
Complaint Substantiated Status Offender	0	0	0	0	0	0	0	0
Complaint Substantiated Abused	0	0	0	0	0	0	0	0
Complaint Substantiated Mentally Ill	0	0	0	0	0	0	0	0
Informal Adjustment	0	0	0	0	0	0	0	0
Pretrial Diversion	0	0	0	0	0	0	0	0
Transfer to Adult Court Hearing	0	0	0	0	0	0	0	0
Charges Cleared by Transfer to Adult Court	0	0	0	0	0	0	0	0
Unknown	0	0	0	0	0	0	0	0
Totals	12	1	0	21	0	0	0	34

Special Proceedings

Review Concluded	19	1	0	12	2	0	1	35
Special Proceeding	3	0	0	6	0	0	0	9
Case Held Open	1	1	0	3	0	0	0	5
Dismissed	1	0	0	1	0	0	0	2
Complaint Substantiated Delinquent	2	0	0	0	0	0	0	2
Complaint Substantiated Status Offender	0	0	0	1	0	0	0	1
Complaint Substantiated Dependent/Neglect	1	0	0	0	0	0	0	1
Retired / Nolle Prosequi	0	0	0	0	0	0	0	0
Complaint Substantiated Abused	0	0	0	0	0	0	0	0
Complaint Substantiated Mentally Ill	0	0	0	0	0	0	0	0
Informal Adjustment	0	0	0	0	0	0	0	0
Pretrial Diversion	0	0	0	0	0	0	0	0
Transfer to Adult Court Hearing	0	0	0	0	0	0	0	0
Charges Cleared by Transfer to Adult Court	0	0	0	0	0	0	0	0
Unknown	0	0	0	0	0	0	0	0
Other	0	0	0	0	0	0	0	0
Totals	27	2	0	23	2	0	1	55

**TENNESSEE COUNCIL OF JUVENILE AND FAMILY COURT JUDGES
2008 MARION COUNTY JUVENILE COURT STATISTICAL DATA**

Formal and Informal Actions by Class of Referral, Race and Sex for CY 2008

	White Male	African American Male	Other Race Male	White Female	African American Female	Other Race Female	Unknown Race or Sex	Total
Other								
Complaint Substantiated Delinquent	1	1	0	1	0	0	0	3
Review Concluded	0	0	0	1	0	0	0	1
Dismissed	0	0	0	0	0	0	0	0
Retired / Nolle Prosequi	0	0	0	0	0	0	0	0
Complaint Substantiated Status Offender	0	0	0	0	0	0	0	0
Complaint Substantiated Dependent/Neglect	0	0	0	0	0	0	0	0
Complaint Substantiated Abused	0	0	0	0	0	0	0	0
Complaint Substantiated Mentally Ill	0	0	0	0	0	0	0	0
Informal Adjustment	0	0	0	0	0	0	0	0
Pretrial Diversion	0	0	0	0	0	0	0	0
Transfer to Adult Court Hearing	0	0	0	0	0	0	0	0
Charges Cleared by Transfer to Adult Court	0	0	0	0	0	0	0	0
Special Proceeding	0	0	0	0	0	0	0	0
Case Held Open	0	0	0	0	0	0	0	0
Unknown	0	0	0	0	0	0	0	0
Other	0	0	0	0	0	0	0	0
Totals	1	1	0	2	0	0	0	4
<hr/>								
All Action Totals	257	21	0	168	15	5	9	475

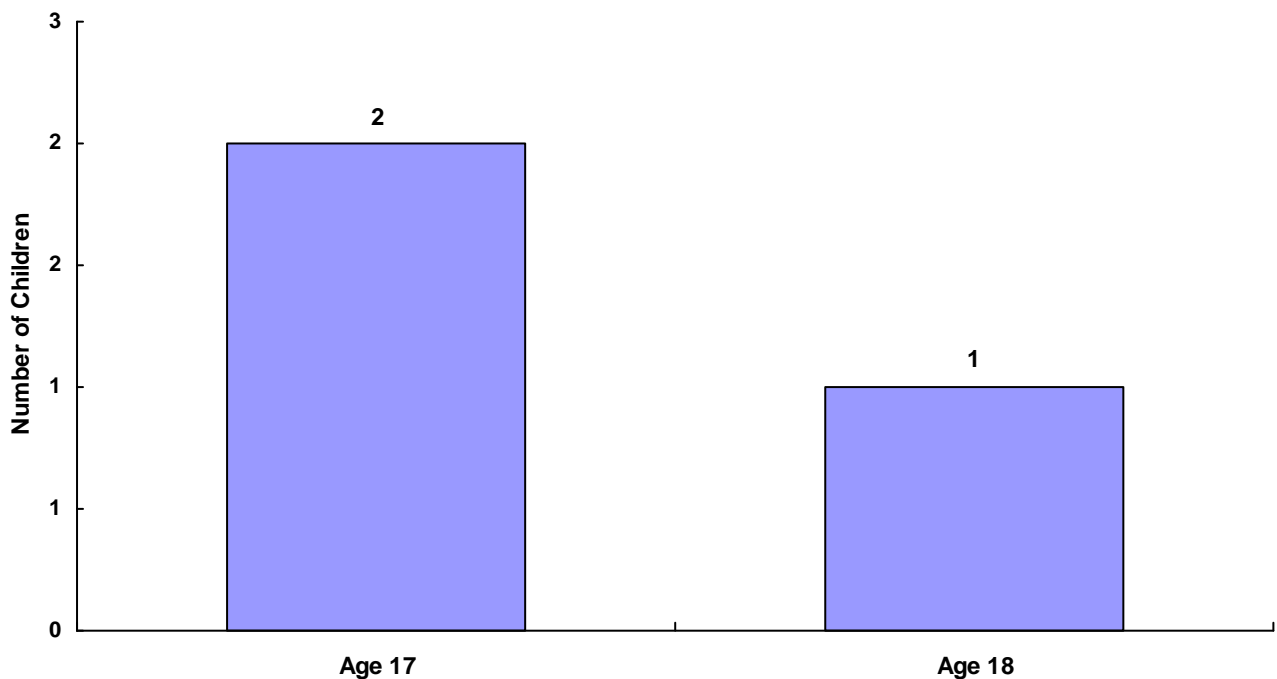
**TENNESSEE COUNCIL OF JUVENILE AND FAMILY COURT JUDGES
2008 MARION COUNTY JUVENILE COURT STATISTICAL DATA**

Children Transferred to Adult Court by Age at Disposition Date, Race and Sex for CY 2008

Total Children = 324

	White Male	African American Male	Other Race Male	White Female	African American Female	Other Race Female	Unknown Race or Sex	Total	% of All Children Referred
Age Under 1	0	0	0	0	0	0	0	0	0.00%
Age 1	0	0	0	0	0	0	0	0	0.00%
Age 2	0	0	0	0	0	0	0	0	0.00%
Age 3	0	0	0	0	0	0	0	0	0.00%
Age 4	0	0	0	0	0	0	0	0	0.00%
Age 5	0	0	0	0	0	0	0	0	0.00%
Age 6	0	0	0	0	0	0	0	0	0.00%
Age 7	0	0	0	0	0	0	0	0	0.00%
Age 8	0	0	0	0	0	0	0	0	0.00%
Age 9	0	0	0	0	0	0	0	0	0.00%
Age 10	0	0	0	0	0	0	0	0	0.00%
Age 11	0	0	0	0	0	0	0	0	0.00%
Age 12	0	0	0	0	0	0	0	0	0.00%
Age 13	0	0	0	0	0	0	0	0	0.00%
Age 14	0	0	0	0	0	0	0	0	0.00%
Age 15	0	0	0	0	0	0	0	0	0.00%
Age 16	0	0	0	0	0	0	0	0	0.00%
Age 17	2	0	0	0	0	0	0	2	0.62%
Age 18	1	0	0	0	0	0	0	1	0.31%
Age 19 and Over	0	0	0	0	0	0	0	0	0.00%
Totals	3	0	0	0	0	0	0	3	

Total Children Transferred to Adult Court



**TENNESSEE COUNCIL OF JUVENILE AND FAMILY COURT JUDGES
2008 MARION COUNTY JUVENILE COURT STATISTICAL DATA**

Outcomes by Type Of Disposition, Race and Sex for CY 2008

	White Male	African American Male	Other Race Male	White Female	African American Female	Other Race Female	Unknown Race or Sex	Total
<u>General Action Codes</u>								
Case Dismissed	49	2	0	42	4	1	7	105
Warned / Counseled	34	4	0	34	2	0	1	75
Held Open For Review	37	3	0	28	0	1	1	70
Public Service	25	1	0	18	1	0	0	45
Supervision / Probation to Juvenile Court	24	0	0	10	0	1	0	35
Referred for Mental Health Counseling	12	4	0	14	1	1	0	32
Fine	13	1	0	7	2	0	0	23
Referred for Alcohol and Drug Counseling	12	0	0	1	0	1	0	14
Restitution	6	1	0	3	0	0	0	10
Case Retired or Nolle Prosequi	3	0	0	3	0	0	0	6
Referred to Defensive Driving School	4	0	0	1	0	0	0	5
Referral to Another Entity for Superv/Servc	4	0	0	0	0	0	0	4
Referral to Juvenile Court Educ-Based Pgm	3	0	0	1	0	0	0	4
Referred to Private Child Agency	2	0	0	1	0	0	0	3
Driver's License Held Informally	3	0	0	0	0	0	0	3
Private Mental Health Placement	0	0	0	2	0	0	0	2
Placement with Relative / Other Individual	0	0	0	1	1	0	0	2
Runaway Returned	1	0	0	1	0	0	0	2
Released from Probation	2	0	0	0	0	0	0	2
Private MR Placement	0	0	0	1	0	0	0	1
Dismissed from Informal Adjustment	1	0	0	0	0	0	0	1
Probation to Parents	0	0	0	0	0	0	0	0
Referred to Alternative School	0	0	0	0	0	0	0	0
Referred to Alcohol Safety School	0	0	0	0	0	0	0	0
Voluntary Placement with DMHMR	0	0	0	0	0	0	0	0
Placement with City/Cnty Agcy/Facility	0	0	0	0	0	0	0	0
No Contact Order	0	0	0	0	0	0	0	0
Injunction Other than No Contact Order	0	0	0	0	0	0	0	0
House Arrest	0	0	0	0	0	0	0	0
Court Defined Curfew	0	0	0	0	0	0	0	0
Dismissed from Pretrial Diversion	0	0	0	0	0	0	0	0
Totals	235	16	0	168	11	5	9	444

**TENNESSEE COUNCIL OF JUVENILE AND FAMILY COURT JUDGES
2008 MARION COUNTY JUVENILE COURT STATISTICAL DATA**

Outcomes by Type Of Disposition, Race and Sex for CY 2008

	White Male	African American Male	Other Race Male	White Female	African American Female	Other Race Female	Unknown Race or Sex	Total
<u>Formal Action Codes</u>								
Other Intensive Probation	6	4	0	0	0	0	0	10
DCS Probation	6	0	0	2	0	0	0	8
DCS Commitment - Custody	3	0	0	2	2	0	0	7
Transferred to Adult Court	6	0	0	0	0	0	0	6
DCS Commitment - Suspended	3	0	0	3	0	0	0	6
Parental Rights Terminated	2	0	0	0	0	0	0	2
DCS Commitment - Determinate	1	0	0	0	0	0	0	1
DCS Intensive Probation	1	0	0	0	0	0	0	1
Transfer to Another Juvenile Court for Dispo	1	0	0	0	0	0	0	1
DMHMR Involuntary Commitment	0	0	0	0	0	0	0	0
Placed Under a Valid Court Order	0	0	0	0	0	0	0	0
Supervision by DCS	0	0	0	0	0	0	0	0
Parental Rights Not Terminated	0	0	0	0	0	0	0	0
Totals	29	4	0	7	2	0	0	42

Special Proceedings

Court Costs	27	1	0	9	3	1	0	41
Custody Unchanged	14	0	0	13	0	0	0	27
Custody Changed	10	0	0	13	1	0	1	25
Visitation Changed	3	0	0	9	0	0	0	12
Visitation Unchanged	1	0	0	0	0	0	0	1
Order of Reference to DCS	0	0	0	0	0	0	0	0
Foster Care Terminated	0	0	0	0	0	0	0	0
Foster Care Continued	0	0	0	0	0	0	0	0
Voluntary Acknowledgement of Paternity	0	0	0	0	0	0	0	0
Paternity Determined / Child Legitimated	0	0	0	0	0	0	0	0
Paternity Not Determ/Child Not Legitimated	0	0	0	0	0	0	0	0
Child Support Granted	0	0	0	0	0	0	0	0
Child Support Amended	0	0	0	0	0	0	0	0
Child Support Denied	0	0	0	0	0	0	0	0
Child Support Terminated	0	0	0	0	0	0	0	0
Request for Medical Treatment Granted	0	0	0	0	0	0	0	0
Request for Medical Treatment Denied	0	0	0	0	0	0	0	0
Consent to Marry Granted	0	0	0	0	0	0	0	0
Consent to Marry Denied	0	0	0	0	0	0	0	0
Totals	55	1	0	44	4	1	1	106


Other Outcome Codes

Other	3	2	0	6	0	0	0	11
Totals	3	2	0	6	0	0	0	11

All Outcome Totals	322	23	0	225	17	6	10	603
---------------------------	------------	-----------	----------	------------	-----------	----------	-----------	------------

TENNESSEE COUNCIL OF JUVENILE AND FAMILY COURT JUDGES
2008 MARION COUNTY JUVENILE COURT STATISTICAL DATA

Breakdown of Referrals by Court Personnel Executing the Action in CY 2008



	Referrals	% of Referrals
Judge	475	100.00%
Referee	0	0.00%
YSO	0	0.00%
Other	0	0.00%
Total	475	100.00%