

2008

State of Tennessee

Annual Juvenile Court Statistical Report

Monroe County Breakdown

TABLE OF CONTENTS

Report Numbers Listed Below are shown at the Bottom of each Report, followed by the Report Page Number

	Report Number
Juvenile Court Referral Process	
Chart – The Juvenile Court Referral Process	1
Chart – Delinquent, Dependent/Neglect/Abuse, and Status/Unruly Referrals	2
Chart – Referrals by Type of Offense	3
Chart – Referrals for Status/Unruly Offenses	4
Children and Referral Counts by Race and Sex	
Table – Children with Delinquent Referrals by Race and Sex	5
Table – Children with Status/Unruly Referrals by Race and Sex	5
Table – Children with Dependency/Neglect/Abuse Allegations by Race and Sex	5
Table – Referrals Delinquent Referrals by Race and Sex	6
Table – Referrals Status/Unruly Referrals by Race and Sex	6
Table – Referrals Dependency/Neglect/Abuse Allegations by Race and Sex	6
Table/Chart – Referrals by Age Group, Race and Sex	7
Table/Chart – Children Referred by Age, Race and Sex	8
Table/Chart – Children Referred by Race and Sex	9
Table/Chart – Children of Hispanic Origin by Race and Sex	10
Table – Referrals by Type of Offense, Age Group, Race and Sex	11
Living Arrangement of the Child at Time of Referral	
Table/Chart – Living Arrangement at Time of Referral by Race and Sex	12
School Status of Individual Children at Time of Referral to Juvenile Court	
Table – Last Grade Completed by Children by Race and Sex	13
Table – Children Enrolled in School	13
Table – Children Enrolled in Special Education	13
Referral Information by Race, Sex and Class of Referral/Offense	
Table/Chart – Class of Referrals by Race and Sex	14
Table - Referrals by Class and Type of Offense by Race and Sex	15
Referral Reasons by Type, Race and Sex	
Table – Referral Reasons by Type of Offense, Race and Sex	16
Table – Top 4 Referral Reasons by Sex and Race	17
Table – Top 4 Referral Reasons by Sex, Race and Type of Offense	18
Source of Referrals to the Juvenile Court	
Table – Source of Referrals by Race and Sex	19
Table – Six Most Frequent Referral Reasons by Source, Race and Sex	20
Table – Source of Referrals by Type of Offense, Race and Sex	21
Children Referred with Weapons Charges	
Table/Chart – Children Referred for Unlawful Carrying/Possession of a Weapon by Age, Race and Sex	22
Table/Chart – Children Referred for Carrying Weapons on School Property	23
Intake Actions at Referral	
Table/Chart – Intake Actions at Referral by Race and Sex	24
Table/Chart – Intake Actions of Referrals by Class of Offense, Race and Sex	25

TABLE OF CONTENTS


Report Numbers Listed Below are shown at the Bottom of each Report, followed by the Report Page Number

	Report Number
Detention Statistics at Referral	
Table – Detention Statistics at Referral by Individual Child by Race and Sex	26
Table – Detention Statistics at Referral by Individual Case	26
Table – Placement After Secure Detention Hearing by Individual Child by Race and Sex	27
Table – Placement After Secure Detention Hearing by Individual Case	27
Dispositional Procedures	
Table – Procedures used to Dispose or Adjust All Referrals	28
Table – Referrals Disposed by Formal Adjudicatory Proceedings	28
Table – Referrals Disposed by Other Actions	28
Formal and Informal Actions	
Table/Chart – Formal and Informal Actions by Race and Sex	29
Table – Formal and Informal Actions by Type of Offense, Race and Sex	30
Table – Formal and Informal Actions by Class of Referral, Race and Sex	31
Children Transferred to Adult Court	
Table/Chart – Children Transferred to Adult Court by Age, Race and Sex	32
Outcomes by Type of Disposition	
Table – Outcomes by Type of Disposition, Race and Sex	33
Juvenile Court Referrals Disposed County-Wide Based on Number of Referrals	
Table/Chart – Breakdown of Referrals by Court Personnel Executing the Action	34

**TENNESSEE COUNCIL OF JUVENILE AND FAMILY COURT JUDGES
2008 MONROE COUNTY JUVENILE COURT STATISTICAL DATA**

The Juvenile Court Referral Process for CY 2008

Delinquent 309	Status 129	Dependency and Neglect 68	Other Violations 0	Special Proceedings 160	Parentage 542	Other 71
--------------------------	----------------------	-------------------------------------	------------------------------	-----------------------------------	-------------------------	--------------------



Parents, Victims, School, Relatives, State Dept, etc.
986

Law Enforcement
293

Pretrial Diversion, Informal Adjustment
43

Court Actions
1,279

Transfer to Adult Court Hearing
3

Charges Cleared By Transfer to Adult Court
0



Formal Adjudications
429

Special Proceeding
737


Review Concluded
14



Juvenile Court System Outcomes / Dispositions
2,863

Case Held Open
43

Other
10




Formal
97



General
1,148



Special Proceedings
958

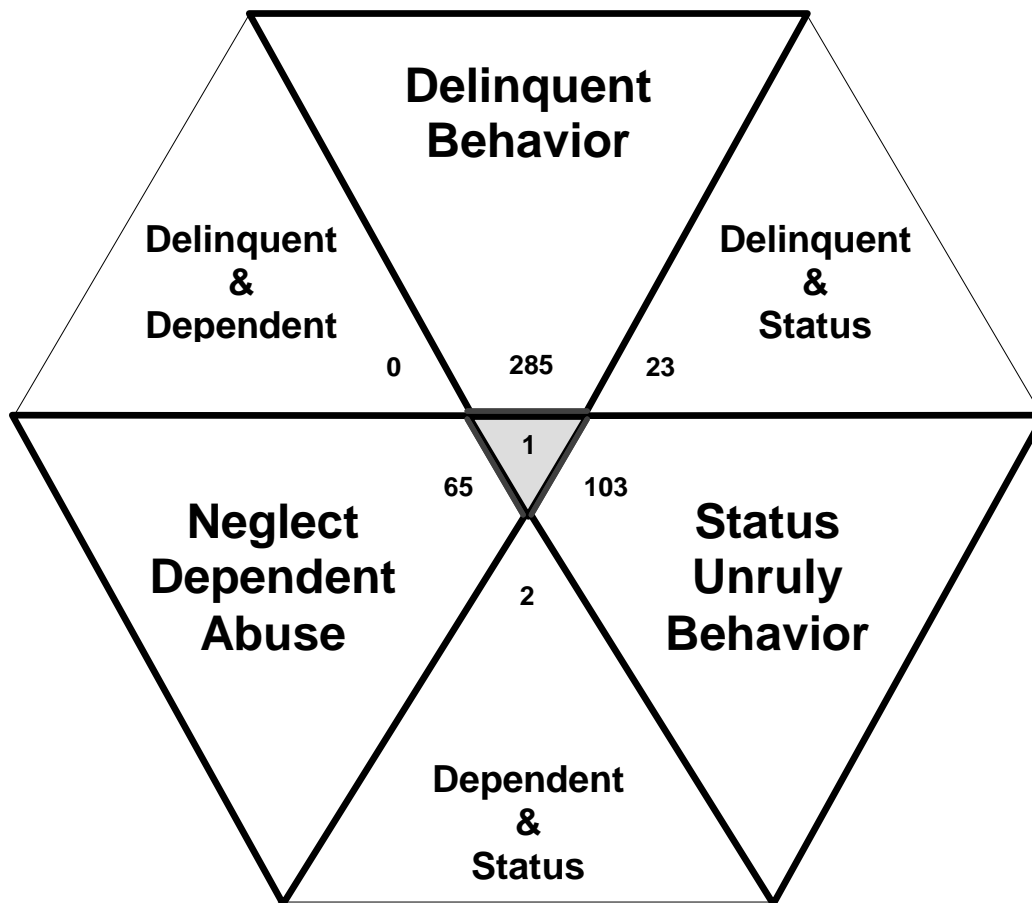


Other
660

**TENNESSEE COUNCIL OF JUVENILE AND FAMILY COURT JUDGES
2008 MONROE COUNTY JUVENILE COURT STATISTICAL DATA**

Delinquent, Dependent/Neglect/Abuse, and Status/Unruly Referrals for CY 2008

Total = 479



The remaining referrals are for:
Custody, Visitation, Paternity/Legitimation, Child Support,
Special Procedures and Other Referrals

Each child may be counted
in more than one category

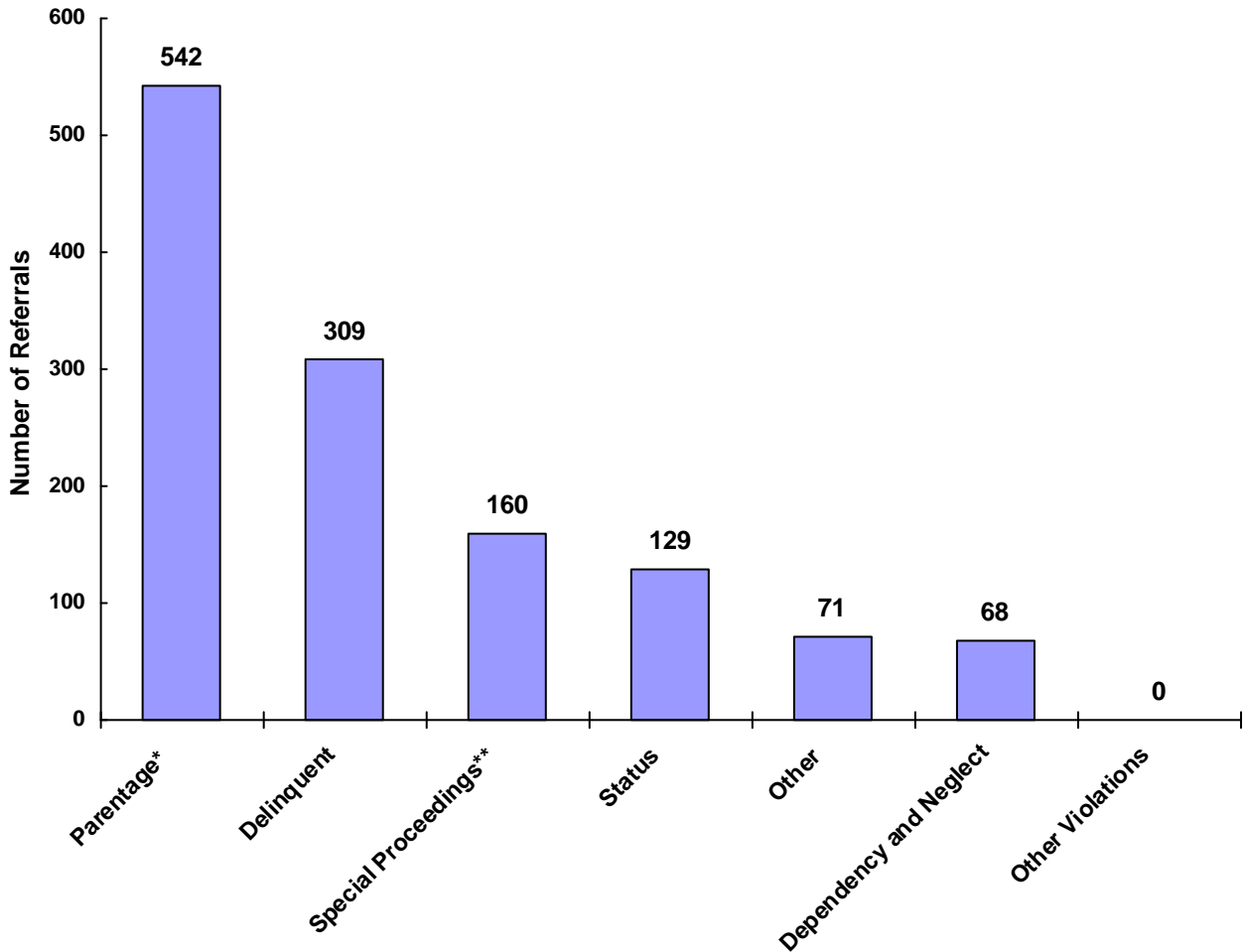
Total number of individual children for ALL referrals
disposed by juvenile courts during CY 2008 equals 776

Children can have referrals in multiple categories. The drawing above shows that in the year 2008 there were 285 referrals to Monroe County Juvenile Court for children with only delinquent offenses, 103 for those with only status/unruly behavior, and 65 for children with neglect, dependent or abuse referrals during the calendar year. There were 23 referrals for children that had a delinquent AND a status/unruly referral. There were 0 referrals for children with both delinquent behavior AND a neglect, dependent or abuse allegation. There were 2 referrals for children that had both a status/unruly referral AND a neglect, dependent or abuse allegation. Also, there were 1 referrals for children that had a delinquent referral, a status/unruly referral AND a neglect, dependent or abuse allegation.

**TENNESSEE COUNCIL OF JUVENILE AND FAMILY COURT JUDGES
2008 MONROE COUNTY JUVENILE COURT STATISTICAL DATA**

Referrals by Type of Offense in CY 2008

Total Referrals = 1,279



* Parentage includes: Custody, Visitation, Paternity/Legitimation and Child Support

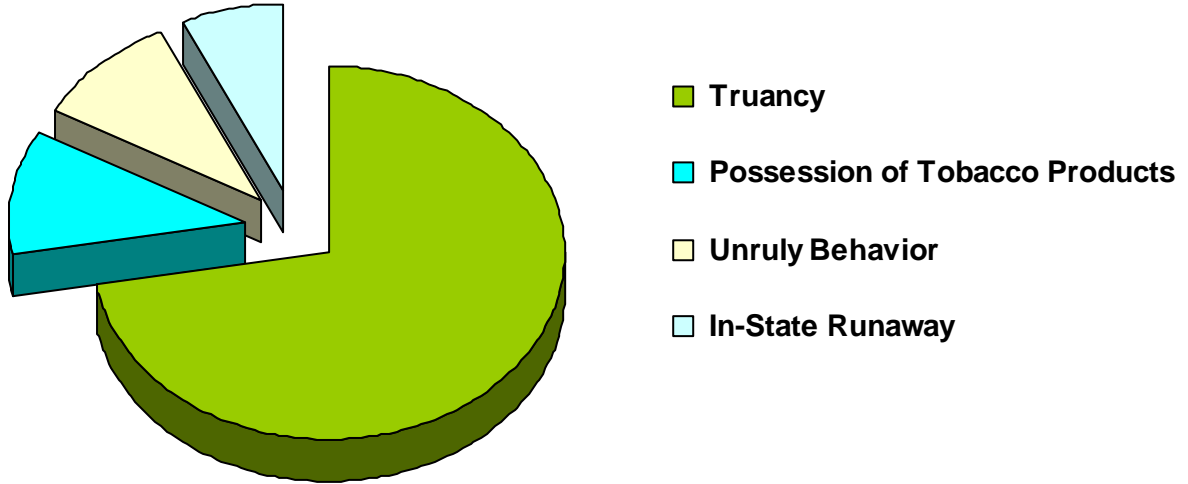
**Special Proceedings include: Judicial Review, Administrative Review, Foster Care Review, Request for Medical Treatment and Consent to Marry

Information from the Juvenile Court represents a total of 776 children and 1,218 cases that were reported to the TCJFCJ.

A Status offense is an offense committed by a child that if committed by an adult, would not be considered an offense or unlawful act. An example of this is smoking when not legally an adult.

**TENNESSEE COUNCIL OF JUVENILE AND FAMILY COURT JUDGES
2008 MONROE COUNTY JUVENILE COURT STATISTICAL DATA**

**Referrals for Status/Unruly Offenses in CY 2008
Total Status/Unruly Referrals = 129**



Referral Reason	Count	Percent
Truancy	93	72.09%
Possession of Tobacco Products	14	10.85%
Unruly Behavior	13	10.08%
In-State Runaway	9	6.98%
Violation of Curfew	0	0.00%
Violation of a Valid Court Order	0	0.00%
Out-of-State Runaway	0	0.00%
Total	129	

**TENNESSEE COUNCIL OF JUVENILE AND FAMILY COURT JUDGES
2008 MONROE COUNTY JUVENILE COURT STATISTICAL DATA**

Children* with Delinquent Referrals by Race and Sex for CY 2008

	White	African American	Native American	Asian	Mixed Race	Unknown Race	Total
Male	142	6	0	1	5	3	157
Female	71	2	0	0	2	0	75
Unknown Sex	0	0	0	0	0	0	
Totals	213	8	0	1	7	3	232

Children* with Status/Unruly Referrals by Race and Sex for CY 2008

	White	African American	Native American	Asian	Mixed Race	Unknown Race	Total
Male	63	0	0	0	0	0	63
Female	55	1	0	0	0	1	57
Unknown Sex	0	0	0	0	0	0	
Totals	118	1	0	0	0	1	120

Children* with Dependency/Neglect/Abuse Allegations by Race and Sex for CY 2008

	White	African American	Native American	Asian	Mixed Race	Unknown Race	Total
Male	26	0	0	0	1	0	27
Female	23	0	0	0	1	0	24
Unknown Sex	0	0	0	0	0	0	
Totals	49	0	0	0	2	0	51

* A child may be counted in more than one category

**TENNESSEE COUNCIL OF JUVENILE AND FAMILY COURT JUDGES
2008 MONROE COUNTY JUVENILE COURT STATISTICAL DATA**

Delinquent Referrals by Race and Sex for CY 2008

	White	African American	Native American	Asian	Mixed Race	Unknown Race	Total
Male	197	12	0	1	7	5	222
Female	83	2	0	0	2	0	87
Unknown Sex	0	0	0	0	0	0	0
Totals	280	14	0	1	9	5	309

Status/Unruly Referrals by Race and Sex for CY 2008

	White	African American	Native American	Asian	Mixed Race	Unknown Race	Total
Male	67	0	0	0	0	0	67
Female	59	2	0	0	0	1	62
Unknown Sex	0	0	0	0	0	0	0
Totals	126	2	0	0	0	1	129

Dependency/Neglect/Abuse Allegations by Race and Sex for CY 2008

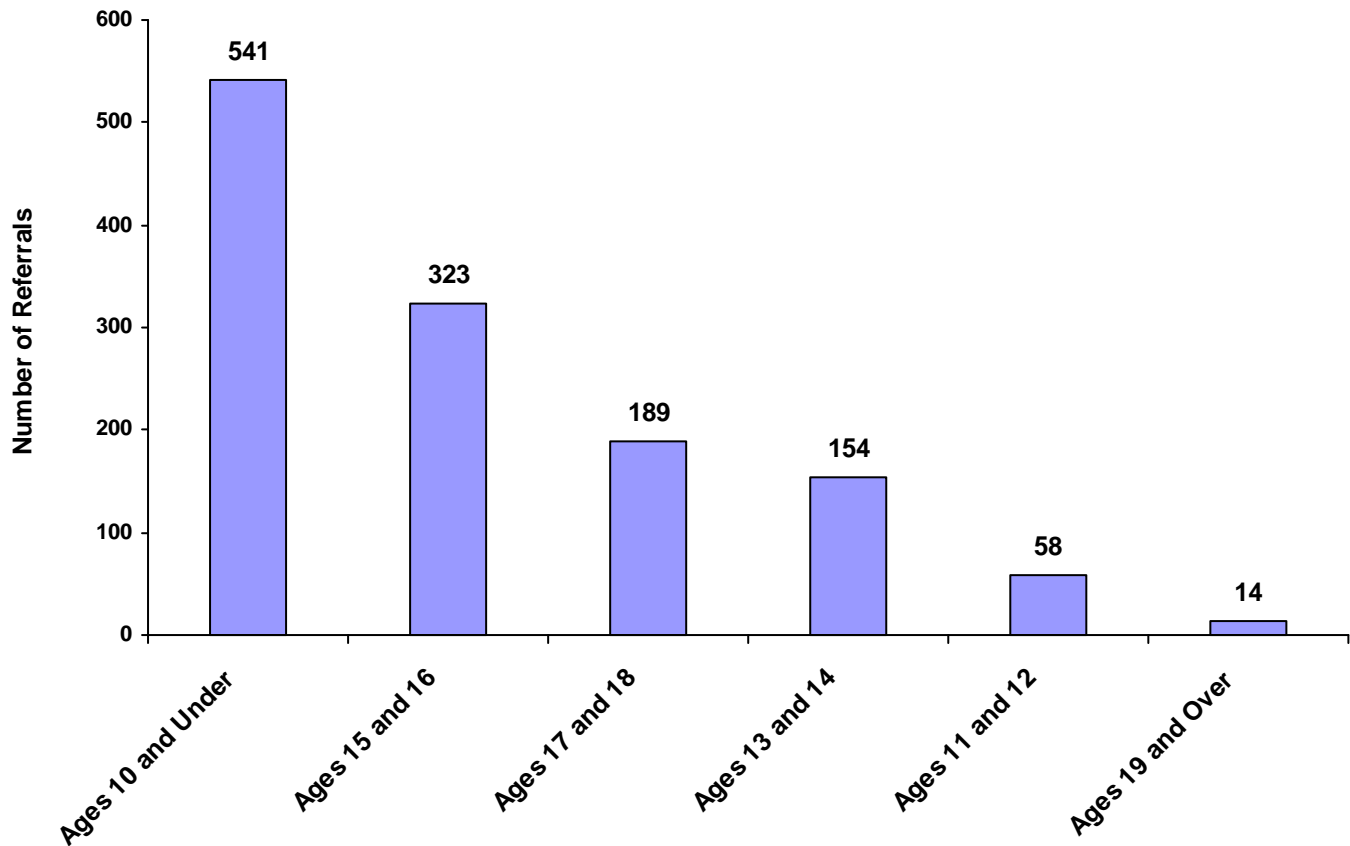
	White	African American	Native American	Asian	Mixed Race	Unknown Race	Total
Male	37	0	0	0	1	0	38
Female	29	0	0	0	1	0	30
Unknown Sex	0	0	0	0	0	0	0
Totals	66	0	0	0	2	0	68

**TENNESSEE COUNCIL OF JUVENILE AND FAMILY COURT JUDGES
2008 MONROE COUNTY JUVENILE COURT STATISTICAL DATA**

Referrals by Age Group, Race and Sex for CY 2008

	White Male	African American Male	Other Race Male	White Female	African American Female	Other Race Female	Unknown Race or Sex	Total	% of Total Referrals
Birth through Age 10	285	2	13	223	5	4	9	541	42.30%
Ages 11 and 12	27	0	0	26	0	1	4	58	4.53%
Ages 13 and 14	97	5	2	45	3	2	0	154	12.04%
Ages 15 and 16	194	8	4	106	4	0	7	323	25.25%
Ages 17 and 18	117	5	4	60	2	0	1	189	14.78%
Ages 19 and Over	8	2	0	4	0	0	0	14	1.09%
All Age Group Totals	728	22	23	464	14	7	21	1,279	

Total Referrals by Age Group

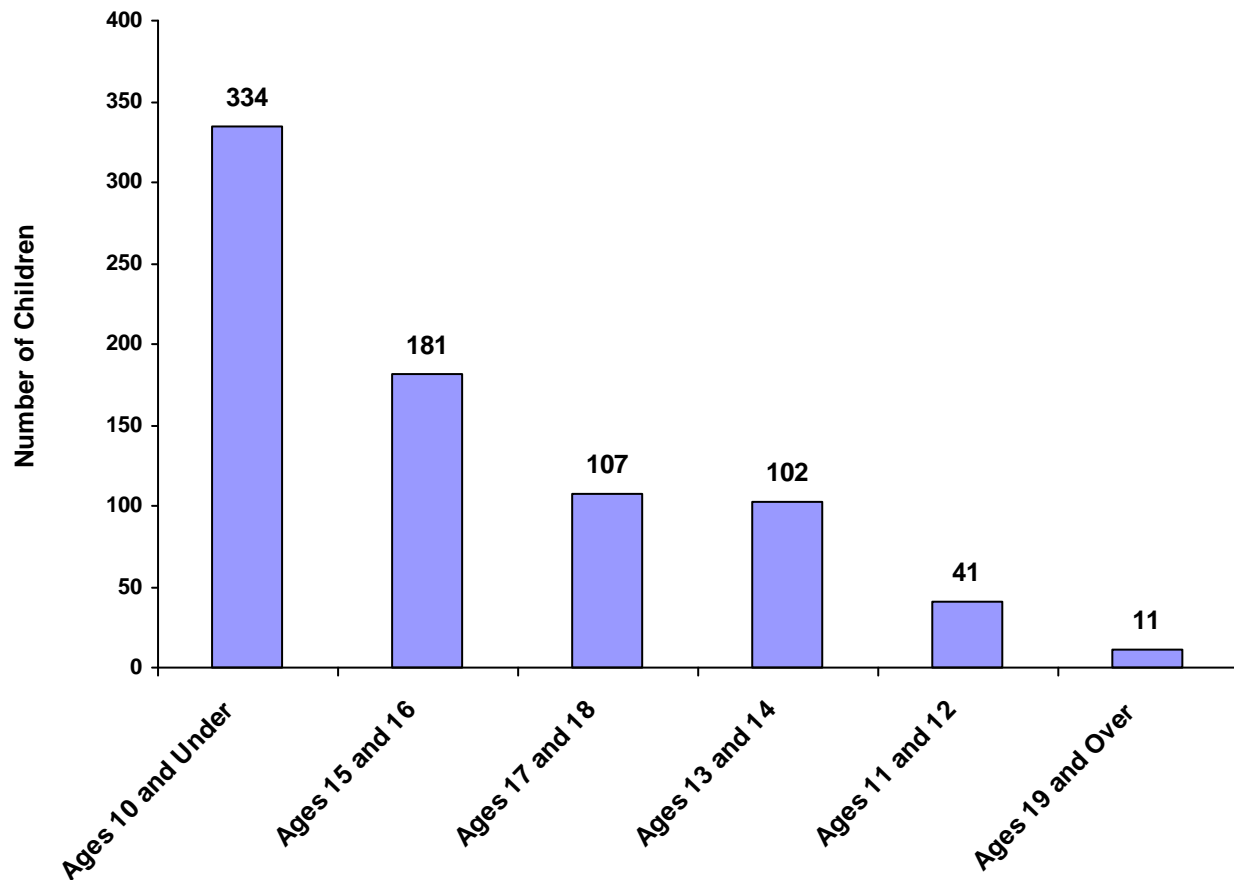


**TENNESSEE COUNCIL OF JUVENILE AND FAMILY COURT JUDGES
2008 MONROE COUNTY JUVENILE COURT STATISTICAL DATA**

Children Referred by Age Group, Race and Sex for CY 2008

	White Male	African American Male	Other Race Male	White Female	African American Female	Other Race Female	Unknown Race or Sex	Total	% of All Children Referred
Ages 10 and Under	168	2	9	141	1	4	9	334	43.04%
Ages 11 through 12	18	0	0	21	0	1	1	41	5.28%
Ages 13 through 14	58	2	2	37	1	2	0	102	13.14%
Ages 15 through 16	104	3	3	66	2	0	3	181	23.32%
Ages 17 through 18	61	3	2	39	1	0	1	107	13.79%
Ages 19 and Over	7	1	0	3	0	0	0	11	1.42%
Total	416	11	16	307	5	7	14	776	

Total Children by Age Group

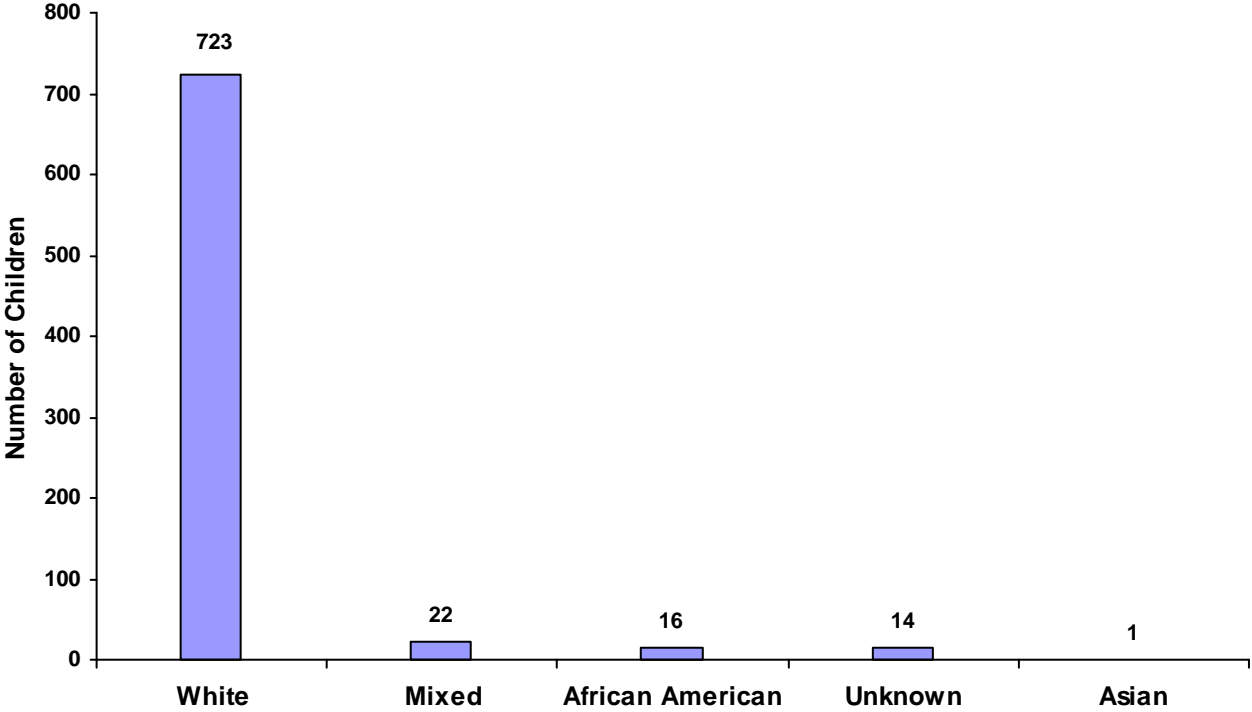


**TENNESSEE COUNCIL OF JUVENILE AND FAMILY COURT JUDGES
2008 MONROE COUNTY JUVENILE COURT STATISTICAL DATA**

Children Referred by Race and Sex for CY 2008

Race	Male	Female	Unknown	Total
White	416	307	0	723
African American	11	5	0	16
Native American	0	0	0	0
Asian	1	0	0	1
Mixed	15	7	0	22
Unknown	7	7	0	14
Total	450	326	0	776

Total Children by Race

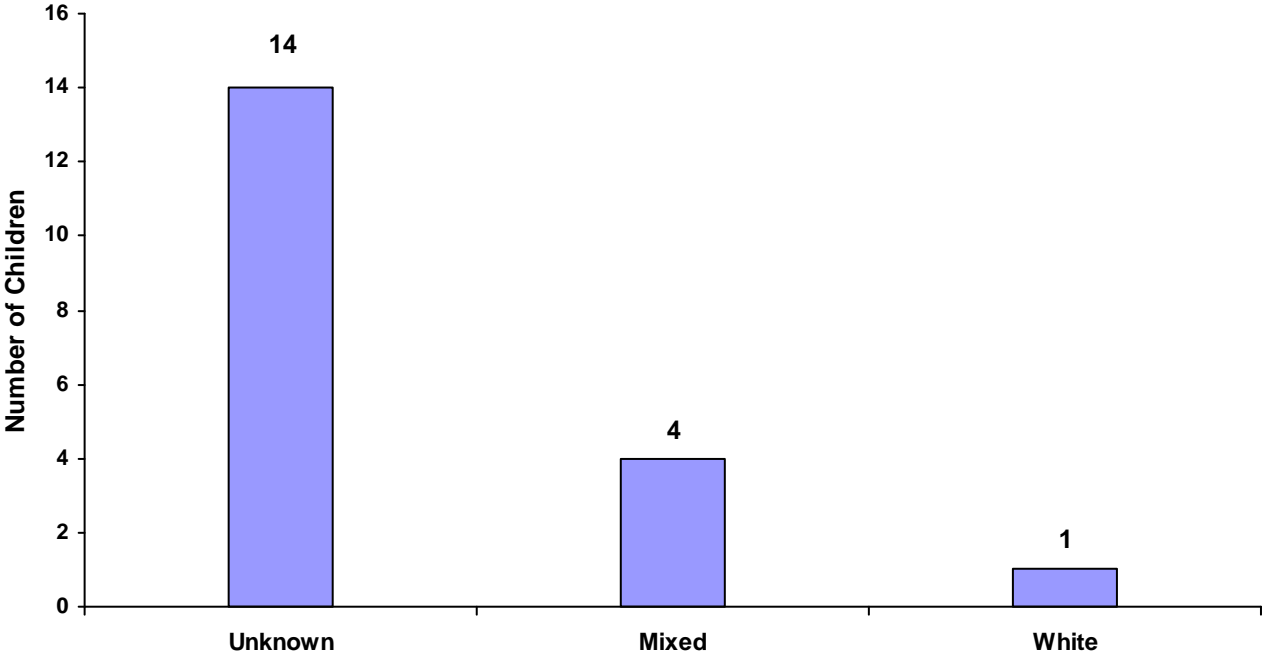


**TENNESSEE COUNCIL OF JUVENILE AND FAMILY COURT JUDGES
2008 MONROE COUNTY JUVENILE COURT STATISTICAL DATA**

Children of Hispanic Origin by Race and Sex for CY 2008

Race	Male	Female	Unknown	Total
White	0	1	0	1
African American	0	0	0	0
Native American	0	0	0	0
Asian	0	0	0	0
Mixed	3	1	0	4
Unknown	7	7	0	14
Total	10	9	0	19

Total Children of Hispanic Origin by Race



**TENNESSEE COUNCIL OF JUVENILE AND FAMILY COURT JUDGES
2008 MONROE COUNTY JUVENILE COURT STATISTICAL DATA**

Referrals by Type of Offense, Age Group, Race and Sex for CY 2008

	White Male	African American Male	Other Race Male	White Female	African American Female	Other Race Female	Unknown Race or Sex	Total
Delinquent								
Ages 10 and Under	3	0	0	2	0	0	0	5
Ages 11 through 12	6	0	0	3	0	0	0	9
Ages 13 through 14	32	2	1	17	0	2	0	54
Ages 15 through 16	100	5	3	42	1	0	5	156
Ages 17 through 18	56	5	4	19	1	0	0	85
Ages 19 and Over	0	0	0	0	0	0	0	0
Total	197	12	8	83	2	2	5	309
Status								
Ages 10 and Under	9	0	0	6	0	0	0	15
Ages 11 through 12	2	0	0	5	0	0	1	8
Ages 13 through 14	15	0	0	9	0	0	0	24
Ages 15 through 16	23	0	0	22	2	0	0	47
Ages 17 through 18	18	0	0	17	0	0	0	35
Ages 19 and Over	0	0	0	0	0	0	0	0
Total	67	0	0	59	2	0	1	129
Dependency and Neglect								
Ages 10 and Under	28	0	1	16	0	1	0	46
Ages 11 through 12	1	0	0	4	0	0	0	5
Ages 13 through 14	2	0	0	3	0	0	0	5
Ages 15 through 16	6	0	0	4	0	0	0	10
Ages 17 through 18	0	0	0	2	0	0	0	2
Ages 19 and Over	0	0	0	0	0	0	0	0
Total	37	0	1	29	0	1	0	68
Other Violations								
Ages 10 and Under	0	0	0	0	0	0	0	0
Ages 11 through 12	0	0	0	0	0	0	0	0
Ages 13 through 14	0	0	0	0	0	0	0	0
Ages 15 through 16	0	0	0	0	0	0	0	0
Ages 17 through 18	0	0	0	0	0	0	0	0
Ages 19 and Over	0	0	0	0	0	0	0	0
Total	0	0	0	0	0	0	0	0

**TENNESSEE COUNCIL OF JUVENILE AND FAMILY COURT JUDGES
2008 MONROE COUNTY JUVENILE COURT STATISTICAL DATA**

Referrals by Type of Offense, Age Group, Race and Sex for CY 2008

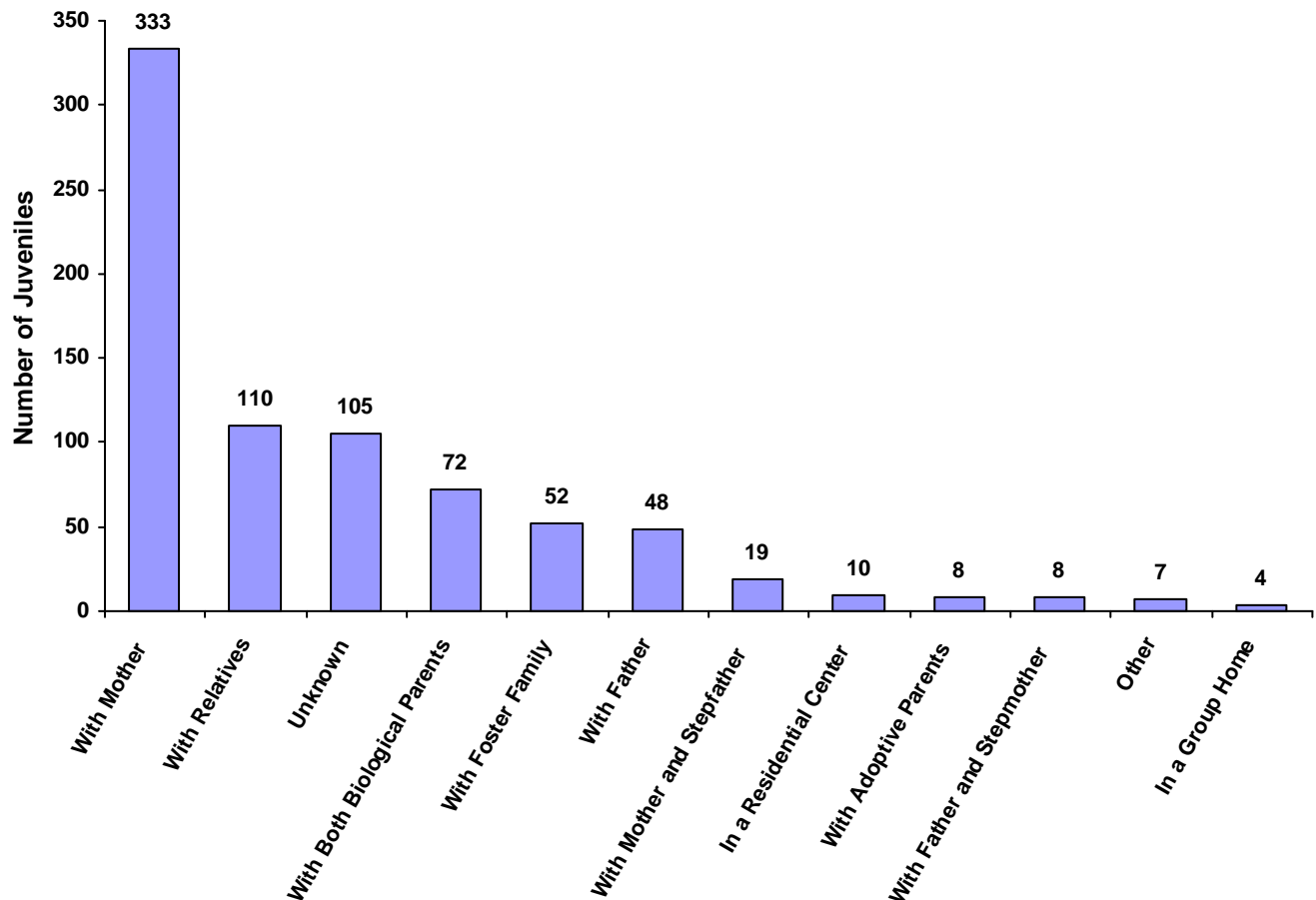
	White Male	African American Male	Other Race Male	White Female	African American Female	Other Race Female	Unknown Race or Sex	Total
Special Proceedings								
Ages 10 and Under	239	2	12	190	5	3	9	460
Ages 11 through 12	17	0	0	14	0	1	3	35
Ages 13 through 14	37	2	1	14	3	0	0	57
Ages 15 through 16	45	2	0	34	1	0	1	83
Ages 17 through 18	35	0	0	17	1	0	0	53
Ages 19 and Over	8	2	0	4	0	0	0	14
Total	381	8	13	273	10	4	13	702
Other								
Ages 10 and Under	6	0	0	9	0	0	0	15
Ages 11 through 12	1	0	0	0	0	0	0	1
Ages 13 through 14	11	1	0	2	0	0	0	14
Ages 15 through 16	20	1	1	4	0	0	1	27
Ages 17 through 18	8	0	0	5	0	0	1	14
Ages 19 and Over	0	0	0	0	0	0	0	0
Total	46	2	1	20	0	0	2	71
Grand Total	728	22	23	464	14	7	21	1,279

TENNESSEE COUNCIL OF JUVENILE AND FAMILY COURT JUDGES 2008 MONROE COUNTY JUVENILE COURT STATISTICAL DATA

Living Arrangement of Juveniles by Race and Sex for CY 2008

	White Male	African American Male	Other Race Male	White Female	African American Female	Other Race Female	Unknown Race or Sex	Total	% of All Children Referred
With Both Biological Parents	42	0	2	25	0	1	2	72	9.28%
With Father and Stepmother	5	0	0	3	0	0	0	8	1.03%
With Mother and Stepfather	10	1	1	7	0	0	0	19	2.45%
With Mother	164	5	8	144	5	3	4	333	42.91%
With Father	28	0	1	18	0	1	0	48	6.19%
With Relatives	63	1	1	41	0	1	3	110	14.18%
With Adoptive Parents	6	1	0	1	0	0	0	8	1.03%
With Foster Family	24	0	0	25	0	0	3	52	6.70%
In a Group Home	3	0	0	1	0	0	0	4	0.52%
In a Residential Center	8	0	0	2	0	0	0	10	1.29%
In an Institution	0	0	0	0	0	0	0	0	0.00%
Independent	0	0	0	0	0	0	0	0	0.00%
Unknown	60	3	3	37	0	1	1	105	13.53%
Other	3	0	0	3	0	0	1	7	0.90%
Totals	416	11	16	307	5	7	14	776	

Living Arrangement of Juveniles



**TENNESSEE COUNCIL OF JUVENILE AND FAMILY COURT JUDGES
2008 MONROE COUNTY JUVENILE COURT STATISTICAL DATA**

Last Grade Completed by Children by Race and Sex for CY 2008

	White Male	African American Male	Other Race Male	White Female	African American Female	Other Race Female	Unknown Race or Sex	Total	% of All Children Referred
Too Young for School	0	0	0	0	0	0	0	0	0.00%
Preschool	0	0	0	0	0	0	0	0	0.00%
Kindergarten	0	0	0	0	0	0	0	0	0.00%
1st Grade	0	0	0	2	0	0	0	2	0.26%
2nd Grade	0	0	0	0	0	0	0	0	0.00%
3rd Grade	0	0	0	0	0	0	0	0	0.00%
4th Grade	0	0	1	0	0	0	0	1	0.13%
5th Grade	2	0	0	2	0	0	0	4	0.52%
6th Grade	3	0	0	2	0	0	0	5	0.64%
7th Grade	9	0	0	9	0	0	0	18	2.32%
8th Grade	22	0	2	10	0	2	0	36	4.64%
9th Grade	19	1	0	17	1	0	1	39	5.03%
10th Grade	19	0	0	13	0	0	0	32	4.12%
11th Grade	9	1	0	8	0	0	0	18	2.32%
12th Grade	1	0	0	1	0	0	0	2	0.26%
Non-Graded Special Ed	0	0	0	0	0	0	0	0	0.00%
GED	3	0	0	0	0	0	0	3	0.39%
Graduated	1	0	0	0	0	0	0	1	0.13%
Never Attended School	110	2	7	93	0	3	6	221	28.48%
Unknown	218	7	6	150	4	2	7	394	50.77%
Other	0	0	0	0	0	0	0	0	0.00%
Totals	416	11	16	307	5	7	14	776	

Children Enrolled in School

	Children	% of All Children
Enrolled	529	68.17%
Not Enrolled	240	30.93%
Unknown	7	0.90%
	776	

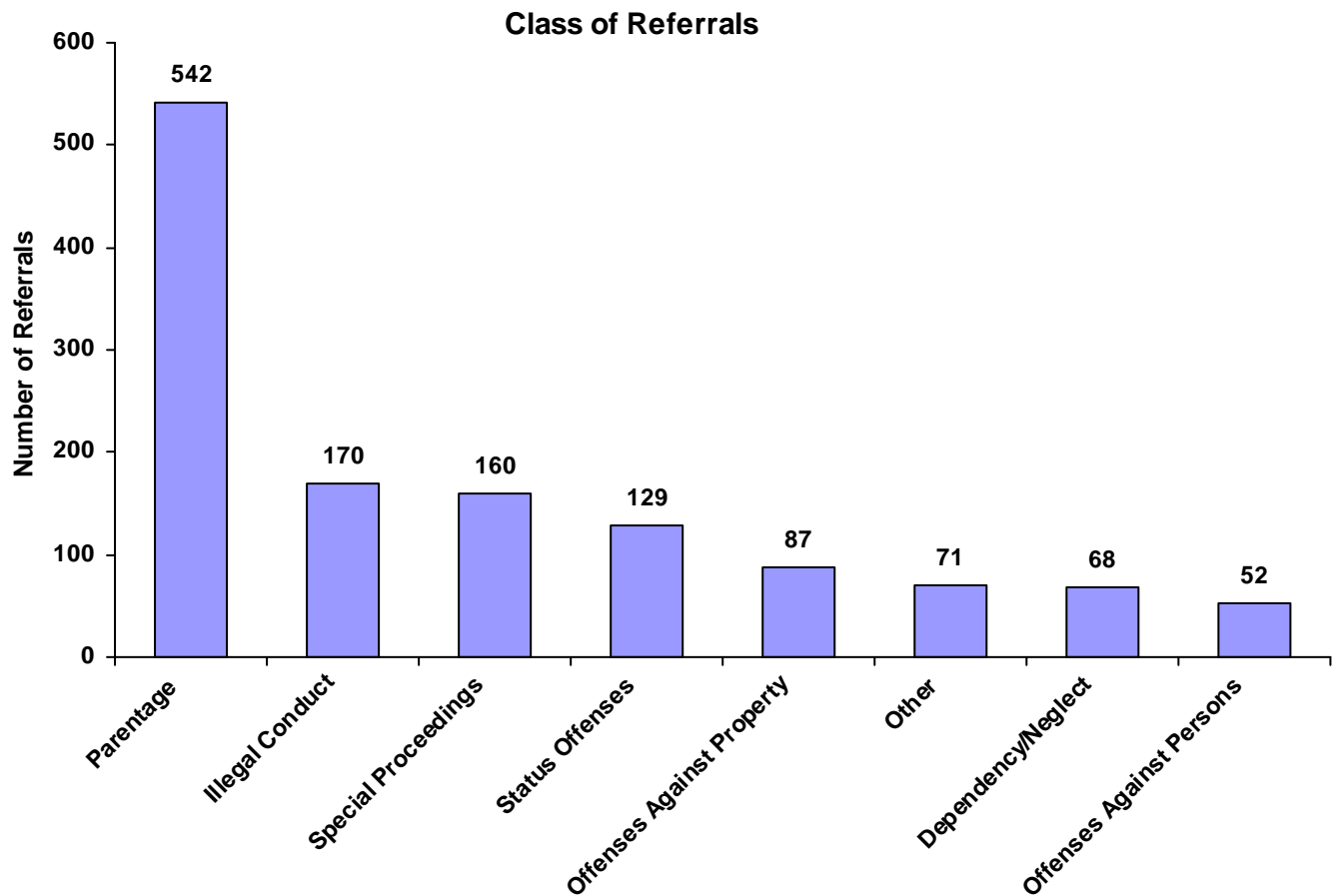
Children Enrolled in Special Education

	Children	% of All Children
Enrolled	25	3.22%
Not Enrolled	375	48.33%
Unknown	376	48.45%
	776	

**TENNESSEE COUNCIL OF JUVENILE AND FAMILY COURT JUDGES
2008 MONROE COUNTY JUVENILE COURT STATISTICAL DATA**

Class of Referrals by Race and Sex for CY 2008

	White Male	African American Male	Other Race Male	White Female	African American Female	Other Race Female	Unknown Race or Sex	Total	% of Total Referrals
Offenses Against Persons	35	1	1	15	0	0	0	52	4.07%
Offenses Against Property	54	4	4	21	0	0	4	87	6.80%
Illegal Conduct	108	7	3	47	2	2	1	170	13.29%
Status Offenses	67	0	0	59	2	0	1	129	10.09%
Dependency/Neglect	37	0	1	29	0	1	0	68	5.32%
Other Violation Proceedings	0	0	0	0	0	0	0	0	0.00%
Parentage	279	6	13	221	10	3	10	542	42.38%
Special Proceedings	102	2	0	52	0	1	3	160	12.51%
Other	46	2	1	20	0	0	2	71	5.55%
Totals	728	22	23	464	14	7	21	1,279	



**TENNESSEE COUNCIL OF JUVENILE AND FAMILY COURT JUDGES
2008 MONROE COUNTY JUVENILE COURT STATISTICAL DATA**

Referrals by Class and Type Of Offense by Race and Sex for CY 2008

	White Male	African American Male	Other Race Male	White Female	African American Female	Other Race Female	Unknown Race or Sex	Total
<u>Offenses Against Persons</u>								
Assault	24	1	1	11	0	0	0	37
Reckless Endangerment	2	0	0	4	0	0	0	6
Aggravated Assault	5	0	0	0	0	0	0	5
Rape of a Child	1	0	0	0	0	0	0	1
Aggravated Sexual Battery	1	0	0	0	0	0	0	1
Rape	1	0	0	0	0	0	0	1
Other Sexual Offenses	1	0	0	0	0	0	0	1
Criminal Homicide	0	0	0	0	0	0	0	0
1st Degree Murder	0	0	0	0	0	0	0	0
2nd Degree Murder	0	0	0	0	0	0	0	0
Aggravated Rape	0	0	0	0	0	0	0	0
Aggravated Vehicular Homicide	0	0	0	0	0	0	0	0
Esp. Aggravated Robbery	0	0	0	0	0	0	0	0
Esp. Aggravated Kidnapping	0	0	0	0	0	0	0	0
Aggravated Robbery	0	0	0	0	0	0	0	0
Aggravated Kidnapping	0	0	0	0	0	0	0	0
Aggravated Child Abuse / Neglect	0	0	0	0	0	0	0	0
Voluntary Manslaughter	0	0	0	0	0	0	0	0
Vehicular Homicide	0	0	0	0	0	0	0	0
Sexual Abuse of a Child	0	0	0	0	0	0	0	0
Robbery	0	0	0	0	0	0	0	0
Criminally Negligent Homicide	0	0	0	0	0	0	0	0
Attempted Crime Against a Person	0	0	0	0	0	0	0	0
Totals	35	1	1	15	0	0	0	52
<u>Offenses Against Property</u>								
Theft of Property	22	2	2	14	0	0	0	40
Vandalism	18	1	1	5	0	0	1	26
Burglary	10	0	1	0	0	0	0	11
Aggravated Burglary	2	1	0	2	0	0	0	5
Arson	1	0	0	0	0	0	3	4
Cruelty to Animals	1	0	0	0	0	0	0	1
Aggravated Arson	0	0	0	0	0	0	0	0
Forgery	0	0	0	0	0	0	0	0
Worthless Checks	0	0	0	0	0	0	0	0
Illegal Poss/Use of Credit/Debit Cards	0	0	0	0	0	0	0	0
Unauthorized Use of a Vehicle	0	0	0	0	0	0	0	0
Totals	54	4	4	21	0	0	4	87

**TENNESSEE COUNCIL OF JUVENILE AND FAMILY COURT JUDGES
2008 MONROE COUNTY JUVENILE COURT STATISTICAL DATA**

Referrals by Class and Type Of Offense by Race and Sex for CY 2008

	White Male	African American Male	Other Race Male	White Female	African American Female	Other Race Female	Unknown Race or Sex	Total
<u>Illegal Conduct</u>								
Disorderly Conduct	26	1	1	14	2	1	1	46
Other Drug Offenses	13	3	0	12	0	1	0	29
Violation of Probation	19	1	0	7	0	0	0	27
Possession/Consumption of Alcohol	16	0	0	6	0	0	0	22
Traffic	12	1	0	3	0	0	0	16
Resist Stop/Frisk/Halt/Arrest/Search	5	0	0	0	0	0	0	5
Public Intoxication	3	1	0	0	0	0	0	4
Aggravated Criminal Trespass	2	0	0	1	0	0	0	3
Harassment	2	0	1	0	0	0	0	3
Criminal Trespass	2	0	1	0	0	0	0	3
Contempt of Court	2	0	0	1	0	0	0	3
Sale of Controlled Substances	2	0	0	0	0	0	0	2
Possession of Controlled Substances	1	0	0	1	0	0	0	2
Carrying Weapons on School Property	1	0	0	0	0	0	0	1
Driving Under Influence (DUI)	1	0	0	0	0	0	0	1
Filing a False Police Report	0	0	0	1	0	0	0	1
Criminal Impersonation	0	0	0	1	0	0	0	1
Violation of Wildlife Regulations	1	0	0	0	0	0	0	1
Criminal Attempt	0	0	0	0	0	0	0	0
Unlawful Carrying / Poss of a Weapon	0	0	0	0	0	0	0	0
Evading Arrest	0	0	0	0	0	0	0	0
Escape	0	0	0	0	0	0	0	0
Failure to Appear	0	0	0	0	0	0	0	0
Gambling	0	0	0	0	0	0	0	0
Local Ordinances	0	0	0	0	0	0	0	0
Violation of Aftercare	0	0	0	0	0	0	0	0
Totals	108	7	3	47	2	2	1	170
<u>Status Offenses</u>								
Truancy	44	0	0	46	2	0	1	93
Possession of Tobacco Products	8	0	0	6	0	0	0	14
Unruly Behavior	11	0	0	2	0	0	0	13
In-State Runaway	4	0	0	5	0	0	0	9
Out-of-State Runaway	0	0	0	0	0	0	0	0
Violation of a Valid Court Order	0	0	0	0	0	0	0	0
Violation of Curfew	0	0	0	0	0	0	0	0
Totals	67	0	0	59	2	0	1	129
<u>Dependency/Neglect</u>								
Dependency / Neglect	36	0	1	25	0	1	0	63
Physically Abused Child	0	0	0	3	0	0	0	3
Termination of Parental Rights	1	0	0	1	0	0	0	2
Sexually Abused Child	0	0	0	0	0	0	0	0
Totals	37	0	1	29	0	1	0	68

**TENNESSEE COUNCIL OF JUVENILE AND FAMILY COURT JUDGES
2008 MONROE COUNTY JUVENILE COURT STATISTICAL DATA**

Referrals by Class and Type Of Offense by Race and Sex for CY 2008

	White Male	African American Male	Other Race Male	White Female	African American Female	Other Race Female	Unknown Race or Sex	Total
<u>Other Violation Proceedings</u>								
Violation of Pretrial Diversion	0	0	0	0	0	0	0	0
Violation of Informal Adjustment	0	0	0	0	0	0	0	0
Totals	0	0	0	0	0	0	0	0
<u>Parentage</u>								
Child Support	188	6	10	140	9	2	9	364
Custody	52	0	1	45	0	0	0	98
Paternity / Legitimation	27	0	2	23	0	1	0	53
Visitation	12	0	0	13	1	0	1	27
Totals	279	6	13	221	10	3	10	542
<u>Special Proceedings</u>								
Foster Care Review	74	2	0	41	0	1	3	121
Judicial Review	28	0	0	11	0	0	0	39
Administrative Review	0	0	0	0	0	0	0	0
Request for Medical Treatment	0	0	0	0	0	0	0	0
Consent to Marry	0	0	0	0	0	0	0	0
Totals	102	2	0	52	0	1	3	160
<u>Other</u>								
Other	46	2	1	20	0	0	2	71
Totals	46	2	1	20	0	0	2	71
All Referral Totals	728	22	23	464	14	7	21	1,279

**TENNESSEE COUNCIL OF JUVENILE AND FAMILY COURT JUDGES
2008 MONROE COUNTY JUVENILE COURT STATISTICAL DATA**

Referral Reasons by Type of Offense, Race and Sex for CY 2008

	White Male	African American Male	Other Race Male	White Female	African American Female	Other Race Female	Unknown Race or Sex	Total
Delinquent								
Disorderly Conduct	26	1	1	14	2	1	1	46
Theft of Property	22	2	2	14	0	0	0	40
Assault	24	1	1	11	0	0	0	37
Other Drug Offenses	13	3	0	12	0	1	0	29
Violation of Probation	19	1	0	7	0	0	0	27
Vandalism	18	1	1	5	0	0	1	26
Possession/Consumption of Alcohol	16	0	0	6	0	0	0	22
Traffic	12	1	0	3	0	0	0	16
Burglary	10	0	1	0	0	0	0	11
Reckless Endangerment	2	0	0	4	0	0	0	6
Aggravated Assault	5	0	0	0	0	0	0	5
Aggravated Burglary	2	1	0	2	0	0	0	5
Resist Stop/Frisk/Halt/Arrest/Search	5	0	0	0	0	0	0	5
Arson	1	0	0	0	0	0	3	4
Public Intoxication	3	1	0	0	0	0	0	4
Aggravated Criminal Trespass	2	0	0	1	0	0	0	3
Harassment	2	0	1	0	0	0	0	3
Criminal Trespass	2	0	1	0	0	0	0	3
Contempt of Court	2	0	0	1	0	0	0	3
Sale of Controlled Substances	2	0	0	0	0	0	0	2
Possession of Controlled Substances	1	0	0	1	0	0	0	2
Rape of a Child	1	0	0	0	0	0	0	1
Aggravated Sexual Battery	1	0	0	0	0	0	0	1
Rape	1	0	0	0	0	0	0	1
Other Sexual Offenses	1	0	0	0	0	0	0	1
Cruelty to Animals	1	0	0	0	0	0	0	1
Carrying Weapons on School Property	1	0	0	0	0	0	0	1
Driving Under Influence (DUI)	1	0	0	0	0	0	0	1
Filing a False Police Report	0	0	0	1	0	0	0	1
Criminal Impersonation	0	0	0	1	0	0	0	1
Violation of Wildlife Regulations	1	0	0	0	0	0	0	1
Criminal Homicide	0	0	0	0	0	0	0	0
1st Degree Murder	0	0	0	0	0	0	0	0
2nd Degree Murder	0	0	0	0	0	0	0	0
Aggravated Rape	0	0	0	0	0	0	0	0
Aggravated Vehicular Homicide	0	0	0	0	0	0	0	0
Esp. Aggravated Robbery	0	0	0	0	0	0	0	0
Esp. Aggravated Kidnapping	0	0	0	0	0	0	0	0
Aggravated Robbery	0	0	0	0	0	0	0	0
Aggravated Kidnapping	0	0	0	0	0	0	0	0
Aggravated Child Abuse / Neglect	0	0	0	0	0	0	0	0
Voluntary Manslaughter	0	0	0	0	0	0	0	0
Vehicular Homicide	0	0	0	0	0	0	0	0
Sexual Abuse of a Child	0	0	0	0	0	0	0	0
Robbery	0	0	0	0	0	0	0	0
Criminally Negligent Homicide	0	0	0	0	0	0	0	0
Attempted Crime Against a Person	0	0	0	0	0	0	0	0
Aggravated Arson	0	0	0	0	0	0	0	0
Forgery	0	0	0	0	0	0	0	0
Worthless Checks	0	0	0	0	0	0	0	0
Illegal Poss/Use of Credit/Debit Cards	0	0	0	0	0	0	0	0
Unauthorized Use of a Vehicle	0	0	0	0	0	0	0	0

**TENNESSEE COUNCIL OF JUVENILE AND FAMILY COURT JUDGES
2008 MONROE COUNTY JUVENILE COURT STATISTICAL DATA**

Referral Reasons by Type of Offense, Race and Sex for CY 2008

	White Male	African American Male	Other Race Male	White Female	African American Female	Other Race Female	Unknown Race or Sex	Total
<u>Delinquent</u>								
Criminal Attempt	0	0	0	0	0	0	0	0
Unlawful Carrying / Poss of a Weapon	0	0	0	0	0	0	0	0
Evading Arrest	0	0	0	0	0	0	0	0
Escape	0	0	0	0	0	0	0	0
Failure to Appear	0	0	0	0	0	0	0	0
Gambling	0	0	0	0	0	0	0	0
Local Ordinances	0	0	0	0	0	0	0	0
Violation of Aftercare	0	0	0	0	0	0	0	0
Totals	197	12	8	83	2	2	5	309
<u>Status</u>								
Truancy	44	0	0	46	2	0	1	93
Possession of Tobacco Products	8	0	0	6	0	0	0	14
Unruly Behavior	11	0	0	2	0	0	0	13
In-State Runaway	4	0	0	5	0	0	0	9
Out-of-State Runaway	0	0	0	0	0	0	0	0
Violation of a Valid Court Order	0	0	0	0	0	0	0	0
Violation of Curfew	0	0	0	0	0	0	0	0
Totals	67	0	0	59	2	0	1	129
<u>Dependency and Neglect</u>								
Dependency / Neglect	36	0	1	25	0	1	0	63
Physically Abused Child	0	0	0	3	0	0	0	3
Termination of Parental Rights	1	0	0	1	0	0	0	2
Sexually Abused Child	0	0	0	0	0	0	0	0
Totals	37	0	1	29	0	1	0	68
<u>Other Violations</u>								
Violation of Pretrial Diversion	0	0	0	0	0	0	0	0
Violation of Informal Adjustment	0	0	0	0	0	0	0	0
Totals	0	0	0	0	0	0	0	0
<u>Special Proceedings</u>								
Child Support	188	6	10	140	9	2	9	364
Foster Care Review	74	2	0	41	0	1	3	121
Custody	52	0	1	45	0	0	0	98
Paternity / Legitimation	27	0	2	23	0	1	0	53
Judicial Review	28	0	0	11	0	0	0	39
Visitation	12	0	0	13	1	0	1	27
Administrative Review	0	0	0	0	0	0	0	0
Request for Medical Treatment	0	0	0	0	0	0	0	0
Consent to Marry	0	0	0	0	0	0	0	0
Totals	381	8	13	273	10	4	13	702
<u>Other</u>								
Other	46	2	1	20	0	0	2	71
Totals	46	2	1	20	0	0	2	71
All Referral Totals	728	22	23	464	14	7	21	1,279

**TENNESSEE COUNCIL OF JUVENILE AND FAMILY COURT JUDGES
2008 MONROE COUNTY JUVENILE COURT STATISTICAL DATA**

Top 4 Referral Reasons by Race and Sex for CY 2008

Sex	Race	Referral Reason	Total
Male			
	White	1. Child Support	188
		2. Foster Care Review	74
		3. Custody	52
		4. Other	46
	African American	1. Child Support	6
		2. Other Drug Offenses	3
		3. Theft of Property	2
		4. Other	2
	Other Race	1. Child Support	10
		2. Theft of Property	2
		3. Paternity / Legitimation	2
		4. Assault	1
Female			
	White	1. Child Support	140
		2. Truancy	46
		3. Custody	45
		4. Foster Care Review	41
	African American	1. Child Support	9
		2. Disorderly Conduct	2
		3. Truancy	2
		4. Visitation	1
	Other Race	1. Child Support	2
		2. Paternity / Legitimation	1
		3. Dependency / Neglect	1
		4. Disorderly Conduct	1
Unknown			
	Unknown	1. Child Support	9
		2. Foster Care Review	3
		3. Arson	3
		4. Other	2

**TENNESSEE COUNCIL OF JUVENILE AND FAMILY COURT JUDGES
2008 MONROE COUNTY JUVENILE COURT STATISTICAL DATA**

Top 4 Referral Reasons by Race and Sex and by Type of Offense for CY 2008

Sex	Race	Referral Type	Referral Reason	Total
Male	White	Delinquent	1. Disorderly Conduct	26
			2. Assault	24
			3. Theft of Property	22
			4. Violation of Probation	19
		Status	1. Truancy	44
			2. Unruly Behavior	11
			3. Possession of Tobacco Products	8
			4. In-State Runaway	4
		Dependency and Neglect	1. Dependency / Neglect	36
			2. Termination of Parental Rights	1
		Special Proceedings	1. Child Support	188
			2. Foster Care Review	74
			3. Custody	52
			4. Judicial Review	28
		Other	1. Other	46
		Male	African American	Delinquent
2. Theft of Property	2			
3. Violation of Probation	1			
4. Vandalism	1			
Special Proceedings	1. Child Support			6
	2. Foster Care Review			2
Other	1. Other			2
Male	Other Race			Delinquent
		2. Disorderly Conduct	1	
		3. Assault	1	
		4. Burglary	1	
		Dependency and Neglect	1. Dependency / Neglect	1
		Special Proceedings	1. Child Support	10
			2. Paternity / Legitimation	2
		Other	3. Custody	1
		Other	1. Other	1

**TENNESSEE COUNCIL OF JUVENILE AND FAMILY COURT JUDGES
2008 MONROE COUNTY JUVENILE COURT STATISTICAL DATA**

Top 4 Referral Reasons by Race and Sex and by Type of Offense for CY 2008

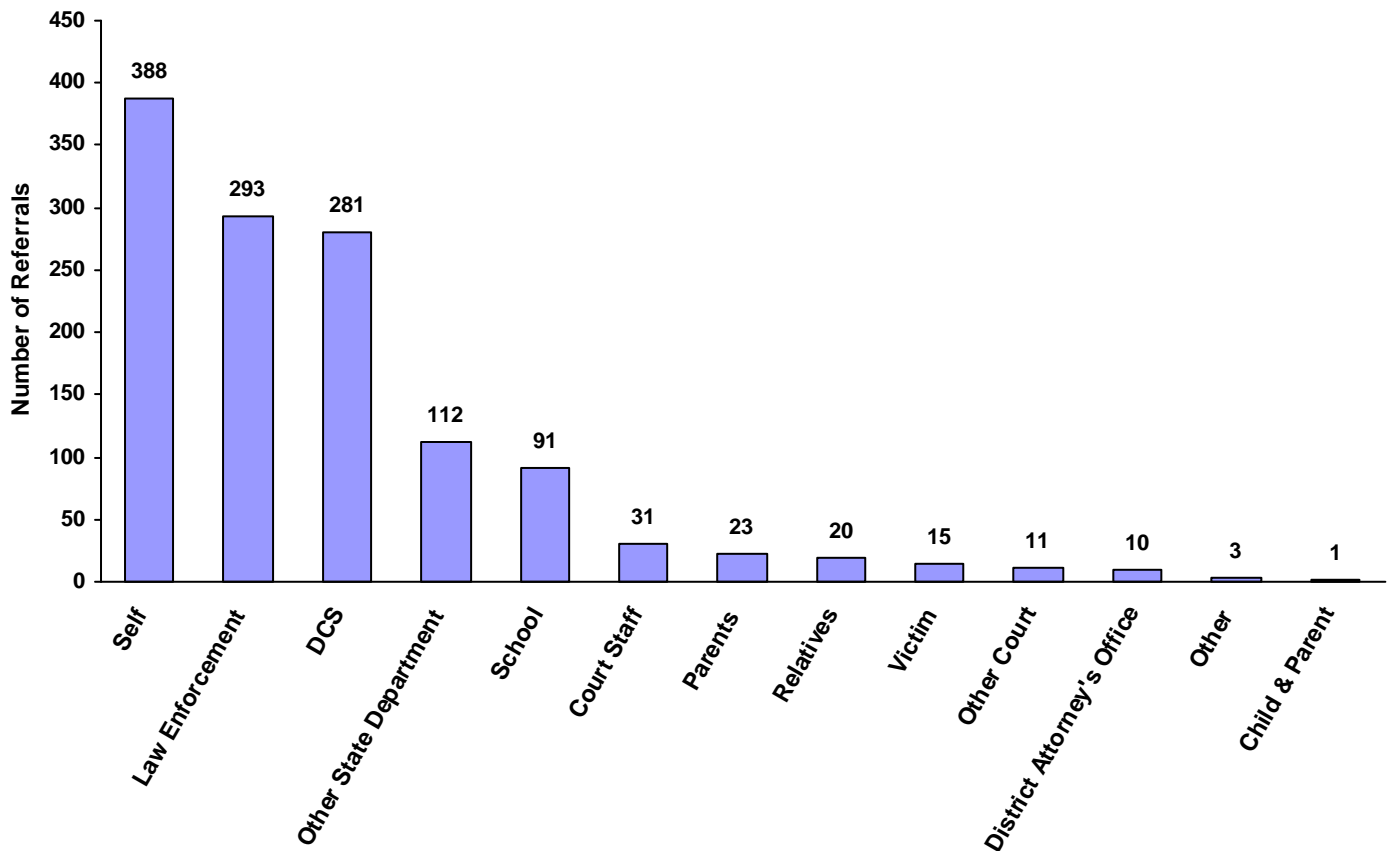
Sex	Race	Referral Type	Referral Reason	Total
Female	White	Delinquent	1. Disorderly Conduct	14
			2. Theft of Property	14
			3. Other Drug Offenses	12
			4. Assault	11
		Status	1. Truancy	46
			2. Possession of Tobacco Products	6
			3. In-State Runaway	5
			4. Unruly Behavior	2
		Dependency and Neglect	1. Dependency / Neglect	25
			2. Physically Abused Child	3
			3. Termination of Parental Rights	1
		Special Proceedings	1. Child Support	140
			2. Custody	45
			3. Foster Care Review	41
			4. Paternity / Legitimation	23
		Other	1. Other	20
Female	African American	Delinquent	1. Disorderly Conduct	2
		Status	1. Truancy	2
		Special Proceedings	1. Child Support	9
			2. Visitation	1
Female	Other Race	Delinquent	1. Disorderly Conduct	1
			2. Other Drug Offenses	1
		Dependency and Neglect	1. Dependency / Neglect	1
			Special Proceedings	1. Child Support
		2. Foster Care Review		1
		3. Paternity / Legitimation		1
Unknown	Unknown	Delinquent	1. Arson	3
			2. Disorderly Conduct	1
			3. Vandalism	1
		Status	1. Truancy	1
			Special Proceedings	1. Child Support
		2. Foster Care Review		3
		3. Visitation		1
		Other	1. Other	2

**TENNESSEE COUNCIL OF JUVENILE AND FAMILY COURT JUDGES
2008 MONROE COUNTY JUVENILE COURT STATISTICAL DATA**

Source of Referrals by Race and Sex for CY 2008

	White Male	African American Male	Other Race Male	White Female	African American Female	Other Race Female	Unknown Race or Sex	Total	% of Total Referrals
Law Enforcement	185	12	8	78	2	2	6	293	22.91%
Parents	15	0	0	8	0	0	0	23	1.80%
Relatives	14	0	0	6	0	0	0	20	1.56%
Self	200	5	11	154	10	1	7	388	30.34%
School	43	0	0	45	2	0	1	91	7.11%
CSA	0	0	0	0	0	0	0	0	0.00%
DCS	158	3	1	114	0	2	3	281	21.97%
Other State Department	64	1	2	40	0	2	3	112	8.76%
District Attorney's Office	9	0	0	0	0	0	1	10	0.78%
Court Staff	20	1	0	10	0	0	0	31	2.42%
Social Agency	0	0	0	0	0	0	0	0	0.00%
Other Court	10	0	0	1	0	0	0	11	0.86%
Victim	10	0	1	4	0	0	0	15	1.17%
Child & Parent	0	0	0	1	0	0	0	1	0.08%
Hospital	0	0	0	0	0	0	0	0	0.00%
Unknown	0	0	0	0	0	0	0	0	0.00%
Other	0	0	0	3	0	0	0	3	0.23%
Totals	728	22	23	464	14	7	21	1,279	

Total Source of Referrals



**TENNESSEE COUNCIL OF JUVENILE AND FAMILY COURT JUDGES
2008 MONROE COUNTY JUVENILE COURT STATISTICAL DATA**

Six Most Frequent Referral Reasons by Source, Race and Sex for CY 2008

	White Male	African American Male	Other Race Male	White Female	African American Female	Other Race Female	Unknown Race or Sex	Total
<u>Law Enforcement</u>								
1. Disorderly Conduct	26	1	1	13	2	1	1	45
2. Theft of Property	20	2	2	10	0	0	0	34
3. Assault	21	1	0	9	0	0	0	31
4. Other Drug Offenses	12	3	0	12	0	1	0	28
5. Vandalism	15	1	1	5	0	0	1	23
6. Possession / Consumption of Alcohol	16	0	0	6	0	0	0	22
<u>Parents</u>								
1. Unruly Behavior	7	0	0	1	0	0	0	8
2. Custody	4	0	0	3	0	0	0	7
3. In-State Runaway	3	0	0	4	0	0	0	7
4. Other	1	0	0	0	0	0	0	1
5. NO REFERRAL SUBMITTED	0	0	0	0	0	0	0	0
<u>Relatives</u>								
1. Custody	6	0	0	4	0	0	0	10
2. Child Support	6	0	0	0	0	0	0	6
3. Visitation	1	0	0	1	0	0	0	2
4. Other	0	0	0	1	0	0	0	1
5. Termination of Parental Rights	1	0	0	0	0	0	0	1
6. NO REFERRAL SUBMITTED	0	0	0	0	0	0	0	0
<u>Self</u>								
1. Child Support	133	5	9	112	9	1	6	275
2. Custody	32	0	1	21	0	0	0	54
3. Paternity / Legitimation	13	0	1	11	0	0	0	25
4. Visitation	7	0	0	5	1	0	1	14
5. Other	10	0	0	1	0	0	0	11
6. Contempt of Court	2	0	0	1	0	0	0	3
<u>School</u>								
1. Truancy	43	0	0	45	2	0	1	91
2. NO REFERRAL SUBMITTED	0	0	0	0	0	0	0	0
<u>Community Service Agencies</u>								
1. NO REFERRAL SUBMITTED	0	0	0	0	0	0	0	0
<u>Department of Children's Services</u>								
1. Foster Care Review	73	2	0	40	0	1	3	119
2. Dependency / Neglect	36	0	1	24	0	1	0	62
3. Custody	10	0	0	16	0	0	0	26
4. Other	11	1	0	11	0	0	0	23
5. Judicial Review	13	0	0	6	0	0	0	19
6. Violation of Probation	9	0	0	4	0	0	0	13

**TENNESSEE COUNCIL OF JUVENILE AND FAMILY COURT JUDGES
2008 MONROE COUNTY JUVENILE COURT STATISTICAL DATA**

Six Most Frequent Referral Reasons by Source, Race and Sex for CY 2008

	White Male	African American Male	Other Race Male	White Female	African American Female	Other Race Female	Unknown Race or Sex	Total
<u>Other State Department</u>								
1. Child Support	47	1	1	28	0	1	3	81
2. Paternity / Legitimation	14	0	1	12	0	1	0	28
3. Judicial Review	3	0	0	0	0	0	0	3
4. NO REFERRAL SUBMITTED	0	0	0	0	0	0	0	0
<u>District Attorney's Office</u>								
1. Judicial Review	4	0	0	0	0	0	0	4
2. Other	2	0	0	0	0	0	1	3
3. Arson	1	0	0	0	0	0	0	1
4. Burglary	1	0	0	0	0	0	0	1
5. Traffic	1	0	0	0	0	0	0	1
6. NO REFERRAL SUBMITTED	0	0	0	0	0	0	0	0
<u>Court Staff</u>								
1. Violation of Probation	10	1	0	3	0	0	0	14
2. Judicial Review	6	0	0	4	0	0	0	10
3. Other	3	0	0	3	0	0	0	6
4. Truancy	1	0	0	0	0	0	0	1
5. NO REFERRAL SUBMITTED	0	0	0	0	0	0	0	0
<u>Social Agency</u>								
1. NO REFERRAL SUBMITTED	0	0	0	0	0	0	0	0
<u>Other Court</u>								
1. Other	4	0	0	0	0	0	0	4
2. Aggravated Burglary	1	0	0	0	0	0	0	1
3. Aggravated Criminal Trespass	1	0	0	0	0	0	0	1
4. Aggravated Sexual Battery	1	0	0	0	0	0	0	1
5. Disorderly Conduct	0	0	0	1	0	0	0	1
6. Other Drug Offenses	1	0	0	0	0	0	0	1
<u>Victim</u>								
1. Assault	3	0	1	2	0	0	0	6
2. Other	3	0	0	1	0	0	0	4
3. Vandalism	3	0	0	0	0	0	0	3
4. Theft of Property	1	0	0	1	0	0	0	2
5. NO REFERRAL SUBMITTED	0	0	0	0	0	0	0	0
<u>Child & Parent</u>								
1. Custody	0	0	0	1	0	0	0	1
2. NO REFERRAL SUBMITTED	0	0	0	0	0	0	0	0
<u>Hospital</u>								
1. NO REFERRAL SUBMITTED	0	0	0	0	0	0	0	0
<u>Unknown</u>								
1. NO REFERRAL SUBMITTED	0	0	0	0	0	0	0	0

**TENNESSEE COUNCIL OF JUVENILE AND FAMILY COURT JUDGES
2008 MONROE COUNTY JUVENILE COURT STATISTICAL DATA**

Six Most Frequent Referral Reasons by Source, Race and Sex for CY 2008

	White Male	African American Male	Other Race Male	White Female	African American Female	Other Race Female	Unknown Race or Sex	Total
<u>Other</u>								
1. Theft of Property	0	0	0	3	0	0	0	3
2. NO REFERRAL SUBMITTED	0	0	0	0	0	0	0	0

**TENNESSEE COUNCIL OF JUVENILE AND FAMILY COURT JUDGES
2008 MONROE COUNTY JUVENILE COURT STATISTICAL DATA**

Source of Referrals by Type of Offense, Race and Sex for CY 2008

	White Male	African American Male	Other Race Male	White Female	African American Female	Other Race Female	Unknown Race or Sex	Total
<u>Delinquent</u>								
Law Enforcement	160	11	7	68	2	2	5	255
Court Staff	10	1	0	3	0	0	0	14
DCS	9	0	0	4	0	0	0	13
Victim	7	0	1	3	0	0	0	11
Other Court	6	0	0	1	0	0	0	7
District Attorney's Office	3	0	0	0	0	0	0	3
Other	0	0	0	3	0	0	0	3
Self	2	0	0	1	0	0	0	3
Child & Parent	0	0	0	0	0	0	0	0
CSA	0	0	0	0	0	0	0	0
Hospital	0	0	0	0	0	0	0	0
Other State Department	0	0	0	0	0	0	0	0
Parents	0	0	0	0	0	0	0	0
Relatives	0	0	0	0	0	0	0	0
School	0	0	0	0	0	0	0	0
Social Agency	0	0	0	0	0	0	0	0
Unknown	0	0	0	0	0	0	0	0
Totals	197	12	8	83	2	2	5	309

<u>Status/Unruly</u>								
School	43	0	0	45	2	0	1	91
Law Enforcement	12	0	0	7	0	0	0	19
Parents	10	0	0	5	0	0	0	15
DCS	1	0	0	2	0	0	0	3
Court Staff	1	0	0	0	0	0	0	1
Child & Parent	0	0	0	0	0	0	0	0
CSA	0	0	0	0	0	0	0	0
District Attorney's Office	0	0	0	0	0	0	0	0
Hospital	0	0	0	0	0	0	0	0
Other	0	0	0	0	0	0	0	0
Other Court	0	0	0	0	0	0	0	0
Other State Department	0	0	0	0	0	0	0	0
Relatives	0	0	0	0	0	0	0	0
Self	0	0	0	0	0	0	0	0
Social Agency	0	0	0	0	0	0	0	0
Unknown	0	0	0	0	0	0	0	0
Victim	0	0	0	0	0	0	0	0
Totals	67	0	0	59	2	0	1	129

**TENNESSEE COUNCIL OF JUVENILE AND FAMILY COURT JUDGES
2008 MONROE COUNTY JUVENILE COURT STATISTICAL DATA**

Source of Referrals by Type of Offense, Race and Sex for CY 2008

	White Male	African American Male	Other Race Male	White Female	African American Female	Other Race Female	Unknown Race or Sex	Total
<u>Dependency and Neglect</u>								
DCS	36	0	1	28	0	1	0	66
Relatives	1	0	0	0	0	0	0	1
Self	0	0	0	1	0	0	0	1
Child & Parent	0	0	0	0	0	0	0	0
Court Staff	0	0	0	0	0	0	0	0
CSA	0	0	0	0	0	0	0	0
District Attorney's Office	0	0	0	0	0	0	0	0
Hospital	0	0	0	0	0	0	0	0
Law Enforcement	0	0	0	0	0	0	0	0
Other	0	0	0	0	0	0	0	0
Other Court	0	0	0	0	0	0	0	0
Other State Department	0	0	0	0	0	0	0	0
Parents	0	0	0	0	0	0	0	0
School	0	0	0	0	0	0	0	0
Social Agency	0	0	0	0	0	0	0	0
Unknown	0	0	0	0	0	0	0	0
Victim	0	0	0	0	0	0	0	0
Totals	37	0	1	29	0	1	0	68

<u>Other Violations</u>								
Child & Parent	0	0	0	0	0	0	0	0
Court Staff	0	0	0	0	0	0	0	0
CSA	0	0	0	0	0	0	0	0
DCS	0	0	0	0	0	0	0	0
District Attorney's Office	0	0	0	0	0	0	0	0
Hospital	0	0	0	0	0	0	0	0
Law Enforcement	0	0	0	0	0	0	0	0
Other	0	0	0	0	0	0	0	0
Other Court	0	0	0	0	0	0	0	0
Other State Department	0	0	0	0	0	0	0	0
Parents	0	0	0	0	0	0	0	0
Relatives	0	0	0	0	0	0	0	0
School	0	0	0	0	0	0	0	0
Self	0	0	0	0	0	0	0	0
Social Agency	0	0	0	0	0	0	0	0
Unknown	0	0	0	0	0	0	0	0
Victim	0	0	0	0	0	0	0	0
Totals	0	0	0	0	0	0	0	0

**TENNESSEE COUNCIL OF JUVENILE AND FAMILY COURT JUDGES
2008 MONROE COUNTY JUVENILE COURT STATISTICAL DATA**

Source of Referrals by Type of Offense, Race and Sex for CY 2008

	White Male	African American Male	Other Race Male	White Female	African American Female	Other Race Female	Unknown Race or Sex	Total
<u>Special Proceedings</u>								
Self	188	5	11	151	10	1	7	373
DCS	101	2	0	69	0	1	3	176
Other State Department	64	1	2	40	0	2	3	112
Relatives	13	0	0	5	0	0	0	18
Court Staff	6	0	0	4	0	0	0	10
Parents	4	0	0	3	0	0	0	7
District Attorney's Office	4	0	0	0	0	0	0	4
Child & Parent	0	0	0	1	0	0	0	1
Law Enforcement	1	0	0	0	0	0	0	1
CSA	0	0	0	0	0	0	0	0
Hospital	0	0	0	0	0	0	0	0
Other	0	0	0	0	0	0	0	0
Other Court	0	0	0	0	0	0	0	0
School	0	0	0	0	0	0	0	0
Social Agency	0	0	0	0	0	0	0	0
Unknown	0	0	0	0	0	0	0	0
Victim	0	0	0	0	0	0	0	0
Totals	381	8	13	273	10	4	13	702
<u>Other</u>								
DCS	11	1	0	11	0	0	0	23
Law Enforcement	12	1	1	3	0	0	1	18
Self	10	0	0	1	0	0	0	11
Court Staff	3	0	0	3	0	0	0	6
Other Court	4	0	0	0	0	0	0	4
Victim	3	0	0	1	0	0	0	4
District Attorney's Office	2	0	0	0	0	0	1	3
Parents	1	0	0	0	0	0	0	1
Relatives	0	0	0	1	0	0	0	1
Child & Parent	0	0	0	0	0	0	0	0
CSA	0	0	0	0	0	0	0	0
Hospital	0	0	0	0	0	0	0	0
Other	0	0	0	0	0	0	0	0
Other State Department	0	0	0	0	0	0	0	0
School	0	0	0	0	0	0	0	0
Social Agency	0	0	0	0	0	0	0	0
Unknown	0	0	0	0	0	0	0	0
Totals	46	2	1	20	0	0	2	71
All Referral Source Totals	728	22	23	464	14	7	21	1,279

**TENNESSEE COUNCIL OF JUVENILE AND FAMILY COURT JUDGES
2008 MONROE COUNTY JUVENILE COURT STATISTICAL DATA**

**Children Referred for Unlawful Carrying/Possession of a Weapon for CY 2008
Total Children = 776**

	White Male	African American Male	Other Race Male	White Female	African American Female	Other Race Female	Unknown Race or Sex	Total	% of All Children Referred
Age Under 1	0	0	0	0	0	0	0	0	0.00%
Age 1	0	0	0	0	0	0	0	0	0.00%
Age 2	0	0	0	0	0	0	0	0	0.00%
Age 3	0	0	0	0	0	0	0	0	0.00%
Age 4	0	0	0	0	0	0	0	0	0.00%
Age 5	0	0	0	0	0	0	0	0	0.00%
Age 6	0	0	0	0	0	0	0	0	0.00%
Age 7	0	0	0	0	0	0	0	0	0.00%
Age 8	0	0	0	0	0	0	0	0	0.00%
Age 9	0	0	0	0	0	0	0	0	0.00%
Age 10	0	0	0	0	0	0	0	0	0.00%
Age 11	0	0	0	0	0	0	0	0	0.00%
Age 12	0	0	0	0	0	0	0	0	0.00%
Age 13	0	0	0	0	0	0	0	0	0.00%
Age 14	0	0	0	0	0	0	0	0	0.00%
Age 15	0	0	0	0	0	0	0	0	0.00%
Age 16	0	0	0	0	0	0	0	0	0.00%
Age 17	0	0	0	0	0	0	0	0	0.00%
Age 18	0	0	0	0	0	0	0	0	0.00%
Age 19 and Over	0	0	0	0	0	0	0	0	0.00%
Totals	0	0	0	0	0	0	0	0	

Total Children Referred for Unlawfully Carrying/Possessing Weapons

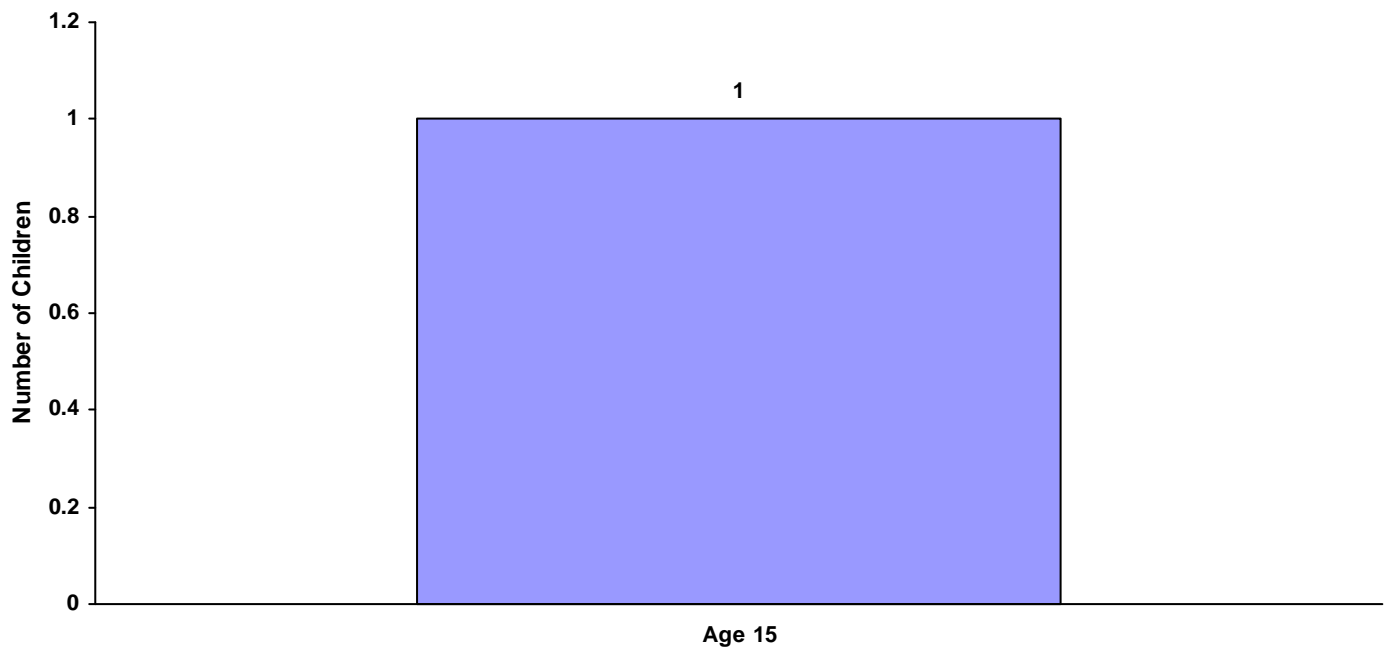
**TENNESSEE COUNCIL OF JUVENILE AND FAMILY COURT JUDGES
2008 MONROE COUNTY JUVENILE COURT STATISTICAL DATA**

Children Referred for Carrying Weapons on School Property for CY 2008

Total Children = 776

	White Male	African American Male	Other Race Male	White Female	African American Female	Other Race Female	Unknown Race or Sex	Total	% of Children Referred
Age Under 1	0	0	0	0	0	0	0	0	0.00%
Age 1	0	0	0	0	0	0	0	0	0.00%
Age 2	0	0	0	0	0	0	0	0	0.00%
Age 3	0	0	0	0	0	0	0	0	0.00%
Age 4	0	0	0	0	0	0	0	0	0.00%
Age 5	0	0	0	0	0	0	0	0	0.00%
Age 6	0	0	0	0	0	0	0	0	0.00%
Age 7	0	0	0	0	0	0	0	0	0.00%
Age 8	0	0	0	0	0	0	0	0	0.00%
Age 9	0	0	0	0	0	0	0	0	0.00%
Age 10	0	0	0	0	0	0	0	0	0.00%
Age 11	0	0	0	0	0	0	0	0	0.00%
Age 12	0	0	0	0	0	0	0	0	0.00%
Age 13	0	0	0	0	0	0	0	0	0.00%
Age 14	0	0	0	0	0	0	0	0	0.00%
Age 15	1	0	0	0	0	0	0	1	0.13%
Age 16	0	0	0	0	0	0	0	0	0.00%
Age 17	0	0	0	0	0	0	0	0	0.00%
Age 18	0	0	0	0	0	0	0	0	0.00%
Age 19 and Over	0	0	0	0	0	0	0	0	0.00%
Totals	1	0	0	0	0	0	0	1	

Total Children Referred for Carrying Weapons on School Property

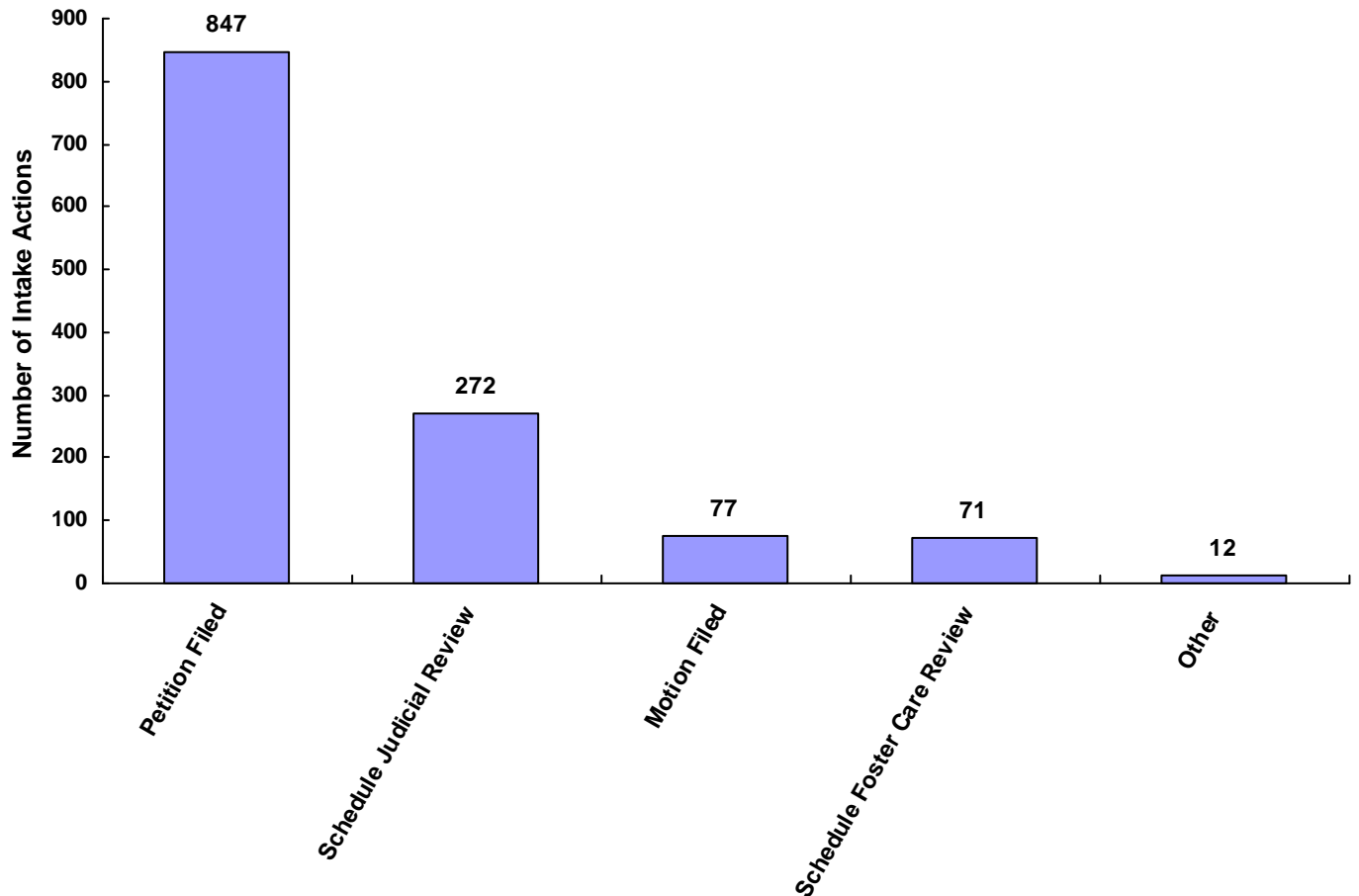


**TENNESSEE COUNCIL OF JUVENILE AND FAMILY COURT JUDGES
2008 MONROE COUNTY JUVENILE COURT STATISTICAL DATA**

Intake Actions at Referral by Race and Sex for CY 2008

	White Male	African American Male	Other Race Male	White Female	African American Female	Other Race Female	Unknown Race or Sex	Total	% of Total Referrals
Petition Filed	480	15	16	311	5	6	14	847	66.22%
Motion Filed	50	2	0	23	0	1	1	77	6.02%
Citation Processed	0	0	0	0	0	0	0	0	0.00%
Paternity Processed Notice	0	0	0	0	0	0	0	0	0.00%
Schedule Judicial Review	153	4	7	93	9	0	6	272	21.27%
Schedule Admin Review	0	0	0	0	0	0	0	0	0.00%
Schedule Foster Care Review	38	0	0	33	0	0	0	71	5.55%
Unknown	0	0	0	0	0	0	0	0	0.00%
Does Not Apply	0	0	0	0	0	0	0	0	0.00%
Other	7	1	0	4	0	0	0	12	0.94%
Totals	728	22	23	464	14	7	21	1,279	

Total Intake Actions at Referral



**TENNESSEE COUNCIL OF JUVENILE AND FAMILY COURT JUDGES
2008 MONROE COUNTY JUVENILE COURT STATISTICAL DATA**

Intake Actions of Referrals by Class of Offense, Race and Sex for CY 2008

	White Male	African American Male	Other Race Male	White Female	African American Female	Other Race Female	Unknown Race or Sex	Total
<u>Offenses Against Persons</u>								
Petition Filed	35	1	1	15	0	0	0	52
Motion Filed	0	0	0	0	0	0	0	0
Citation Processed	0	0	0	0	0	0	0	0
Notification of Paternity Processed	0	0	0	0	0	0	0	0
Scheduling of Judicial Review	0	0	0	0	0	0	0	0
Scheduling of Administrative Review	0	0	0	0	0	0	0	0
Scheduling of Foster Care Review	0	0	0	0	0	0	0	0
Unknown	0	0	0	0	0	0	0	0
Does Not Apply	0	0	0	0	0	0	0	0
Other	0	0	0	0	0	0	0	0
Totals	35	1	1	15	0	0	0	52

<u>Offenses Against Property</u>								
Petition Filed	52	4	4	21	0	0	4	85
Motion Filed	2	0	0	0	0	0	0	2
Citation Processed	0	0	0	0	0	0	0	0
Notification of Paternity Processed	0	0	0	0	0	0	0	0
Scheduling of Judicial Review	0	0	0	0	0	0	0	0
Scheduling of Administrative Review	0	0	0	0	0	0	0	0
Scheduling of Foster Care Review	0	0	0	0	0	0	0	0
Unknown	0	0	0	0	0	0	0	0
Does Not Apply	0	0	0	0	0	0	0	0
Other	0	0	0	0	0	0	0	0
Totals	54	4	4	21	0	0	4	87

<u>Illegal Conduct</u>								
Petition Filed	106	7	3	47	2	2	1	168
Scheduling of Judicial Review	1	0	0	0	0	0	0	1
Other	1	0	0	0	0	0	0	1
Motion Filed	0	0	0	0	0	0	0	0
Citation Processed	0	0	0	0	0	0	0	0
Notification of Paternity Processed	0	0	0	0	0	0	0	0
Scheduling of Administrative Review	0	0	0	0	0	0	0	0
Scheduling of Foster Care Review	0	0	0	0	0	0	0	0
Unknown	0	0	0	0	0	0	0	0
Does Not Apply	0	0	0	0	0	0	0	0
Totals	108	7	3	47	2	2	1	170

**TENNESSEE COUNCIL OF JUVENILE AND FAMILY COURT JUDGES
2008 MONROE COUNTY JUVENILE COURT STATISTICAL DATA**

Intake Actions of Referrals by Class of Offense, Race and Sex for CY 2008

	White Male	African American Male	Other Race Male	White Female	African American Female	Other Race Female	Unknown Race or Sex	Total
<u>Status Offenses</u>								
Petition Filed	64	0	0	54	2	0	1	121
Scheduling of Judicial Review	3	0	0	5	0	0	0	8
Motion Filed	0	0	0	0	0	0	0	0
Citation Processed	0	0	0	0	0	0	0	0
Notification of Paternity Processed	0	0	0	0	0	0	0	0
Scheduling of Administrative Review	0	0	0	0	0	0	0	0
Scheduling of Foster Care Review	0	0	0	0	0	0	0	0
Unknown	0	0	0	0	0	0	0	0
Does Not Apply	0	0	0	0	0	0	0	0
Other	0	0	0	0	0	0	0	0
Totals	67	0	0	59	2	0	1	129

<u>Dependency/Neglect</u>								
Petition Filed	28	0	1	17	0	1	0	47
Scheduling of Judicial Review	7	0	0	10	0	0	0	17
Scheduling of Foster Care Review	1	0	0	2	0	0	0	3
Other	1	0	0	0	0	0	0	1
Motion Filed	0	0	0	0	0	0	0	0
Citation Processed	0	0	0	0	0	0	0	0
Notification of Paternity Processed	0	0	0	0	0	0	0	0
Scheduling of Administrative Review	0	0	0	0	0	0	0	0
Unknown	0	0	0	0	0	0	0	0
Does Not Apply	0	0	0	0	0	0	0	0
Totals	37	0	1	29	0	1	0	68

<u>Other Violation Proceedings</u>								
Petition Filed	0	0	0	0	0	0	0	0
Motion Filed	0	0	0	0	0	0	0	0
Citation Processed	0	0	0	0	0	0	0	0
Notification of Paternity Processed	0	0	0	0	0	0	0	0
Scheduling of Judicial Review	0	0	0	0	0	0	0	0
Scheduling of Administrative Review	0	0	0	0	0	0	0	0
Scheduling of Foster Care Review	0	0	0	0	0	0	0	0
Unknown	0	0	0	0	0	0	0	0
Does Not Apply	0	0	0	0	0	0	0	0
Other	0	0	0	0	0	0	0	0
Totals	0	0	0	0	0	0	0	0

**TENNESSEE COUNCIL OF JUVENILE AND FAMILY COURT JUDGES
2008 MONROE COUNTY JUVENILE COURT STATISTICAL DATA**

Intake Actions of Referrals by Class of Offense, Race and Sex for CY 2008

	White Male	African American Male	Other Race Male	White Female	African American Female	Other Race Female	Unknown Race or Sex	Total
<u>Parentage</u>								
Petition Filed	163	2	6	144	1	3	7	326
Scheduling of Judicial Review	109	3	7	63	9	0	3	194
Motion Filed	3	0	0	10	0	0	0	13
Scheduling of Foster Care Review	3	0	0	3	0	0	0	6
Other	1	1	0	1	0	0	0	3
Citation Processed	0	0	0	0	0	0	0	0
Notification of Paternity Processed	0	0	0	0	0	0	0	0
Scheduling of Administrative Review	0	0	0	0	0	0	0	0
Unknown	0	0	0	0	0	0	0	0
Does Not Apply	0	0	0	0	0	0	0	0
Totals	279	6	13	221	10	3	10	542
<u>Special Proceedings</u>								
Scheduling of Foster Care Review	33	0	0	28	0	0	0	61
Motion Filed	40	2	0	12	0	1	1	56
Scheduling of Judicial Review	27	0	0	11	0	0	2	40
Petition Filed	2	0	0	1	0	0	0	3
Citation Processed	0	0	0	0	0	0	0	0
Notification of Paternity Processed	0	0	0	0	0	0	0	0
Scheduling of Administrative Review	0	0	0	0	0	0	0	0
Unknown	0	0	0	0	0	0	0	0
Does Not Apply	0	0	0	0	0	0	0	0
Other	0	0	0	0	0	0	0	0
Totals	102	2	0	52	0	1	3	160
<u>Other</u>								
Petition Filed	30	1	1	12	0	0	1	45
Scheduling of Judicial Review	6	1	0	4	0	0	1	12
Other	4	0	0	3	0	0	0	7
Motion Filed	5	0	0	1	0	0	0	6
Scheduling of Foster Care Review	1	0	0	0	0	0	0	1
Citation Processed	0	0	0	0	0	0	0	0
Notification of Paternity Processed	0	0	0	0	0	0	0	0
Scheduling of Administrative Review	0	0	0	0	0	0	0	0
Unknown	0	0	0	0	0	0	0	0
Does Not Apply	0	0	0	0	0	0	0	0
Totals	46	2	1	20	0	0	2	71
All Intake Action Totals	728	22	23	464	14	7	21	1,279

**TENNESSEE COUNCIL OF JUVENILE AND FAMILY COURT JUDGES
2008 MONROE COUNTY JUVENILE COURT STATISTICAL DATA**

Detention Statistics at Referral by Individual Child by Race and Sex for CY 2008

	White Male	African American Male	Other Race Male	White Female	African American Female	Other Race Female	Unknown Race or Sex	Total	% of Total Children
Does Not Apply	410	11	16	307	5	7	14	770	99.23%
Juvenile Detention Facility	6	0	0	0	0	0	0	6	0.77%
Non-Secure Placement	0	0	0	0	0	0	0	0	0.00%
Jail - Complete Separation	0	0	0	0	0	0	0	0	0.00%
Jail - Partial Separation	0	0	0	0	0	0	0	0	0.00%
Jail - No Separation	0	0	0	0	0	0	0	0	0.00%
Psychiatric Hospital	0	0	0	0	0	0	0	0	0.00%
Unknown	0	0	0	0	0	0	0	0	0.00%
Other	0	0	0	0	0	0	0	0	0.00%
Totals	416	11	16	307	5	7	14	776	

Detention Statistics at Referral by Individual Case for CY 2008

	Cases	% of Total Cases
Does Not Apply	1,203	98.77%
Juvenile Detention Facility	13	1.07%
Psychiatric Hospital	1	0.08%
Other	1	0.08%
Non-Secure Placement	0	0.00%
Jail - Complete Separation	0	0.00%
Jail - Partial Separation	0	0.00%
Jail - No Separation	0	0.00%
Unknown	0	0.00%
	1,218	100.00%

Detention Statistics above are reported separately by Child and by Case. One child may have multiple cases.

Does Not Apply: Refers to cases not eligible for detention due to the type of Referral or the decision not to detain.

**TENNESSEE COUNCIL OF JUVENILE AND FAMILY COURT JUDGES
2008 MONROE COUNTY JUVENILE COURT STATISTICAL DATA**

Placement after Secure Detention Hearing by Individual Child by Race and Sex for CY 2008

	White Male	African American Male	Other Race Male	White Female	African American Female	Other Race Female	Unknown Race or Sex	Total	% of Total Children
Does Not Apply	410	11	16	307	5	7	14	770	99.23%
Returned to Prior Living Arr	4	0	0	0	0	0	0	4	0.52%
Juvenile Detention Facility	1	0	0	0	0	0	0	1	0.13%
Psychiatric Hospital	1	0	0	0	0	0	0	1	0.13%
Jail	0	0	0	0	0	0	0	0	0.00%
Shelter / Group Home	0	0	0	0	0	0	0	0	0.00%
Foster Family Home	0	0	0	0	0	0	0	0	0.00%
Unknown	0	0	0	0	0	0	0	0	0.00%
Other	0	0	0	0	0	0	0	0	0.00%
Totals	416	11	16	307	5	7	14	776	

Placement after Secure Detention Hearing by Individual Case for CY 2008

	Cases	% of Total Cases
Does Not Apply	1,204	98.85%
Returned to Prior Living Arrangement	7	0.58%
Juvenile Detention Facility	2	0.16%
Shelter / Group Home	2	0.16%
Psychiatric Hospital	2	0.16%
Foster Family Home	1	0.08%
Jail	0	0.00%
Unknown	0	0.00%
Other	0	0.00%
	1,218	100.00%

Detention Statistics above are reported separately by Child and by Case. One child may have multiple cases.

Does Not Apply: Refers to cases not eligible for detention due to the type of Referral or the decision not to detain.

**TENNESSEE COUNCIL OF JUVENILE AND FAMILY COURT JUDGES
2008 MONROE COUNTY JUVENILE COURT STATISTICAL DATA**

Dispositional Procedures for CY 2008

Procedures used to Dispose or Adjust all Referrals

	Number	% of All Referrals
Formally Adjudicated	429	33.54%
Informally Adjusted	0	0.00%
Transfer to Adult Court Hearings and Charges Cleared	3	0.23%
Otherwise Handled	847	66.22%
	1,279	100.00%

Referrals Disposed by Formal Adjudicatory Proceedings

	Number	% of All Referrals
Dismissed	78	6.10%
Retired / Nolle Prosequi	0	0.00%
Complaint Substantiated Delinquent	231	18.06%
Complaint Substantiated Status Offender	77	6.02%
Complaint Substantiated Dependent/Neglect	43	3.36%
Complaint Substantiated Abused	0	0.00%
Complaint Substantiated Mentally Ill	0	0.00%
	429	33.54%

Referrals Disposed by Other Actions

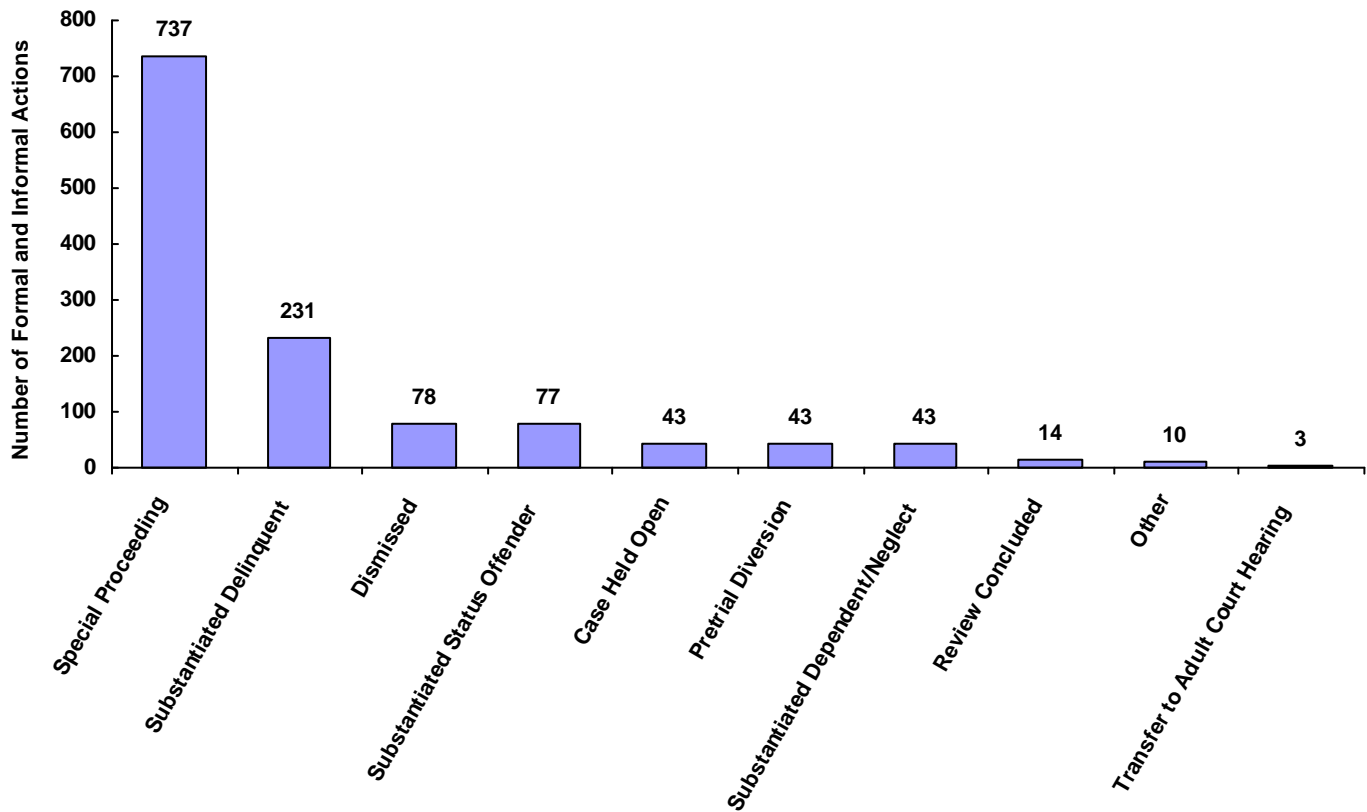
	Number	% of All Referrals
Informal Adjustment	0	0.00%
Transfer to Adult Court Hearing	3	0.23%
Charges Cleared by Transfer to Adult Court	0	0.00%
Pretrial Diversion	43	3.36%
Special Proceeding	737	57.62%
Review Concluded	14	1.09%
Case Held Open	43	3.36%
Other	10	0.78%
Unknown	0	0.00%
	850	66.44%

TENNESSEE COUNCIL OF JUVENILE AND FAMILY COURT JUDGES 2008 MONROE COUNTY JUVENILE COURT STATISTICAL DATA

Formal and Informal Actions by Race and Sex for CY 2008

	White Male	African American Male	Other Race Male	White Female	African American Female	Other Race Female	Unknown Race or Sex	Total	% of Total Referrals
Dismissed	42	3	1	31	1	0	0	78	6.10%
Retired / Nolle Prosequi	0	0	0	0	0	0	0	0	0.00%
Substantiated Delinquent	158	7	6	54	2	2	2	231	18.06%
Substantiated Status Offender	39	0	1	36	1	0	0	77	6.02%
Substantiated Dependent/Neglect	28	0	0	12	0	1	2	43	3.36%
Substantiated Abused	0	0	0	0	0	0	0	0	0.00%
Substantiated Mentally Ill	0	0	0	0	0	0	0	0	0.00%
Informal Adjustment	0	0	0	0	0	0	0	0	0.00%
Pretrial Diversion	24	0	1	17	0	0	1	43	3.36%
Transfer to Adult Court Hearing	3	0	0	0	0	0	0	3	0.23%
Cleared by Transfer to Adult Court	0	0	0	0	0	0	0	0	0.00%
Special Proceeding	397	8	14	292	9	4	13	737	57.62%
Review Concluded	7	0	0	7	0	0	0	14	1.09%
Case Held Open	26	1	0	12	1	0	3	43	3.36%
Unknown	0	0	0	0	0	0	0	0	0.00%
Other	4	3	0	3	0	0	0	10	0.78%
Totals	728	22	23	464	14	7	21	1,279	

Total Formal and Informal Actions



**TENNESSEE COUNCIL OF JUVENILE AND FAMILY COURT JUDGES
2008 MONROE COUNTY JUVENILE COURT STATISTICAL DATA**

Formal and Informal Actions by Type of Offense, Race and Sex for CY 2008

	White Male	African American Male	Other Race Male	White Female	African American Female	Other Race Female	Unknown Race or Sex	Total
<u>Delinquent</u>								
Complaint Substantiated Delinquent	138	5	5	52	2	2	1	205
Pretrial Diversion	22	0	1	14	0	0	1	38
Dismissed	8	3	1	9	0	0	0	21
Complaint Substantiated Status Offender	7	0	1	4	0	0	0	12
Case Held Open	8	1	0	1	0	0	2	12
Special Proceeding	7	0	0	2	0	0	0	9
Other	1	3	0	1	0	0	0	5
Complaint Substantiated Dependent/Neglect	3	0	0	0	0	0	1	4
Transfer to Adult Court Hearing	3	0	0	0	0	0	0	3
Retired / Nolle Prosequi	0	0	0	0	0	0	0	0
Complaint Substantiated Abused	0	0	0	0	0	0	0	0
Complaint Substantiated Mentally Ill	0	0	0	0	0	0	0	0
Informal Adjustment	0	0	0	0	0	0	0	0
Charges Cleared by Transfer to Adult Court	0	0	0	0	0	0	0	0
Review Concluded	0	0	0	0	0	0	0	0
Unknown	0	0	0	0	0	0	0	0
Totals	197	12	8	83	2	2	5	309

	White Male	African American Male	Other Race Male	White Female	African American Female	Other Race Female	Unknown Race or Sex	Total
<u>Status</u>								
Complaint Substantiated Status Offender	32	0	0	32	1	0	0	65
Dismissed	18	0	0	10	0	0	0	28
Case Held Open	7	0	0	9	1	0	0	17
Complaint Substantiated Delinquent	7	0	0	1	0	0	0	8
Complaint Substantiated Dependent/Neglect	2	0	0	3	0	0	1	6
Pretrial Diversion	0	0	0	2	0	0	0	2
Other	1	0	0	1	0	0	0	2
Special Proceeding	0	0	0	1	0	0	0	1
Retired / Nolle Prosequi	0	0	0	0	0	0	0	0
Complaint Substantiated Abused	0	0	0	0	0	0	0	0
Complaint Substantiated Mentally Ill	0	0	0	0	0	0	0	0
Informal Adjustment	0	0	0	0	0	0	0	0
Transfer to Adult Court Hearing	0	0	0	0	0	0	0	0
Charges Cleared by Transfer to Adult Court	0	0	0	0	0	0	0	0
Review Concluded	0	0	0	0	0	0	0	0
Unknown	0	0	0	0	0	0	0	0
Totals	67	0	0	59	2	0	1	129

**TENNESSEE COUNCIL OF JUVENILE AND FAMILY COURT JUDGES
2008 MONROE COUNTY JUVENILE COURT STATISTICAL DATA**

Formal and Informal Actions by Type of Offense, Race and Sex for CY 2008

	White Male	African American Male	Other Race Male	White Female	African American Female	Other Race Female	Unknown Race or Sex	Total
<u>Dependency and Neglect</u>								
Special Proceeding	17	0	1	17	0	0	0	35
Complaint Substantiated Dependent/Neglect	20	0	0	6	0	1	0	27
Dismissed	0	0	0	4	0	0	0	4
Case Held Open	0	0	0	1	0	0	0	1
Other	0	0	0	1	0	0	0	1
Retired / Nolle Prosequi	0	0	0	0	0	0	0	0
Complaint Substantiated Delinquent	0	0	0	0	0	0	0	0
Complaint Substantiated Status Offender	0	0	0	0	0	0	0	0
Complaint Substantiated Abused	0	0	0	0	0	0	0	0
Complaint Substantiated Mentally Ill	0	0	0	0	0	0	0	0
Informal Adjustment	0	0	0	0	0	0	0	0
Pretrial Diversion	0	0	0	0	0	0	0	0
Transfer to Adult Court Hearing	0	0	0	0	0	0	0	0
Charges Cleared by Transfer to Adult Court	0	0	0	0	0	0	0	0
Review Concluded	0	0	0	0	0	0	0	0
Unknown	0	0	0	0	0	0	0	0
Totals	37	0	1	29	0	1	0	68
<u>Other Violations</u>								
Dismissed	0	0	0	0	0	0	0	0
Retired / Nolle Prosequi	0	0	0	0	0	0	0	0
Complaint Substantiated Delinquent	0	0	0	0	0	0	0	0
Complaint Substantiated Status Offender	0	0	0	0	0	0	0	0
Complaint Substantiated Dependent/Neglect	0	0	0	0	0	0	0	0
Complaint Substantiated Abused	0	0	0	0	0	0	0	0
Complaint Substantiated Mentally Ill	0	0	0	0	0	0	0	0
Informal Adjustment	0	0	0	0	0	0	0	0
Pretrial Diversion	0	0	0	0	0	0	0	0
Transfer to Adult Court Hearing	0	0	0	0	0	0	0	0
Charges Cleared by Transfer to Adult Court	0	0	0	0	0	0	0	0
Special Proceeding	0	0	0	0	0	0	0	0
Review Concluded	0	0	0	0	0	0	0	0
Case Held Open	0	0	0	0	0	0	0	0
Unknown	0	0	0	0	0	0	0	0
Other	0	0	0	0	0	0	0	0
Totals	0	0	0	0	0	0	0	0

**TENNESSEE COUNCIL OF JUVENILE AND FAMILY COURT JUDGES
2008 MONROE COUNTY JUVENILE COURT STATISTICAL DATA**

Formal and Informal Actions by Type of Offense, Race and Sex for CY 2008

	White Male	African American Male	Other Race Male	White Female	African American Female	Other Race Female	Unknown Race or Sex	Total
<u>Special Proceedings</u>								
Special Proceeding	354	8	13	257	9	4	13	658
Dismissed	11	0	0	7	1	0	0	19
Review Concluded	5	0	0	5	0	0	0	10
Case Held Open	8	0	0	1	0	0	0	9
Complaint Substantiated Dependent/Neglect	3	0	0	3	0	0	0	6
Retired / Nolle Prosequi	0	0	0	0	0	0	0	0
Complaint Substantiated Delinquent	0	0	0	0	0	0	0	0
Complaint Substantiated Status Offender	0	0	0	0	0	0	0	0
Complaint Substantiated Abused	0	0	0	0	0	0	0	0
Complaint Substantiated Mentally Ill	0	0	0	0	0	0	0	0
Informal Adjustment	0	0	0	0	0	0	0	0
Pretrial Diversion	0	0	0	0	0	0	0	0
Transfer to Adult Court Hearing	0	0	0	0	0	0	0	0
Charges Cleared by Transfer to Adult Court	0	0	0	0	0	0	0	0
Unknown	0	0	0	0	0	0	0	0
Other	0	0	0	0	0	0	0	0
Totals	381	8	13	273	10	4	13	702
<u>Other</u>								
Special Proceeding	19	0	0	15	0	0	0	34
Complaint Substantiated Delinquent	13	2	1	1	0	0	1	18
Dismissed	5	0	0	1	0	0	0	6
Review Concluded	2	0	0	2	0	0	0	4
Case Held Open	3	0	0	0	0	0	1	4
Pretrial Diversion	2	0	0	1	0	0	0	3
Other	2	0	0	0	0	0	0	2
Retired / Nolle Prosequi	0	0	0	0	0	0	0	0
Complaint Substantiated Status Offender	0	0	0	0	0	0	0	0
Complaint Substantiated Dependent/Neglect	0	0	0	0	0	0	0	0
Complaint Substantiated Abused	0	0	0	0	0	0	0	0
Complaint Substantiated Mentally Ill	0	0	0	0	0	0	0	0
Informal Adjustment	0	0	0	0	0	0	0	0
Transfer to Adult Court Hearing	0	0	0	0	0	0	0	0
Charges Cleared by Transfer to Adult Court	0	0	0	0	0	0	0	0
Unknown	0	0	0	0	0	0	0	0
Totals	46	2	1	20	0	0	2	71
All Action Totals	728	22	23	464	14	7	21	1,279

**TENNESSEE COUNCIL OF JUVENILE AND FAMILY COURT JUDGES
2008 MONROE COUNTY JUVENILE COURT STATISTICAL DATA**

Formal and Informal Actions by Class of Referral, Race and Sex for CY 2008

	White Male	African American Male	Other Race Male	White Female	African American Female	Other Race Female	Unknown Race or Sex	Total
<u>Offenses Against Persons</u>								
Complaint Substantiated Delinquent	26	1	1	7	0	0	0	35
Pretrial Diversion	4	0	0	6	0	0	0	10
Case Held Open	3	0	0	1	0	0	0	4
Dismissed	1	0	0	1	0	0	0	2
Special Proceeding	1	0	0	0	0	0	0	1
Retired / Nolle Prosequi	0	0	0	0	0	0	0	0
Complaint Substantiated Status Offender	0	0	0	0	0	0	0	0
Complaint Substantiated Dependent/Neglect	0	0	0	0	0	0	0	0
Complaint Substantiated Abused	0	0	0	0	0	0	0	0
Complaint Substantiated Mentally Ill	0	0	0	0	0	0	0	0
Informal Adjustment	0	0	0	0	0	0	0	0
Transfer to Adult Court Hearing	0	0	0	0	0	0	0	0
Charges Cleared by Transfer to Adult Court	0	0	0	0	0	0	0	0
Review Concluded	0	0	0	0	0	0	0	0
Unknown	0	0	0	0	0	0	0	0
Other	0	0	0	0	0	0	0	0
Totals	35	1	1	15	0	0	0	52

<u>Offenses Against Property</u>								
Complaint Substantiated Delinquent	37	0	3	13	0	0	0	53
Pretrial Diversion	7	0	0	4	0	0	1	12
Dismissed	4	1	1	2	0	0	0	8
Other	1	3	0	1	0	0	0	5
Special Proceeding	3	0	0	1	0	0	0	4
Transfer to Adult Court Hearing	2	0	0	0	0	0	0	2
Case Held Open	0	0	0	0	0	0	2	2
Complaint Substantiated Dependent/Neglect	0	0	0	0	0	0	1	1
Retired / Nolle Prosequi	0	0	0	0	0	0	0	0
Complaint Substantiated Status Offender	0	0	0	0	0	0	0	0
Complaint Substantiated Abused	0	0	0	0	0	0	0	0
Complaint Substantiated Mentally Ill	0	0	0	0	0	0	0	0
Informal Adjustment	0	0	0	0	0	0	0	0
Charges Cleared by Transfer to Adult Court	0	0	0	0	0	0	0	0
Review Concluded	0	0	0	0	0	0	0	0
Unknown	0	0	0	0	0	0	0	0
Totals	54	4	4	21	0	0	4	87

**TENNESSEE COUNCIL OF JUVENILE AND FAMILY COURT JUDGES
2008 MONROE COUNTY JUVENILE COURT STATISTICAL DATA**

Formal and Informal Actions by Class of Referral, Race and Sex for CY 2008

	White Male	African American Male	Other Race Male	White Female	African American Female	Other Race Female	Unknown Race or Sex	Total
<u>Illegal Conduct</u>								
Complaint Substantiated Delinquent	75	4	1	32	2	2	1	117
Pretrial Diversion	11	0	1	4	0	0	0	16
Complaint Substantiated Status Offender	7	0	1	4	0	0	0	12
Dismissed	3	2	0	6	0	0	0	11
Case Held Open	5	1	0	0	0	0	0	6
Special Proceeding	3	0	0	1	0	0	0	4
Complaint Substantiated Dependent/Neglect	3	0	0	0	0	0	0	3
Transfer to Adult Court Hearing	1	0	0	0	0	0	0	1
Retired / Nolle Prosequi	0	0	0	0	0	0	0	0
Complaint Substantiated Abused	0	0	0	0	0	0	0	0
Complaint Substantiated Mentally Ill	0	0	0	0	0	0	0	0
Informal Adjustment	0	0	0	0	0	0	0	0
Charges Cleared by Transfer to Adult Court	0	0	0	0	0	0	0	0
Review Concluded	0	0	0	0	0	0	0	0
Unknown	0	0	0	0	0	0	0	0
Other	0	0	0	0	0	0	0	0
Totals	108	7	3	47	2	2	1	170

Status Offenses

Complaint Substantiated Status Offender	32	0	0	32	1	0	0	65
Dismissed	18	0	0	10	0	0	0	28
Case Held Open	7	0	0	9	1	0	0	17
Complaint Substantiated Delinquent	7	0	0	1	0	0	0	8
Complaint Substantiated Dependent/Neglect	2	0	0	3	0	0	1	6
Pretrial Diversion	0	0	0	2	0	0	0	2
Other	1	0	0	1	0	0	0	2
Special Proceeding	0	0	0	1	0	0	0	1
Retired / Nolle Prosequi	0	0	0	0	0	0	0	0
Complaint Substantiated Abused	0	0	0	0	0	0	0	0
Complaint Substantiated Mentally Ill	0	0	0	0	0	0	0	0
Informal Adjustment	0	0	0	0	0	0	0	0
Transfer to Adult Court Hearing	0	0	0	0	0	0	0	0
Charges Cleared by Transfer to Adult Court	0	0	0	0	0	0	0	0
Review Concluded	0	0	0	0	0	0	0	0
Unknown	0	0	0	0	0	0	0	0
Totals	67	0	0	59	2	0	1	129

**TENNESSEE COUNCIL OF JUVENILE AND FAMILY COURT JUDGES
2008 MONROE COUNTY JUVENILE COURT STATISTICAL DATA**

Formal and Informal Actions by Class of Referral, Race and Sex for CY 2008

	White Male	African American Male	Other Race Male	White Female	African American Female	Other Race Female	Unknown Race or Sex	Total
<u>Dependency/Neglect</u>								
Special Proceeding	17	0	1	17	0	0	0	35
Complaint Substantiated Dependent/Neglect	20	0	0	6	0	1	0	27
Dismissed	0	0	0	4	0	0	0	4
Case Held Open	0	0	0	1	0	0	0	1
Other	0	0	0	1	0	0	0	1
Retired / Nolle Prosequi	0	0	0	0	0	0	0	0
Complaint Substantiated Delinquent	0	0	0	0	0	0	0	0
Complaint Substantiated Status Offender	0	0	0	0	0	0	0	0
Complaint Substantiated Abused	0	0	0	0	0	0	0	0
Complaint Substantiated Mentally Ill	0	0	0	0	0	0	0	0
Informal Adjustment	0	0	0	0	0	0	0	0
Pretrial Diversion	0	0	0	0	0	0	0	0
Transfer to Adult Court Hearing	0	0	0	0	0	0	0	0
Charges Cleared by Transfer to Adult Court	0	0	0	0	0	0	0	0
Review Concluded	0	0	0	0	0	0	0	0
Unknown	0	0	0	0	0	0	0	0
Totals	37	0	1	29	0	1	0	68

Other Violation Proceedings

Dismissed	0	0	0	0	0	0	0	0
Retired / Nolle Prosequi	0	0	0	0	0	0	0	0
Complaint Substantiated Delinquent	0	0	0	0	0	0	0	0
Complaint Substantiated Status Offender	0	0	0	0	0	0	0	0
Complaint Substantiated Dependent/Neglect	0	0	0	0	0	0	0	0
Complaint Substantiated Abused	0	0	0	0	0	0	0	0
Complaint Substantiated Mentally Ill	0	0	0	0	0	0	0	0
Informal Adjustment	0	0	0	0	0	0	0	0
Pretrial Diversion	0	0	0	0	0	0	0	0
Transfer to Adult Court Hearing	0	0	0	0	0	0	0	0
Charges Cleared by Transfer to Adult Court	0	0	0	0	0	0	0	0
Special Proceeding	0	0	0	0	0	0	0	0
Review Concluded	0	0	0	0	0	0	0	0
Case Held Open	0	0	0	0	0	0	0	0
Unknown	0	0	0	0	0	0	0	0
Other	0	0	0	0	0	0	0	0
Totals	0	0	0	0	0	0	0	0

**TENNESSEE COUNCIL OF JUVENILE AND FAMILY COURT JUDGES
2008 MONROE COUNTY JUVENILE COURT STATISTICAL DATA**

Formal and Informal Actions by Class of Referral, Race and Sex for CY 2008

	White Male	African American Male	Other Race Male	White Female	African American Female	Other Race Female	Unknown Race or Sex	Total
<u>Parentage</u>								
Special Proceeding	271	6	13	212	9	3	10	524
Dismissed	7	0	0	6	1	0	0	14
Complaint Substantiated Dependent/Neglect	1	0	0	2	0	0	0	3
Case Held Open	0	0	0	1	0	0	0	1
Retired / Nolle Prosequi	0	0	0	0	0	0	0	0
Complaint Substantiated Delinquent	0	0	0	0	0	0	0	0
Complaint Substantiated Status Offender	0	0	0	0	0	0	0	0
Complaint Substantiated Abused	0	0	0	0	0	0	0	0
Complaint Substantiated Mentally Ill	0	0	0	0	0	0	0	0
Informal Adjustment	0	0	0	0	0	0	0	0
Pretrial Diversion	0	0	0	0	0	0	0	0
Transfer to Adult Court Hearing	0	0	0	0	0	0	0	0
Charges Cleared by Transfer to Adult Court	0	0	0	0	0	0	0	0
Review Concluded	0	0	0	0	0	0	0	0
Unknown	0	0	0	0	0	0	0	0
Other	0	0	0	0	0	0	0	0
Totals	279	6	13	221	10	3	10	542

Special Proceedings

Special Proceeding	83	2	0	45	0	1	3	134
Review Concluded	5	0	0	5	0	0	0	10
Case Held Open	8	0	0	0	0	0	0	8
Dismissed	4	0	0	1	0	0	0	5
Complaint Substantiated Dependent/Neglect	2	0	0	1	0	0	0	3
Retired / Nolle Prosequi	0	0	0	0	0	0	0	0
Complaint Substantiated Delinquent	0	0	0	0	0	0	0	0
Complaint Substantiated Status Offender	0	0	0	0	0	0	0	0
Complaint Substantiated Abused	0	0	0	0	0	0	0	0
Complaint Substantiated Mentally Ill	0	0	0	0	0	0	0	0
Informal Adjustment	0	0	0	0	0	0	0	0
Pretrial Diversion	0	0	0	0	0	0	0	0
Transfer to Adult Court Hearing	0	0	0	0	0	0	0	0
Charges Cleared by Transfer to Adult Court	0	0	0	0	0	0	0	0
Unknown	0	0	0	0	0	0	0	0
Other	0	0	0	0	0	0	0	0
Totals	102	2	0	52	0	1	3	160

**TENNESSEE COUNCIL OF JUVENILE AND FAMILY COURT JUDGES
2008 MONROE COUNTY JUVENILE COURT STATISTICAL DATA**

Formal and Informal Actions by Class of Referral, Race and Sex for CY 2008

	White Male	African American Male	Other Race Male	White Female	African American Female	Other Race Female	Unknown Race or Sex	Total
Other								
Special Proceeding	19	0	0	15	0	0	0	34
Complaint Substantiated Delinquent	13	2	1	1	0	0	1	18
Dismissed	5	0	0	1	0	0	0	6
Review Concluded	2	0	0	2	0	0	0	4
Case Held Open	3	0	0	0	0	0	1	4
Pretrial Diversion	2	0	0	1	0	0	0	3
Other	2	0	0	0	0	0	0	2
Retired / Nolle Prosequi	0	0	0	0	0	0	0	0
Complaint Substantiated Status Offender	0	0	0	0	0	0	0	0
Complaint Substantiated Dependent/Neglect	0	0	0	0	0	0	0	0
Complaint Substantiated Abused	0	0	0	0	0	0	0	0
Complaint Substantiated Mentally Ill	0	0	0	0	0	0	0	0
Informal Adjustment	0	0	0	0	0	0	0	0
Transfer to Adult Court Hearing	0	0	0	0	0	0	0	0
Charges Cleared by Transfer to Adult Court	0	0	0	0	0	0	0	0
Unknown	0	0	0	0	0	0	0	0
Totals	46	2	1	20	0	0	2	71
<hr/>								
All Action Totals	728	22	23	464	14	7	21	1,279

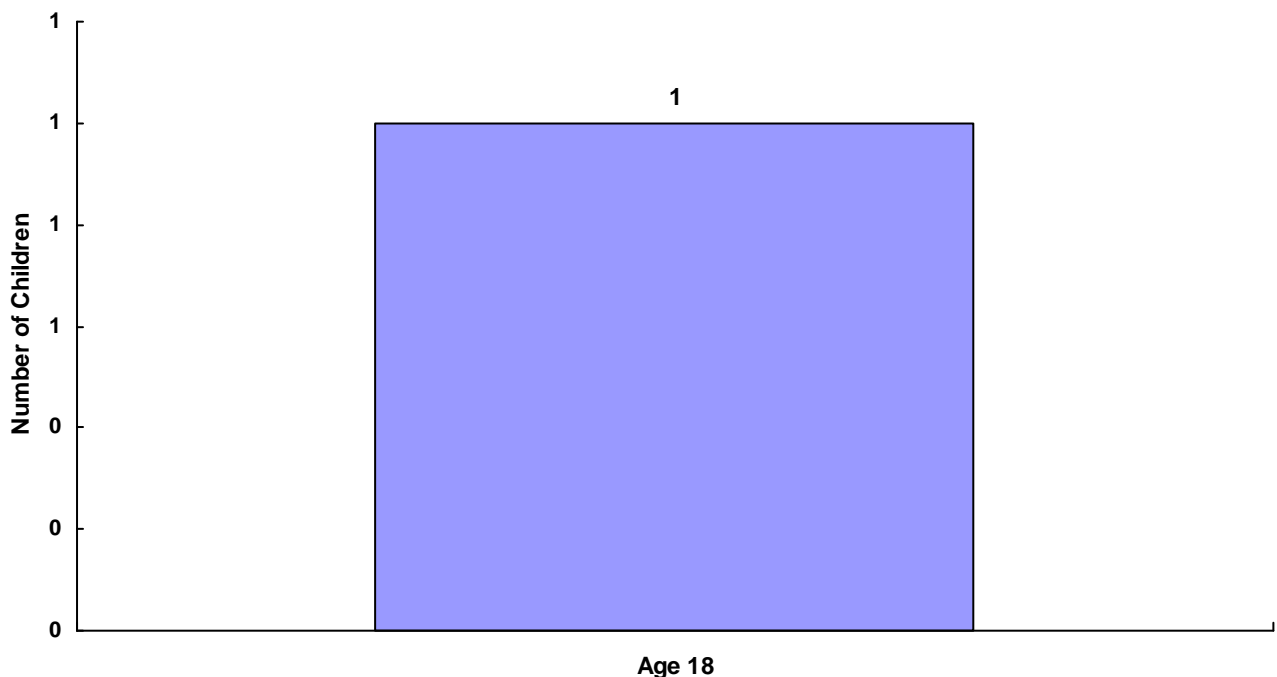
**TENNESSEE COUNCIL OF JUVENILE AND FAMILY COURT JUDGES
2008 MONROE COUNTY JUVENILE COURT STATISTICAL DATA**

Children Transferred to Adult Court by Age at Disposition Date, Race and Sex for CY 2008

Total Children = 776

	White Male	African American Male	Other Race Male	White Female	African American Female	Other Race Female	Unknown Race or Sex	Total	% of All Children Referred
Age Under 1	0	0	0	0	0	0	0	0	0.00%
Age 1	0	0	0	0	0	0	0	0	0.00%
Age 2	0	0	0	0	0	0	0	0	0.00%
Age 3	0	0	0	0	0	0	0	0	0.00%
Age 4	0	0	0	0	0	0	0	0	0.00%
Age 5	0	0	0	0	0	0	0	0	0.00%
Age 6	0	0	0	0	0	0	0	0	0.00%
Age 7	0	0	0	0	0	0	0	0	0.00%
Age 8	0	0	0	0	0	0	0	0	0.00%
Age 9	0	0	0	0	0	0	0	0	0.00%
Age 10	0	0	0	0	0	0	0	0	0.00%
Age 11	0	0	0	0	0	0	0	0	0.00%
Age 12	0	0	0	0	0	0	0	0	0.00%
Age 13	0	0	0	0	0	0	0	0	0.00%
Age 14	0	0	0	0	0	0	0	0	0.00%
Age 15	0	0	0	0	0	0	0	0	0.00%
Age 16	0	0	0	0	0	0	0	0	0.00%
Age 17	0	0	0	0	0	0	0	0	0.00%
Age 18	1	0	0	0	0	0	0	1	0.13%
Age 19 and Over	0	0	0	0	0	0	0	0	0.00%
Totals	1	0	0	0	0	0	0	1	

Total Children Transferred to Adult Court



**TENNESSEE COUNCIL OF JUVENILE AND FAMILY COURT JUDGES
2008 MONROE COUNTY JUVENILE COURT STATISTICAL DATA**

Outcomes by Type Of Disposition, Race and Sex for CY 2008

	White Male	African American Male	Other Race Male	White Female	African American Female	Other Race Female	Unknown Race or Sex	Total
<u>General Action Codes</u>								
Held Open For Review	219	3	4	132	5	2	6	371
Public Service	132	4	5	74	2	2	2	221
Supervision / Probation to Juvenile Court	83	2	3	56	2	2	1	149
Case Dismissed	42	3	1	31	1	0	0	78
Referred for Alcohol and Drug Counseling	54	0	0	23	0	1	0	78
Placement with Relative / Other Individual	31	1	1	16	0	1	0	50
Referred for Mental Health Counseling	33	0	0	12	0	0	0	45
Driver's License Held Informally	29	0	0	12	0	0	0	41
Warned / Counseled	18	1	0	13	0	0	0	32
Fine	17	1	0	8	0	0	1	27
No Contact Order	7	0	0	12	1	0	0	20
Restitution	11	0	0	7	0	0	0	18
Referred to Defensive Driving School	4	0	0	1	0	0	0	5
Released from Probation	2	0	0	2	0	0	0	4
Case Retired or Nolle Prosequi	1	1	0	1	0	0	0	3
Private Mental Health Placement	0	2	0	0	0	0	1	3
Referred to Alcohol Safety School	1	0	0	0	0	0	0	1
Private MR Placement	1	0	0	0	0	0	0	1
Placement with City/Cnty Agcy/Facility	1	0	0	0	0	0	0	1
Probation to Parents	0	0	0	0	0	0	0	0
Referral to Another Entity for Superv/Servc	0	0	0	0	0	0	0	0
Referred to Alternative School	0	0	0	0	0	0	0	0
Referred to Private Child Agency	0	0	0	0	0	0	0	0
Referral to Juvenile Court Educ-Based Pgm	0	0	0	0	0	0	0	0
Voluntary Placement with DMHMR	0	0	0	0	0	0	0	0
Runaway Returned	0	0	0	0	0	0	0	0
Injunction Other than No Contact Order	0	0	0	0	0	0	0	0
House Arrest	0	0	0	0	0	0	0	0
Court Defined Curfew	0	0	0	0	0	0	0	0
Dismissed from Informal Adjustment	0	0	0	0	0	0	0	0
Dismissed from Pretrial Diversion	0	0	0	0	0	0	0	0
Totals	686	18	14	400	11	8	11	1,148

**TENNESSEE COUNCIL OF JUVENILE AND FAMILY COURT JUDGES
2008 MONROE COUNTY JUVENILE COURT STATISTICAL DATA**

Outcomes by Type Of Disposition, Race and Sex for CY 2008

	White Male	African American Male	Other Race Male	White Female	African American Female	Other Race Female	Unknown Race or Sex	Total
<u>Formal Action Codes</u>								
DCS Commitment - Custody	24	0	0	8	0	0	2	34
DCS Probation	23	1	2	7	0	0	0	33
Transfer to Another Juvenile Court for Dispo	2	1	0	5	0	0	0	8
Supervision by DCS	3	0	0	4	0	0	0	7
Placed Under a Valid Court Order	2	0	0	4	0	0	0	6
Parental Rights Terminated	4	0	0	1	0	0	0	5
DCS Commitment - Suspended	2	0	0	1	0	0	0	3
Transferred to Adult Court	1	0	0	0	0	0	0	1
DMHMR Involuntary Commitment	0	0	0	0	0	0	0	0
DCS Commitment - Determinate	0	0	0	0	0	0	0	0
DCS Intensive Probation	0	0	0	0	0	0	0	0
Other Intensive Probation	0	0	0	0	0	0	0	0
Parental Rights Not Terminated	0	0	0	0	0	0	0	0
Totals	61	2	2	30	0	0	2	97

Special Proceedings

Court Costs	145	5	5	82	2	2	2	243
Child Support Granted	111	2	4	78	7	2	0	204
Visitation Changed	68	0	1	52	0	2	1	124
Custody Changed	69	0	1	47	0	0	0	117
Foster Care Continued	45	2	1	48	0	1	0	97
Custody Unchanged	22	0	0	18	0	1	1	42
Paternity Determined / Child Legitimated	18	0	2	14	0	1	0	35
Foster Care Terminated	16	0	0	15	0	0	1	32
Child Support Amended	10	0	0	5	0	0	0	15
Visitation Unchanged	11	0	0	2	0	0	0	13
Child Support Terminated	4	0	0	9	0	0	0	13
Paternity Not Determ/Child Not Legitimated	2	0	0	7	0	0	0	9
Child Support Denied	2	0	1	1	0	1	1	6
Order of Reference to DCS	3	0	0	1	0	0	0	4
Voluntary Acknowledgement of Paternity	3	0	0	1	0	0	0	4
Request for Medical Treatment Granted	0	0	0	0	0	0	0	0
Request for Medical Treatment Denied	0	0	0	0	0	0	0	0
Consent to Marry Granted	0	0	0	0	0	0	0	0
Consent to Marry Denied	0	0	0	0	0	0	0	0
Totals	529	9	15	380	9	10	6	958

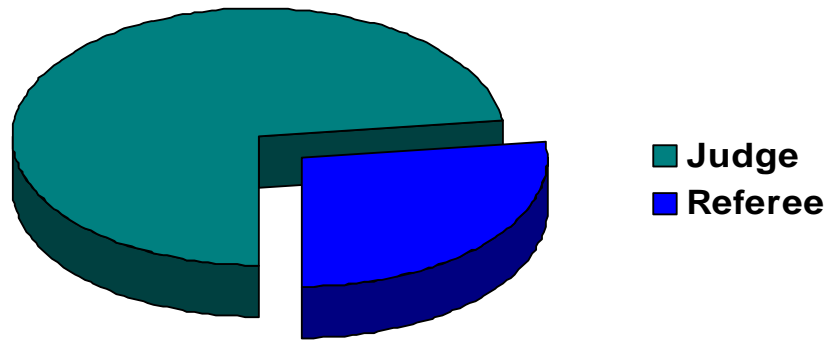
Other Outcome Codes

Other	381	10	11	230	11	3	14	660
Totals	381	10	11	230	11	3	14	660

All Outcome Totals	1,657	39	42	1,040	31	21	33	2,863
---------------------------	--------------	-----------	-----------	--------------	-----------	-----------	-----------	--------------

**TENNESSEE COUNCIL OF JUVENILE AND FAMILY COURT JUDGES
2008 MONROE COUNTY JUVENILE COURT STATISTICAL DATA**

Breakdown of Referrals by Court Personnel Executing the Action in CY 2008



	Referrals	% of Referrals
Judge	934	73.03%
Referee	345	26.97%
YSO	0	0.00%
Other	0	0.00%
Total	1,279	100.00%