

2008

State of Tennessee

Annual Juvenile Court Statistical Report

Smith County Breakdown

TABLE OF CONTENTS

Report Numbers Listed Below are shown at the Bottom of each Report, followed by the Report Page Number

	Report Number
Juvenile Court Referral Process	
Chart – The Juvenile Court Referral Process	1
Chart – Delinquent, Dependent/Neglect/Abuse, and Status/Unruly Referrals	2
Chart – Referrals by Type of Offense	3
Chart – Referrals for Status/Unruly Offenses	4
Children and Referral Counts by Race and Sex	
Table – Children with Delinquent Referrals by Race and Sex	5
Table – Children with Status/Unruly Referrals by Race and Sex	5
Table – Children with Dependency/Neglect/Abuse Allegations by Race and Sex	5
Table – Referrals Delinquent Referrals by Race and Sex	6
Table – Referrals Status/Unruly Referrals by Race and Sex	6
Table – Referrals Dependency/Neglect/Abuse Allegations by Race and Sex	6
Table/Chart – Referrals by Age Group, Race and Sex	7
Table/Chart – Children Referred by Age, Race and Sex	8
Table/Chart – Children Referred by Race and Sex	9
Table/Chart – Children of Hispanic Origin by Race and Sex	10
Table – Referrals by Type of Offense, Age Group, Race and Sex	11
Living Arrangement of the Child at Time of Referral	
Table/Chart – Living Arrangement at Time of Referral by Race and Sex	12
School Status of Individual Children at Time of Referral to Juvenile Court	
Table – Last Grade Completed by Children by Race and Sex	13
Table – Children Enrolled in School	13
Table – Children Enrolled in Special Education	13
Referral Information by Race, Sex and Class of Referral/Offense	
Table/Chart – Class of Referrals by Race and Sex	14
Table - Referrals by Class and Type of Offense by Race and Sex	15
Referral Reasons by Type, Race and Sex	
Table – Referral Reasons by Type of Offense, Race and Sex	16
Table – Top 4 Referral Reasons by Sex and Race	17
Table – Top 4 Referral Reasons by Sex, Race and Type of Offense	18
Source of Referrals to the Juvenile Court	
Table – Source of Referrals by Race and Sex	19
Table – Six Most Frequent Referral Reasons by Source, Race and Sex	20
Table – Source of Referrals by Type of Offense, Race and Sex	21
Children Referred with Weapons Charges	
Table/Chart – Children Referred for Unlawful Carrying/Possession of a Weapon by Age, Race and Sex	22
Table/Chart – Children Referred for Carrying Weapons on School Property	23
Intake Actions at Referral	
Table/Chart – Intake Actions at Referral by Race and Sex	24
Table/Chart – Intake Actions of Referrals by Class of Offense, Race and Sex	25

TABLE OF CONTENTS


Report Numbers Listed Below are shown at the Bottom of each Report, followed by the Report Page Number

	Report Number
Detention Statistics at Referral	
Table – Detention Statistics at Referral by Individual Child by Race and Sex	26
Table – Detention Statistics at Referral by Individual Case	26
Table – Placement After Secure Detention Hearing by Individual Child by Race and Sex	27
Table – Placement After Secure Detention Hearing by Individual Case	27
Dispositional Procedures	
Table – Procedures used to Dispose or Adjust All Referrals	28
Table – Referrals Disposed by Formal Adjudicatory Proceedings	28
Table – Referrals Disposed by Other Actions	28
Formal and Informal Actions	
Table/Chart – Formal and Informal Actions by Race and Sex	29
Table – Formal and Informal Actions by Type of Offense, Race and Sex	30
Table – Formal and Informal Actions by Class of Referral, Race and Sex	31
Children Transferred to Adult Court	
Table/Chart – Children Transferred to Adult Court by Age, Race and Sex	32
Outcomes by Type of Disposition	
Table – Outcomes by Type of Disposition, Race and Sex	33
Juvenile Court Referrals Disposed County-Wide Based on Number of Referrals	
Table/Chart – Breakdown of Referrals by Court Personnel Executing the Action	34

**TENNESSEE COUNCIL OF JUVENILE AND FAMILY COURT JUDGES
2008 SMITH COUNTY JUVENILE COURT STATISTICAL DATA**

The Juvenile Court Referral Process for CY 2008

Delinquent 150	Status 46	Dependency and Neglect 64	Other Violations 0	Special Proceedings 293	Parentage 7	Other 11
--------------------------	---------------------	-------------------------------------	------------------------------	-----------------------------------	-----------------------	--------------------



Parents, Victims, School, Relatives, State Dept, etc.
419

Law Enforcement
152

Pretrial Diversion, Informal Adjustment
2

Court Actions
571

Transfer to Adult Court Hearing
0

Charges Cleared By Transfer to Adult Court
0

Special Proceeding
20

Review Concluded
47

Case Held Open
318

Other
0

Formal Adjudications
184

Juvenile Court System Outcomes / Dispositions
1,201

Formal
32

General
750

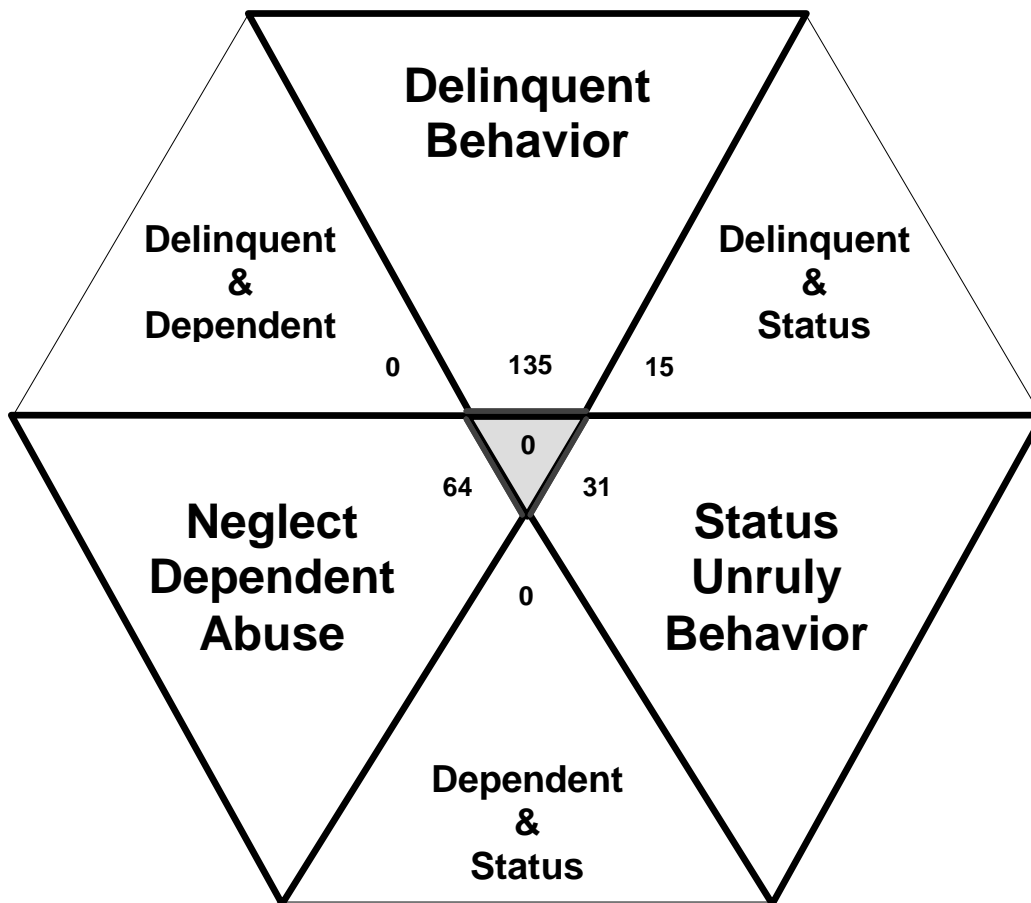
Special Proceedings
410

Other
9

**TENNESSEE COUNCIL OF JUVENILE AND FAMILY COURT JUDGES
2008 SMITH COUNTY JUVENILE COURT STATISTICAL DATA**

Delinquent, Dependent/Neglect/Abuse, and Status/Unruly Referrals for CY 2008

Total = 245



The remaining referrals are for:
Custody, Visitation, Paternity/Legitimation, Child Support,
Special Procedures and Other Referrals

Each child may be counted
in more than one category

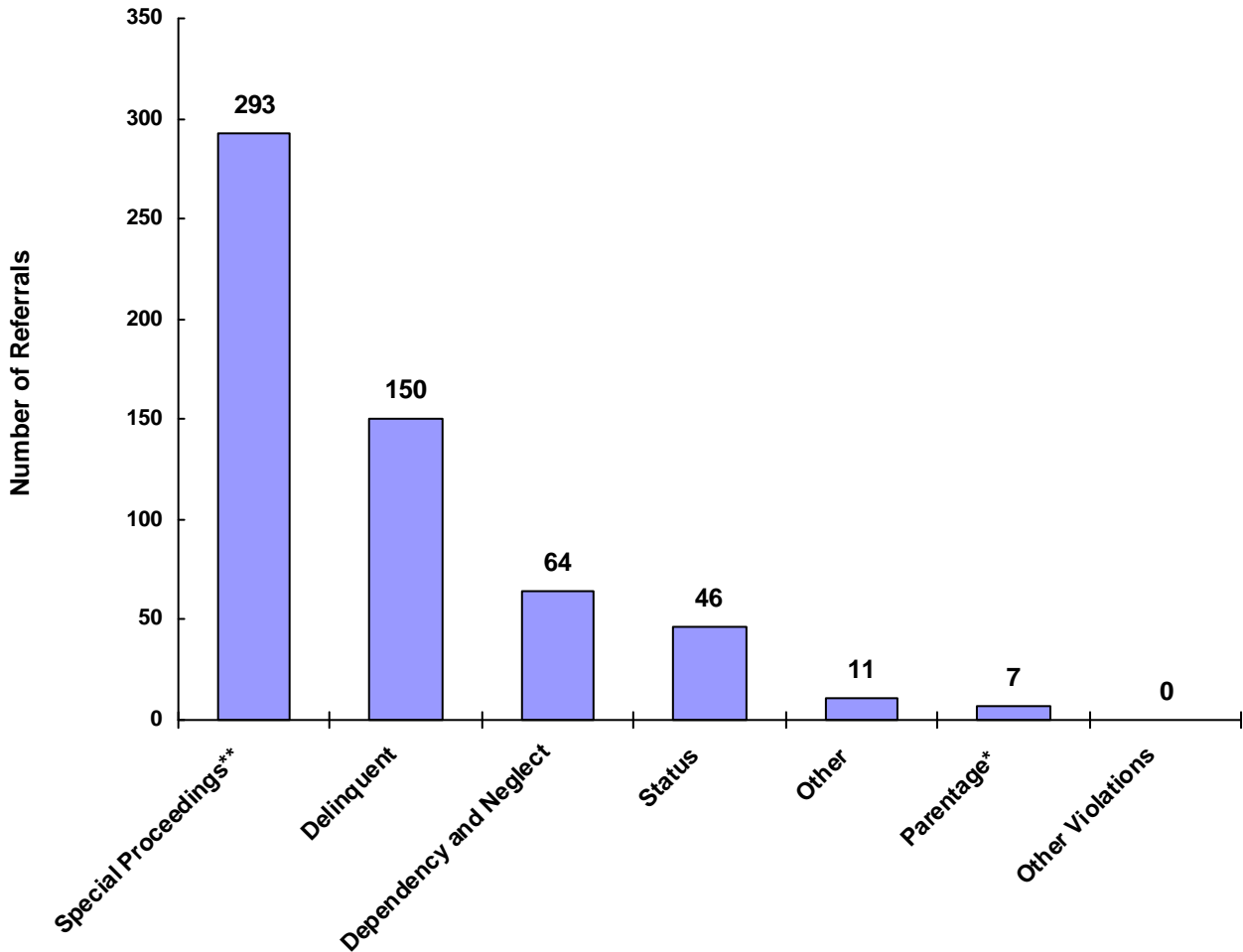
Total number of individual children for ALL referrals
disposed by juvenile courts during CY 2008 equals 240

Children can have referrals in multiple categories. The drawing above shows that in the year 2008 there were 135 referrals to Smith County Juvenile Court for children with only delinquent offenses, 31 for those with only status/unruly behavior, and 64 for children with neglect, dependent or abuse referrals during the calendar year. There were 15 referrals for children that had a delinquent AND a status/unruly referral. There were 0 referrals for children with both delinquent behavior AND a neglect, dependent or abuse allegation. There were 0 referrals for children that had both a status/unruly referral AND a neglect, dependent or abuse allegation. Also, there were 0 referrals for children that had a delinquent referral, a status/unruly referral AND a neglect, dependent or abuse allegation.

TENNESSEE COUNCIL OF JUVENILE AND FAMILY COURT JUDGES
2008 SMITH COUNTY JUVENILE COURT STATISTICAL DATA

Referrals by Type of Offense in CY 2008

Total Referrals = 571



* Parentage includes: Custody, Visitation, Paternity/Legitimation and Child Support

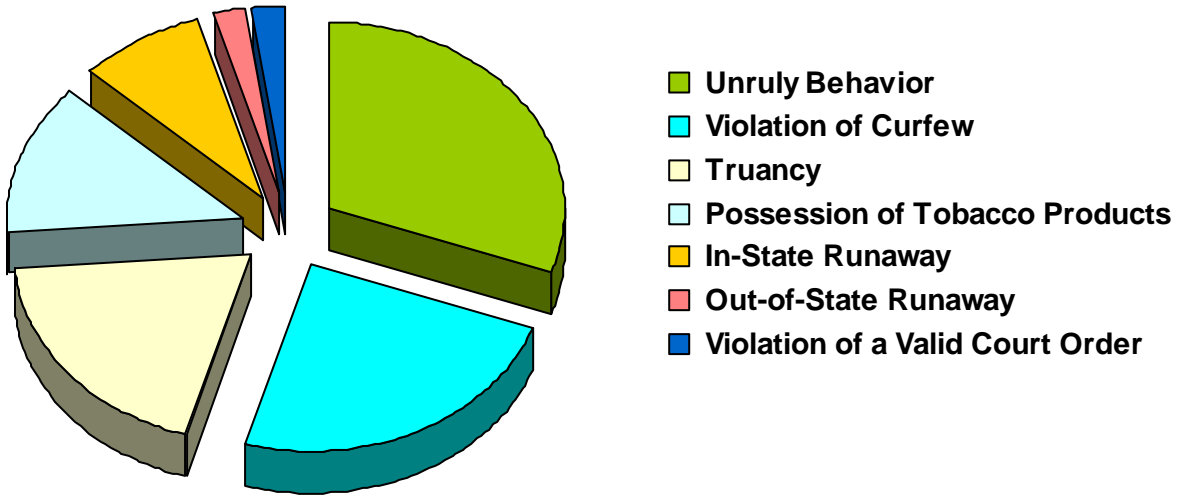
**Special Proceedings include: Judicial Review, Administrative Review, Foster Care Review, Request for Medical Treatment and Consent to Marry

Information from the Juvenile Court represents a total of 240 children and 534 cases that were reported to the TCJFCJ.

A Status offense is an offense committed by a child that if committed by an adult, would not be considered an offense or unlawful act. An example of this is smoking when not legally an adult.

**TENNESSEE COUNCIL OF JUVENILE AND FAMILY COURT JUDGES
2008 SMITH COUNTY JUVENILE COURT STATISTICAL DATA**

**Referrals for Status/Unruly Offenses in CY 2008
Total Status/Unruly Referrals = 46**



Referral Reason	Count	Percent
Unruly Behavior	14	30.43%
Violation of Curfew	11	23.91%
Truancy	9	19.57%
Possession of Tobacco Products	6	13.04%
In-State Runaway	4	8.70%
Violation of a Valid Court Order	1	2.17%
Out-of-State Runaway	1	2.17%
Total	46	

**TENNESSEE COUNCIL OF JUVENILE AND FAMILY COURT JUDGES
2008 SMITH COUNTY JUVENILE COURT STATISTICAL DATA**

Children* with Delinquent Referrals by Race and Sex for CY 2008

	White	African American	Native American	Asian	Mixed Race	Unknown Race	Total
Male	68	1	0	0	3	1	73
Female	23	1	0	0	1	0	25
Unknown Sex	0	0	0	0	0	0	
Totals	91	2	0	0	4	1	98

Children* with Status/Unruly Referrals by Race and Sex for CY 2008

	White	African American	Native American	Asian	Mixed Race	Unknown Race	Total
Male	21	1	0	0	3	0	25
Female	14	0	0	0	0	0	14
Unknown Sex	0	0	0	0	0	0	
Totals	35	1	0	0	3	0	39

Children* with Dependency/Neglect/Abuse Allegations by Race and Sex for CY 2008

	White	African American	Native American	Asian	Mixed Race	Unknown Race	Total
Male	13	1	0	0	1	1	16
Female	24	0	0	0	2	1	27
Unknown Sex	0	0	0	0	0	0	
Totals	37	1	0	0	3	2	43

* A child may be counted in more than one category

**TENNESSEE COUNCIL OF JUVENILE AND FAMILY COURT JUDGES
2008 SMITH COUNTY JUVENILE COURT STATISTICAL DATA**

Delinquent Referrals by Race and Sex for CY 2008

	White	African American	Native American	Asian	Mixed Race	Unknown Race	Total
Male	105	1	0	0	5	1	112
Female	34	3	0	0	1	0	38
Unknown Sex	0	0	0	0	0	0	0
Totals	139	4	0	0	6	1	150

Status/Unruly Referrals by Race and Sex for CY 2008

	White	African American	Native American	Asian	Mixed Race	Unknown Race	Total
Male	26	1	0	0	3	0	30
Female	16	0	0	0	0	0	16
Unknown Sex	0	0	0	0	0	0	0
Totals	42	1	0	0	3	0	46

Dependency/Neglect/Abuse Allegations by Race and Sex for CY 2008

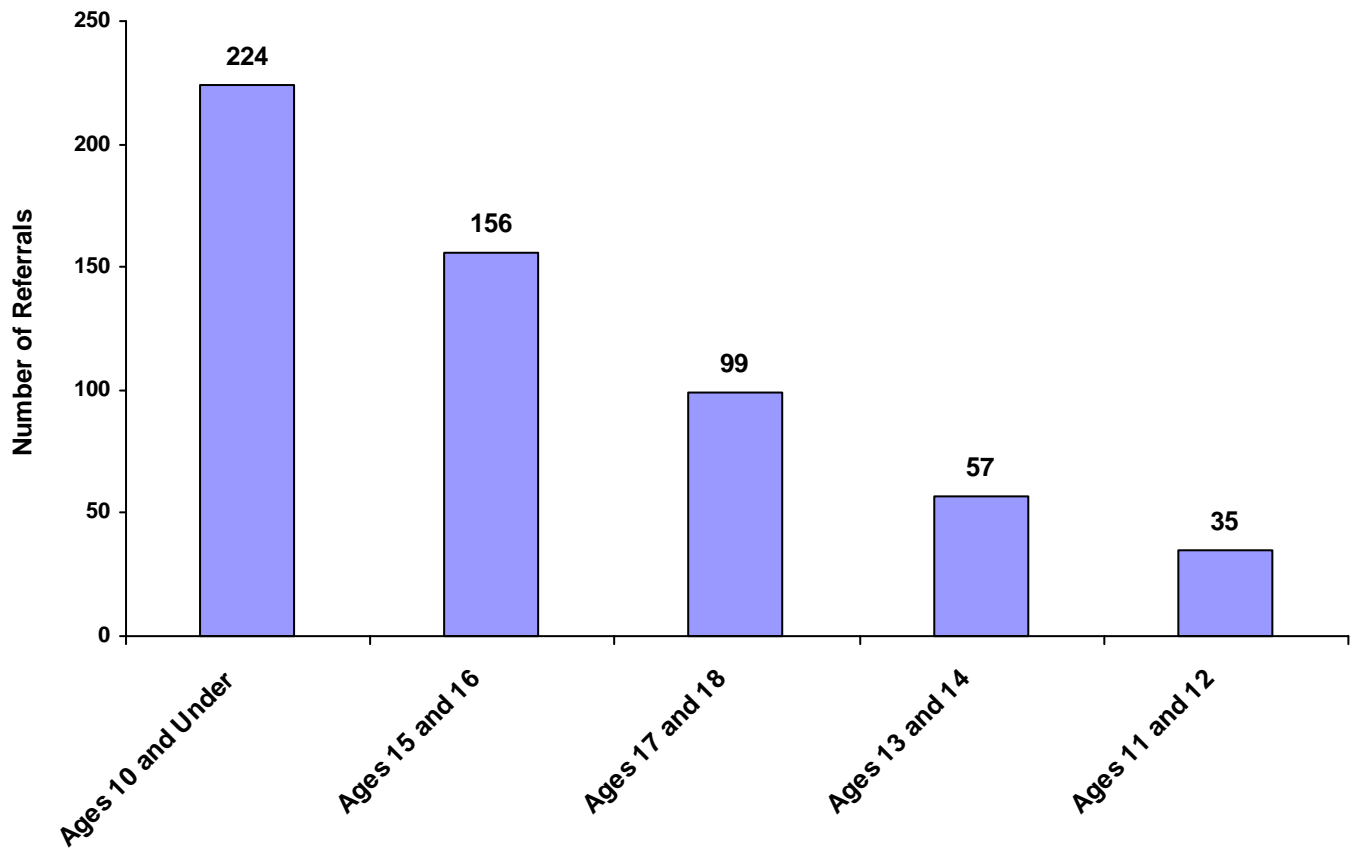
	White	African American	Native American	Asian	Mixed Race	Unknown Race	Total
Male	22	2	0	0	1	1	26
Female	35	0	0	0	2	1	38
Unknown Sex	0	0	0	0	0	0	0
Totals	57	2	0	0	3	2	64

**TENNESSEE COUNCIL OF JUVENILE AND FAMILY COURT JUDGES
2008 SMITH COUNTY JUVENILE COURT STATISTICAL DATA**

Referrals by Age Group, Race and Sex for CY 2008

	White Male	African American Male	Other Race Male	White Female	African American Female	Other Race Female	Unknown Race or Sex	Total	% of Total Referrals
Birth through Age 10	62	8	3	133	4	14	0	224	39.23%
Ages 11 and 12	10	1	1	17	0	4	2	35	6.13%
Ages 13 and 14	38	0	1	16	0	1	1	57	9.98%
Ages 15 and 16	110	1	0	41	0	1	3	156	27.32%
Ages 17 and 18	58	3	4	30	3	0	1	99	17.34%
All Age Group Totals	278	13	9	237	7	20	7	571	

Total Referrals by Age Group

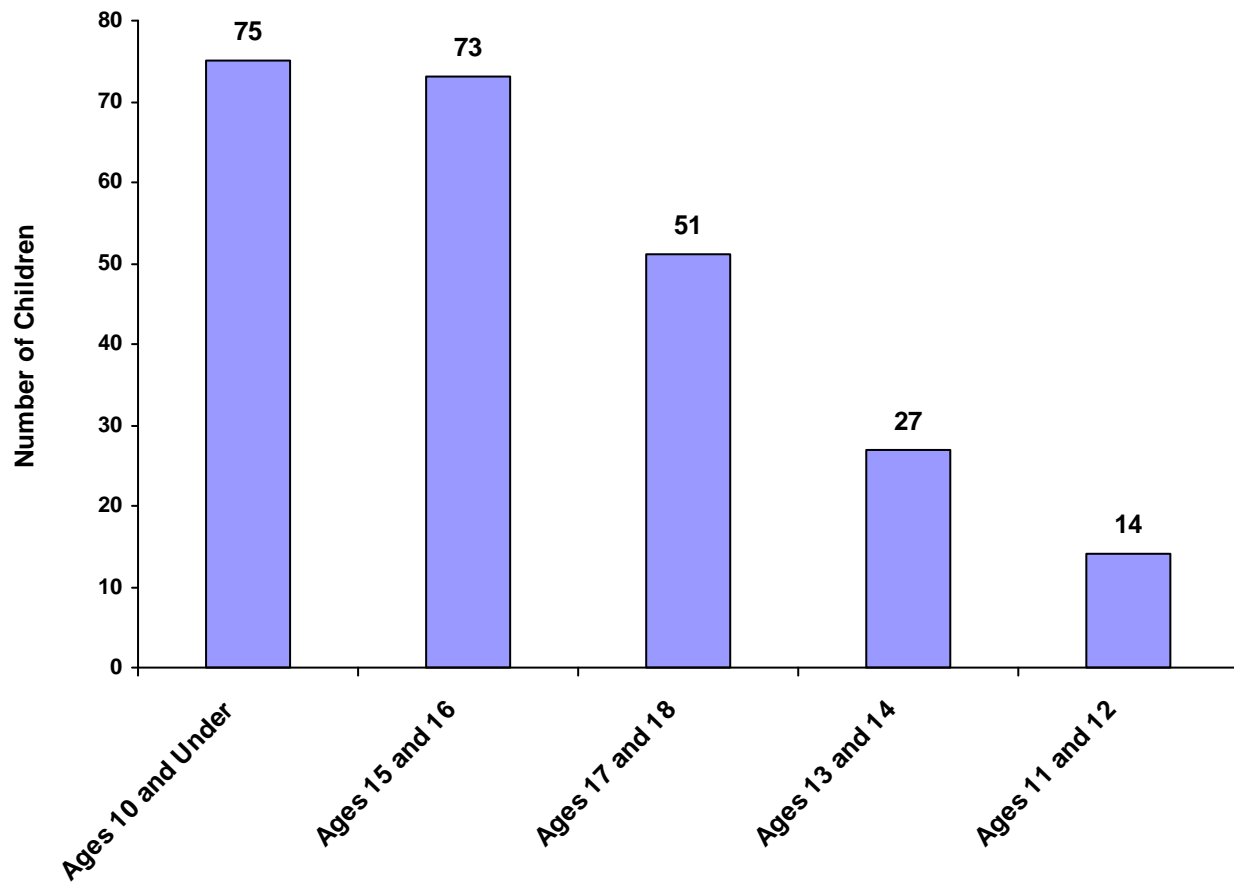


**TENNESSEE COUNCIL OF JUVENILE AND FAMILY COURT JUDGES
2008 SMITH COUNTY JUVENILE COURT STATISTICAL DATA**

Children Referred by Age Group, Race and Sex for CY 2008

	White Male	African American Male	Other Race Male	White Female	African American Female	Other Race Female	Unknown Race or Sex	Total	% of All Children Referred
Ages 10 and Under	22	3	2	43	1	4	0	75	31.25%
Ages 11 through 12	5	1	1	5	0	1	1	14	5.83%
Ages 13 through 14	21	0	1	5	0	0	0	27	11.25%
Ages 15 through 16	46	1	0	24	0	1	1	73	30.42%
Ages 17 through 18	32	1	2	14	1	0	1	51	21.25%
Ages 19 and Over	0	0	0	0	0	0	0	0	0.00%
Total	126	6	6	91	2	6	3	240	

Total Children by Age Group

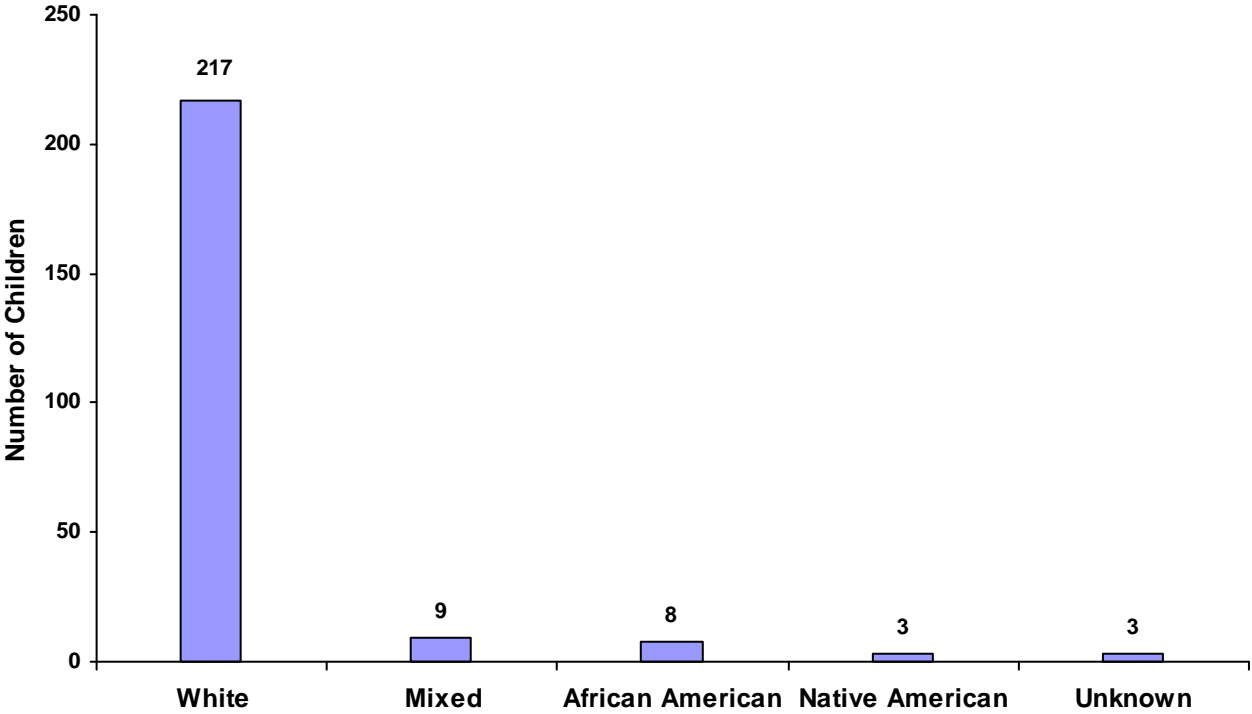


**TENNESSEE COUNCIL OF JUVENILE AND FAMILY COURT JUDGES
2008 SMITH COUNTY JUVENILE COURT STATISTICAL DATA**

Children Referred by Race and Sex for CY 2008

Race	Male	Female	Unknown	Total
White	126	91	0	217
African American	6	2	0	8
Native American	0	3	0	3
Asian	0	0	0	0
Mixed	6	3	0	9
Unknown	2	1	0	3
Total	140	100	0	240

Total Children by Race

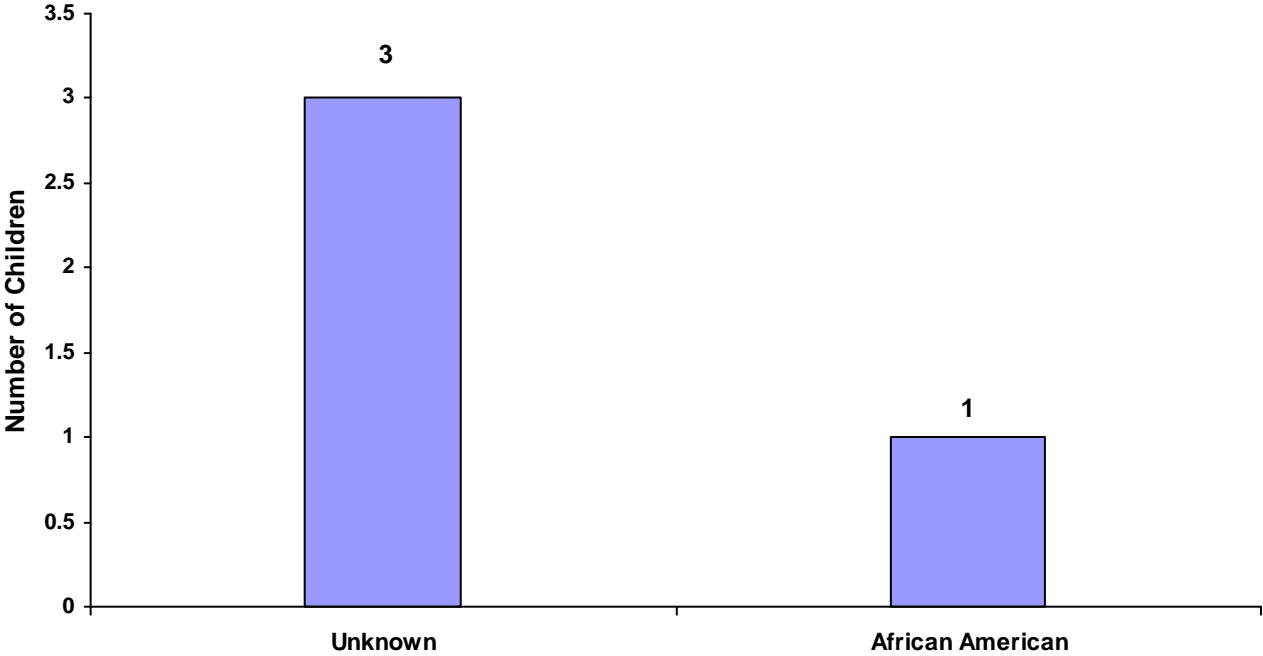


**TENNESSEE COUNCIL OF JUVENILE AND FAMILY COURT JUDGES
2008 SMITH COUNTY JUVENILE COURT STATISTICAL DATA**

Children of Hispanic Origin by Race and Sex for CY 2008

Race	Male	Female	Unknown	Total
White	0	0	0	0
African American	1	0	0	1
Native American	0	0	0	0
Asian	0	0	0	0
Mixed	0	0	0	0
Unknown	2	1	0	3
Total	3	1	0	4

Total Children of Hispanic Origin by Race



**TENNESSEE COUNCIL OF JUVENILE AND FAMILY COURT JUDGES
2008 SMITH COUNTY JUVENILE COURT STATISTICAL DATA**

Referrals by Type of Offense, Age Group, Race and Sex for CY 2008

	White Male	African American Male	Other Race Male	White Female	African American Female	Other Race Female	Unknown Race or Sex	Total
Delinquent								
Ages 10 and Under	1	0	2	0	0	0	0	3
Ages 11 through 12	2	0	0	0	0	0	0	2
Ages 13 through 14	9	0	1	6	0	0	0	16
Ages 15 through 16	61	0	0	17	0	1	0	79
Ages 17 through 18	32	1	2	11	3	0	1	50
Ages 19 and Over	0	0	0	0	0	0	0	0
Total	105	1	5	34	3	1	1	150
Status								
Ages 10 and Under	0	0	0	1	0	0	0	1
Ages 11 through 12	1	0	1	0	0	0	0	2
Ages 13 through 14	5	0	0	3	0	0	0	8
Ages 15 through 16	12	1	0	8	0	0	0	21
Ages 17 through 18	8	0	2	4	0	0	0	14
Ages 19 and Over	0	0	0	0	0	0	0	0
Total	26	1	3	16	0	0	0	46
Dependency and Neglect								
Ages 10 and Under	10	2	1	25	0	2	0	40
Ages 11 through 12	4	0	0	1	0	0	1	6
Ages 13 through 14	3	0	0	1	0	0	0	4
Ages 15 through 16	5	0	0	6	0	0	1	12
Ages 17 through 18	0	0	0	2	0	0	0	2
Ages 19 and Over	0	0	0	0	0	0	0	0
Total	22	2	1	35	0	2	2	64
Other Violations								
Ages 10 and Under	0	0	0	0	0	0	0	0
Ages 11 through 12	0	0	0	0	0	0	0	0
Ages 13 through 14	0	0	0	0	0	0	0	0
Ages 15 through 16	0	0	0	0	0	0	0	0
Ages 17 through 18	0	0	0	0	0	0	0	0
Ages 19 and Over	0	0	0	0	0	0	0	0
Total	0	0	0	0	0	0	0	0

**TENNESSEE COUNCIL OF JUVENILE AND FAMILY COURT JUDGES
2008 SMITH COUNTY JUVENILE COURT STATISTICAL DATA**

Referrals by Type of Offense, Age Group, Race and Sex for CY 2008

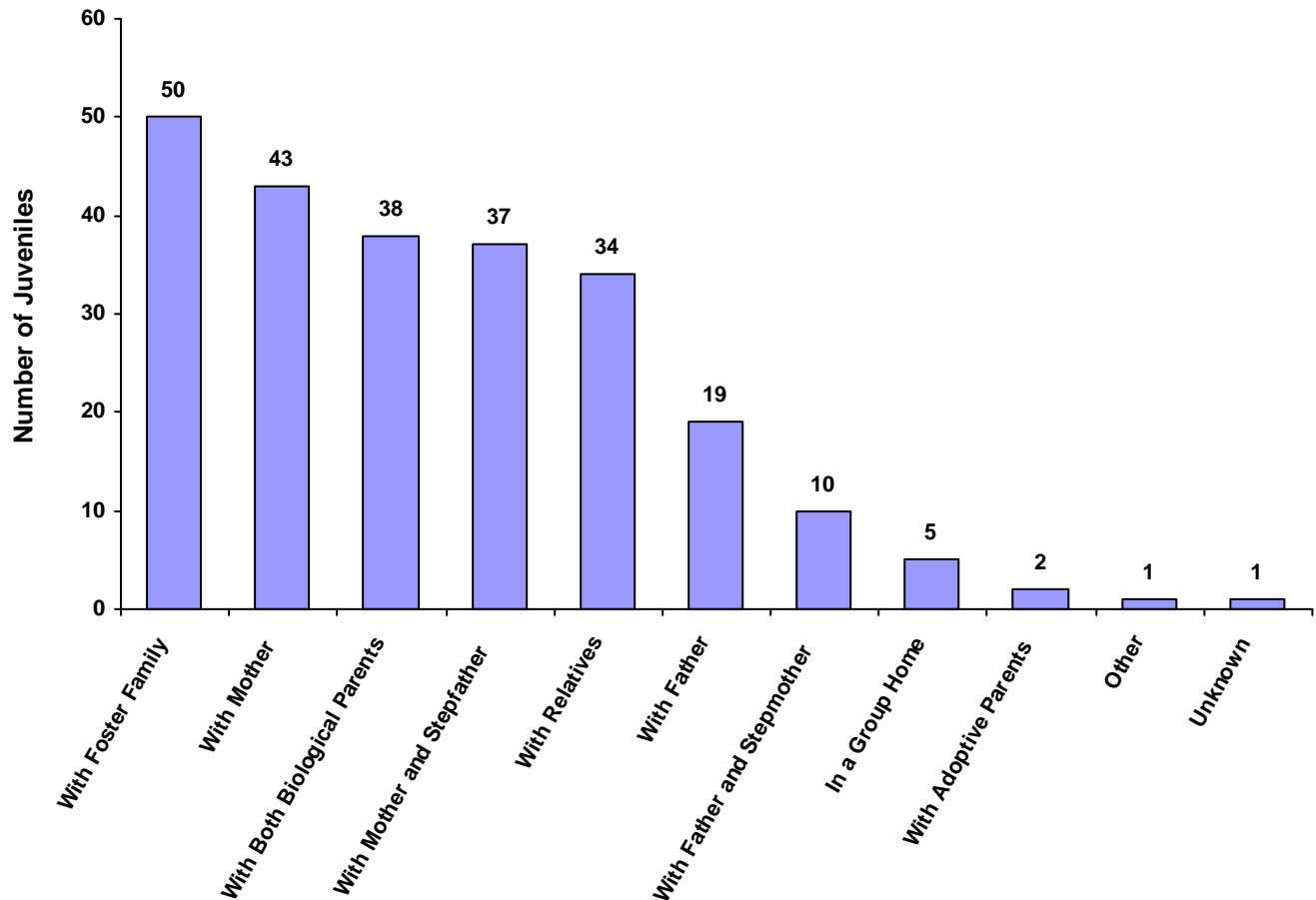
	White Male	African American Male	Other Race Male	White Female	African American Female	Other Race Female	Unknown Race or Sex	Total
Special Proceedings								
Ages 10 and Under	49	5	0	104	3	12	0	173
Ages 11 through 12	3	1	0	16	0	4	1	25
Ages 13 through 14	21	0	0	6	0	1	1	29
Ages 15 through 16	30	0	0	9	0	0	2	41
Ages 17 through 18	17	2	0	13	0	0	0	32
Ages 19 and Over	0	0	0	0	0	0	0	0
Total	120	8	0	148	3	17	4	300
Other								
Ages 10 and Under	2	1	0	3	1	0	0	7
Ages 11 through 12	0	0	0	0	0	0	0	0
Ages 13 through 14	0	0	0	0	0	0	0	0
Ages 15 through 16	2	0	0	1	0	0	0	3
Ages 17 through 18	1	0	0	0	0	0	0	1
Ages 19 and Over	0	0	0	0	0	0	0	0
Total	5	1	0	4	1	0	0	11
Grand Total	278	13	9	237	7	20	7	571

**TENNESSEE COUNCIL OF JUVENILE AND FAMILY COURT JUDGES
2008 SMITH COUNTY JUVENILE COURT STATISTICAL DATA**

Living Arrangement of Juveniles by Race and Sex for CY 2008

	White Male	African American Male	Other Race Male	White Female	African American Female	Other Race Female	Unknown Race or Sex	Total	% of All Children Referred
With Both Biological Parents	29	0	0	9	0	0	0	38	15.83%
With Father and Stepmother	7	0	1	2	0	0	0	10	4.17%
With Mother and Stepfather	20	1	1	11	1	1	2	37	15.42%
With Mother	20	3	3	16	0	0	1	43	17.92%
With Father	14	0	0	5	0	0	0	19	7.92%
With Relatives	14	0	1	17	0	2	0	34	14.17%
With Adoptive Parents	1	0	0	1	0	0	0	2	0.83%
With Foster Family	17	2	0	27	1	3	0	50	20.83%
In a Group Home	3	0	0	2	0	0	0	5	2.08%
In a Residential Center	0	0	0	0	0	0	0	0	0.00%
In an Institution	0	0	0	0	0	0	0	0	0.00%
Independent	0	0	0	0	0	0	0	0	0.00%
Unknown	0	0	0	1	0	0	0	1	0.42%
Other	1	0	0	0	0	0	0	1	0.42%
Totals	126	6	6	91	2	6	3	240	

Living Arrangement of Juveniles



**TENNESSEE COUNCIL OF JUVENILE AND FAMILY COURT JUDGES
2008 SMITH COUNTY JUVENILE COURT STATISTICAL DATA**

Last Grade Completed by Children by Race and Sex for CY 2008

	White Male	African American Male	Other Race Male	White Female	African American Female	Other Race Female	Unknown Race or Sex	Total	% of All Children Referred
Too Young for School	5	2	1	20	0	2	0	30	12.50%
Preschool	0	0	0	0	0	0	0	0	0.00%
Kindergarten	0	0	0	0	0	0	0	0	0.00%
1st Grade	0	0	0	1	0	0	0	1	0.42%
2nd Grade	0	0	1	0	0	0	0	1	0.42%
3rd Grade	1	0	0	0	0	0	0	1	0.42%
4th Grade	2	0	0	0	0	0	0	2	0.83%
5th Grade	1	0	0	1	0	0	0	2	0.83%
6th Grade	3	0	1	0	0	0	0	4	1.67%
7th Grade	5	0	0	2	0	0	0	7	2.92%
8th Grade	15	0	1	5	0	0	0	21	8.75%
9th Grade	18	0	0	6	0	0	0	24	10.00%
10th Grade	27	1	0	9	0	1	0	38	15.83%
11th Grade	18	1	2	8	1	0	0	30	12.50%
12th Grade	0	0	0	0	0	0	1	1	0.42%
Non-Graded Special Ed	0	0	0	0	0	0	0	0	0.00%
GED	0	0	0	1	0	0	0	1	0.42%
Graduated	0	0	0	1	0	0	0	1	0.42%
Never Attended School	0	0	0	0	0	0	0	0	0.00%
Unknown	31	2	0	37	1	3	2	76	31.67%
Other	0	0	0	0	0	0	0	0	0.00%
Totals	126	6	6	91	2	6	3	240	

Children Enrolled in School

	Children	% of All Children
Enrolled	200	83.33%
Not Enrolled	31	12.92%
Unknown	9	3.75%
	240	

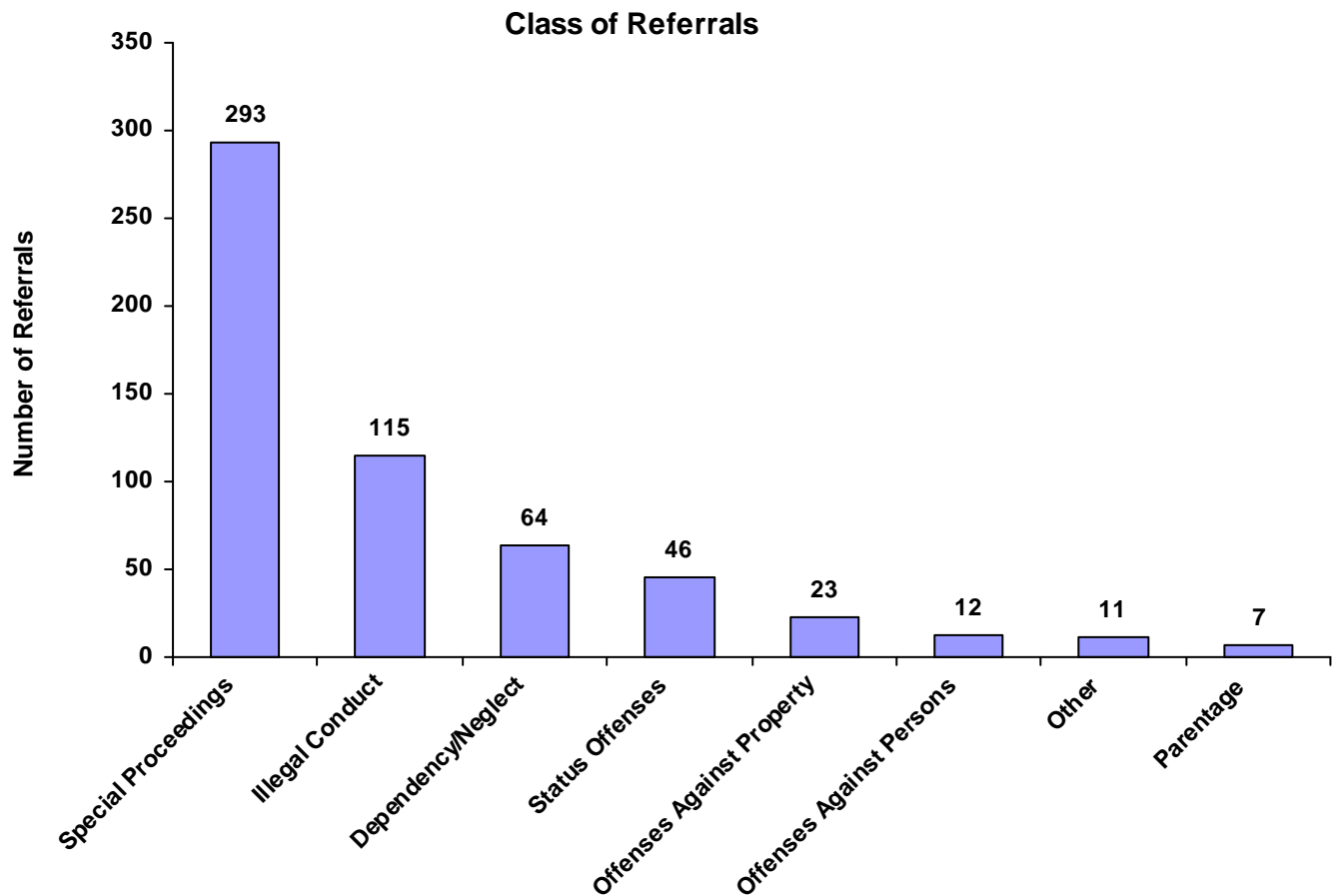
Children Enrolled in Special Education

	Children	% of All Children
Enrolled	22	9.17%
Not Enrolled	124	51.67%
Unknown	94	39.17%
	240	

**TENNESSEE COUNCIL OF JUVENILE AND FAMILY COURT JUDGES
2008 SMITH COUNTY JUVENILE COURT STATISTICAL DATA**

Class of Referrals by Race and Sex for CY 2008

	White Male	African American Male	Other Race Male	White Female	African American Female	Other Race Female	Unknown Race or Sex	Total	% of Total Referrals
Offenses Against Persons	7	0	1	3	0	1	0	12	2.10%
Offenses Against Property	17	0	2	4	0	0	0	23	4.03%
Illegal Conduct	81	1	2	27	3	0	1	115	20.14%
Status Offenses	26	1	3	16	0	0	0	46	8.06%
Dependency/Neglect	22	2	1	35	0	2	2	64	11.21%
Other Violation Proceedings	0	0	0	0	0	0	0	0	0.00%
Parentage	2	0	0	5	0	0	0	7	1.23%
Special Proceedings	118	8	0	143	3	17	4	293	51.31%
Other	5	1	0	4	1	0	0	11	1.93%
Totals	278	13	9	237	7	20	7	571	



**TENNESSEE COUNCIL OF JUVENILE AND FAMILY COURT JUDGES
2008 SMITH COUNTY JUVENILE COURT STATISTICAL DATA**

Referrals by Class and Type Of Offense by Race and Sex for CY 2008

	White Male	African American Male	Other Race Male	White Female	African American Female	Other Race Female	Unknown Race or Sex	Total
<u>Offenses Against Persons</u>								
Assault	4	0	1	3	0	1	0	9
Aggravated Sexual Battery	2	0	0	0	0	0	0	2
Other Sexual Offenses	1	0	0	0	0	0	0	1
Criminal Homicide	0	0	0	0	0	0	0	0
1st Degree Murder	0	0	0	0	0	0	0	0
2nd Degree Murder	0	0	0	0	0	0	0	0
Aggravated Rape	0	0	0	0	0	0	0	0
Rape of a Child	0	0	0	0	0	0	0	0
Aggravated Vehicular Homicide	0	0	0	0	0	0	0	0
Esp. Aggravated Robbery	0	0	0	0	0	0	0	0
Esp. Aggravated Kidnapping	0	0	0	0	0	0	0	0
Aggravated Robbery	0	0	0	0	0	0	0	0
Aggravated Kidnapping	0	0	0	0	0	0	0	0
Aggravated Child Abuse / Neglect	0	0	0	0	0	0	0	0
Rape	0	0	0	0	0	0	0	0
Voluntary Manslaughter	0	0	0	0	0	0	0	0
Vehicular Homicide	0	0	0	0	0	0	0	0
Sexual Abuse of a Child	0	0	0	0	0	0	0	0
Aggravated Assault	0	0	0	0	0	0	0	0
Robbery	0	0	0	0	0	0	0	0
Criminally Negligent Homicide	0	0	0	0	0	0	0	0
Attempted Crime Against a Person	0	0	0	0	0	0	0	0
Reckless Endangerment	0	0	0	0	0	0	0	0
Totals	7	0	1	3	0	1	0	12
<u>Offenses Against Property</u>								
Theft of Property	8	0	0	1	0	0	0	9
Vandalism	4	0	1	3	0	0	0	8
Arson	4	0	0	0	0	0	0	4
Burglary	1	0	1	0	0	0	0	2
Aggravated Arson	0	0	0	0	0	0	0	0
Aggravated Burglary	0	0	0	0	0	0	0	0
Forgery	0	0	0	0	0	0	0	0
Worthless Checks	0	0	0	0	0	0	0	0
Illegal Poss/Use of Credit/Debit Cards	0	0	0	0	0	0	0	0
Unauthorized Use of a Vehicle	0	0	0	0	0	0	0	0
Cruelty to Animals	0	0	0	0	0	0	0	0
Totals	17	0	2	4	0	0	0	23

**TENNESSEE COUNCIL OF JUVENILE AND FAMILY COURT JUDGES
2008 SMITH COUNTY JUVENILE COURT STATISTICAL DATA**

Referrals by Class and Type Of Offense by Race and Sex for CY 2008

	White Male	African American Male	Other Race Male	White Female	African American Female	Other Race Female	Unknown Race or Sex	Total
<u>Illegal Conduct</u>								
Traffic	31	0	1	9	2	0	1	44
Possession/Consumption of Alcohol	12	0	0	8	1	0	0	21
Possession of Controlled Substances	16	0	0	4	0	0	0	20
Violation of Probation	9	1	1	3	0	0	0	14
Disorderly Conduct	3	0	0	1	0	0	0	4
Other Drug Offenses	3	0	0	0	0	0	0	3
Driving Under Influence (DUI)	1	0	0	2	0	0	0	3
Resist Stop/Frisk/Halt/Arrest/Search	2	0	0	0	0	0	0	2
Carrying Weapons on School Property	1	0	0	0	0	0	0	1
Unlawful Carrying / Poss of a Weapon	1	0	0	0	0	0	0	1
Criminal Trespass	1	0	0	0	0	0	0	1
Public Intoxication	1	0	0	0	0	0	0	1
Sale of Controlled Substances	0	0	0	0	0	0	0	0
Criminal Attempt	0	0	0	0	0	0	0	0
Evading Arrest	0	0	0	0	0	0	0	0
Escape	0	0	0	0	0	0	0	0
Aggravated Criminal Trespass	0	0	0	0	0	0	0	0
Harassment	0	0	0	0	0	0	0	0
Failure to Appear	0	0	0	0	0	0	0	0
Filing a False Police Report	0	0	0	0	0	0	0	0
Criminal Impersonation	0	0	0	0	0	0	0	0
Gambling	0	0	0	0	0	0	0	0
Local Ordinances	0	0	0	0	0	0	0	0
Violation of Wildlife Regulations	0	0	0	0	0	0	0	0
Contempt of Court	0	0	0	0	0	0	0	0
Violation of Aftercare	0	0	0	0	0	0	0	0
Totals	81	1	2	27	3	0	1	115
<u>Status Offenses</u>								
Unruly Behavior	8	0	1	5	0	0	0	14
Violation of Curfew	6	0	1	4	0	0	0	11
Truancy	6	0	0	3	0	0	0	9
Possession of Tobacco Products	5	0	0	1	0	0	0	6
In-State Runaway	1	1	1	1	0	0	0	4
Out-of-State Runaway	0	0	0	1	0	0	0	1
Violation of a Valid Court Order	0	0	0	1	0	0	0	1
Totals	26	1	3	16	0	0	0	46
<u>Dependency/Neglect</u>								
Dependency / Neglect	14	2	1	29	0	2	2	50
Termination of Parental Rights	8	0	0	6	0	0	0	14
Sexually Abused Child	0	0	0	0	0	0	0	0
Physically Abused Child	0	0	0	0	0	0	0	0
Totals	22	2	1	35	0	2	2	64

**TENNESSEE COUNCIL OF JUVENILE AND FAMILY COURT JUDGES
2008 SMITH COUNTY JUVENILE COURT STATISTICAL DATA**

Referrals by Class and Type Of Offense by Race and Sex for CY 2008

	White Male	African American Male	Other Race Male	White Female	African American Female	Other Race Female	Unknown Race or Sex	Total
<u>Other Violation Proceedings</u>								
Violation of Pretrial Diversion	0	0	0	0	0	0	0	0
Violation of Informal Adjustment	0	0	0	0	0	0	0	0
Totals	0	0	0	0	0	0	0	0
<u>Parentage</u>								
Custody	1	0	0	4	0	0	0	5
Paternity / Legitimation	1	0	0	1	0	0	0	2
Visitation	0	0	0	0	0	0	0	0
Child Support	0	0	0	0	0	0	0	0
Totals	2	0	0	5	0	0	0	7
<u>Special Proceedings</u>								
Judicial Review	118	8	0	143	3	17	4	293
Administrative Review	0	0	0	0	0	0	0	0
Foster Care Review	0	0	0	0	0	0	0	0
Request for Medical Treatment	0	0	0	0	0	0	0	0
Consent to Marry	0	0	0	0	0	0	0	0
Totals	118	8	0	143	3	17	4	293
<u>Other</u>								
Other	5	1	0	4	1	0	0	11
Totals	5	1	0	4	1	0	0	11
All Referral Totals	278	13	9	237	7	20	7	571

**TENNESSEE COUNCIL OF JUVENILE AND FAMILY COURT JUDGES
2008 SMITH COUNTY JUVENILE COURT STATISTICAL DATA**

Referral Reasons by Type of Offense, Race and Sex for CY 2008

	White Male	African American Male	Other Race Male	White Female	African American Female	Other Race Female	Unknown Race or Sex	Total
Delinquent								
Traffic	31	0	1	9	2	0	1	44
Possession/Consumption of Alcohol	12	0	0	8	1	0	0	21
Possession of Controlled Substances	16	0	0	4	0	0	0	20
Violation of Probation	9	1	1	3	0	0	0	14
Assault	4	0	1	3	0	1	0	9
Theft of Property	8	0	0	1	0	0	0	9
Vandalism	4	0	1	3	0	0	0	8
Arson	4	0	0	0	0	0	0	4
Disorderly Conduct	3	0	0	1	0	0	0	4
Other Drug Offenses	3	0	0	0	0	0	0	3
Driving Under Influence (DUI)	1	0	0	2	0	0	0	3
Aggravated Sexual Battery	2	0	0	0	0	0	0	2
Burglary	1	0	1	0	0	0	0	2
Resist Stop/Frisk/Halt/Arrest/Search	2	0	0	0	0	0	0	2
Other Sexual Offenses	1	0	0	0	0	0	0	1
Carrying Weapons on School Property	1	0	0	0	0	0	0	1
Unlawful Carrying / Poss of a Weapon	1	0	0	0	0	0	0	1
Criminal Trespass	1	0	0	0	0	0	0	1
Public Intoxication	1	0	0	0	0	0	0	1
Criminal Homicide	0	0	0	0	0	0	0	0
1st Degree Murder	0	0	0	0	0	0	0	0
2nd Degree Murder	0	0	0	0	0	0	0	0
Aggravated Rape	0	0	0	0	0	0	0	0
Rape of a Child	0	0	0	0	0	0	0	0
Aggravated Vehicular Homicide	0	0	0	0	0	0	0	0
Esp. Aggravated Robbery	0	0	0	0	0	0	0	0
Esp. Aggravated Kidnapping	0	0	0	0	0	0	0	0
Aggravated Robbery	0	0	0	0	0	0	0	0
Aggravated Kidnapping	0	0	0	0	0	0	0	0
Aggravated Child Abuse / Neglect	0	0	0	0	0	0	0	0
Rape	0	0	0	0	0	0	0	0
Voluntary Manslaughter	0	0	0	0	0	0	0	0
Vehicular Homicide	0	0	0	0	0	0	0	0
Sexual Abuse of a Child	0	0	0	0	0	0	0	0
Aggravated Assault	0	0	0	0	0	0	0	0
Robbery	0	0	0	0	0	0	0	0
Criminally Negligent Homicide	0	0	0	0	0	0	0	0
Attempted Crime Against a Person	0	0	0	0	0	0	0	0
Reckless Endangerment	0	0	0	0	0	0	0	0
Aggravated Arson	0	0	0	0	0	0	0	0
Aggravated Burglary	0	0	0	0	0	0	0	0
Forgery	0	0	0	0	0	0	0	0
Worthless Checks	0	0	0	0	0	0	0	0
Illegal Poss/Use of Credit/Debit Cards	0	0	0	0	0	0	0	0
Unauthorized Use of a Vehicle	0	0	0	0	0	0	0	0
Cruelty to Animals	0	0	0	0	0	0	0	0
Sale of Controlled Substances	0	0	0	0	0	0	0	0
Criminal Attempt	0	0	0	0	0	0	0	0
Evading Arrest	0	0	0	0	0	0	0	0
Escape	0	0	0	0	0	0	0	0
Aggravated Criminal Trespass	0	0	0	0	0	0	0	0
Harassment	0	0	0	0	0	0	0	0

**TENNESSEE COUNCIL OF JUVENILE AND FAMILY COURT JUDGES
2008 SMITH COUNTY JUVENILE COURT STATISTICAL DATA**

Referral Reasons by Type of Offense, Race and Sex for CY 2008

	White Male	African American Male	Other Race Male	White Female	African American Female	Other Race Female	Unknown Race or Sex	Total
<u>Delinquent</u>								
Failure to Appear	0	0	0	0	0	0	0	0
Filing a False Police Report	0	0	0	0	0	0	0	0
Criminal Impersonation	0	0	0	0	0	0	0	0
Gambling	0	0	0	0	0	0	0	0
Local Ordinances	0	0	0	0	0	0	0	0
Violation of Wildlife Regulations	0	0	0	0	0	0	0	0
Contempt of Court	0	0	0	0	0	0	0	0
Violation of Aftercare	0	0	0	0	0	0	0	0
Totals	105	1	5	34	3	1	1	150
<u>Status</u>								
Unruly Behavior	8	0	1	5	0	0	0	14
Violation of Curfew	6	0	1	4	0	0	0	11
Truancy	6	0	0	3	0	0	0	9
Possession of Tobacco Products	5	0	0	1	0	0	0	6
In-State Runaway	1	1	1	1	0	0	0	4
Out-of-State Runaway	0	0	0	1	0	0	0	1
Violation of a Valid Court Order	0	0	0	1	0	0	0	1
Totals	26	1	3	16	0	0	0	46
<u>Dependency and Neglect</u>								
Dependency / Neglect	14	2	1	29	0	2	2	50
Termination of Parental Rights	8	0	0	6	0	0	0	14
Sexually Abused Child	0	0	0	0	0	0	0	0
Physically Abused Child	0	0	0	0	0	0	0	0
Totals	22	2	1	35	0	2	2	64
<u>Other Violations</u>								
Violation of Pretrial Diversion	0	0	0	0	0	0	0	0
Violation of Informal Adjustment	0	0	0	0	0	0	0	0
Totals	0	0	0	0	0	0	0	0
<u>Special Proceedings</u>								
Judicial Review	118	8	0	143	3	17	4	293
Custody	1	0	0	4	0	0	0	5
Paternity / Legitimation	1	0	0	1	0	0	0	2
Administrative Review	0	0	0	0	0	0	0	0
Foster Care Review	0	0	0	0	0	0	0	0
Visitation	0	0	0	0	0	0	0	0
Child Support	0	0	0	0	0	0	0	0
Request for Medical Treatment	0	0	0	0	0	0	0	0
Consent to Marry	0	0	0	0	0	0	0	0
Totals	120	8	0	148	3	17	4	300
<u>Other</u>								
Other	5	1	0	4	1	0	0	11
Totals	5	1	0	4	1	0	0	11
All Referral Totals	278	13	9	237	7	20	7	571

**TENNESSEE COUNCIL OF JUVENILE AND FAMILY COURT JUDGES
2008 SMITH COUNTY JUVENILE COURT STATISTICAL DATA**

Top 4 Referral Reasons by Race and Sex for CY 2008

Sex	Race	Referral Reason	Total
Male			
	White	1. Judicial Review	118
		2. Traffic	31
		3. Possession of Controlled Substances	16
		4. Dependency / Neglect	14
	African American	1. Judicial Review	8
		2. Dependency / Neglect	2
		3. In-State Runaway	1
		4. Other	1
	Other Race	1. In-State Runaway	1
		2. Assault	1
		3. Dependency / Neglect	1
		4. Traffic	1
Female			
	White	1. Judicial Review	143
		2. Dependency / Neglect	29
		3. Traffic	9
		4. Possession/Consumption of Alcohol	8
	African American	1. Judicial Review	3
		2. Traffic	2
		3. Other	1
		4. Possession/Consumption of Alcohol	1
	Other Race	1. Judicial Review	17
		2. Dependency / Neglect	2
		3. Assault	1
Unknown			
	Unknown	1. Judicial Review	4
		2. Dependency / Neglect	2
		3. Traffic	1

**TENNESSEE COUNCIL OF JUVENILE AND FAMILY COURT JUDGES
2008 SMITH COUNTY JUVENILE COURT STATISTICAL DATA**

Top 4 Referral Reasons by Race and Sex and by Type of Offense for CY 2008

Sex	Race	Referral Type	Referral Reason	Total
Male	White	Delinquent	1. Traffic	31
			2. Possession of Controlled Substances	16
			3. Possession/Consumption of Alcohol	12
			4. Violation of Probation	9
		Status	1. Unruly Behavior	8
			2. Violation of Curfew	6
			3. Truancy	6
		Dependency and Neglect	4. Possession of Tobacco Products	5
			1. Dependency / Neglect	14
		Special Proceedings	2. Termination of Parental Rights	8
			1. Judicial Review	118
			2. Custody	1
		Other	3. Paternity / Legitimation	1
			1. Other	5
Male	African American	Delinquent	1. Violation of Probation	1
		Status	1. In-State Runaway	1
		Dependency and Neglect	1. Dependency / Neglect	2
		Special Proceedings	1. Judicial Review	8
		Other	1. Other	1
Male	Other Race	Delinquent	1. Traffic	1
			2. Assault	1
			3. Vandalism	1
			4. Violation of Probation	1
		Status	1. In-State Runaway	1
			2. Unruly Behavior	1
		Dependency and Neglect	3. Violation of Curfew	1
			1. Dependency / Neglect	1
Female	White	Delinquent	1. Traffic	9
			2. Possession/Consumption of Alcohol	8
			3. Possession of Controlled Substances	4
			4. Vandalism	3
		Status	1. Unruly Behavior	5
			2. Violation of Curfew	4
			3. Truancy	3
		Dependency and Neglect	4. Possession of Tobacco Products	1
			1. Dependency / Neglect	29
		Special Proceedings	2. Termination of Parental Rights	6
			1. Judicial Review	143
			2. Custody	4
		Other	3. Paternity / Legitimation	1
1. Other	4			
Female	African American	Delinquent	1. Traffic	2
			2. Possession/Consumption of Alcohol	1
		Special Proceedings	1. Judicial Review	3
		Other	1. Other	1
Female	Other Race	Delinquent	1. Assault	1
		Dependency and Neglect	1. Dependency / Neglect	2
		Special Proceedings	1. Judicial Review	17

**TENNESSEE COUNCIL OF JUVENILE AND FAMILY COURT JUDGES
2008 SMITH COUNTY JUVENILE COURT STATISTICAL DATA**

Top 4 Referral Reasons by Race and Sex and by Type of Offense for CY 2008

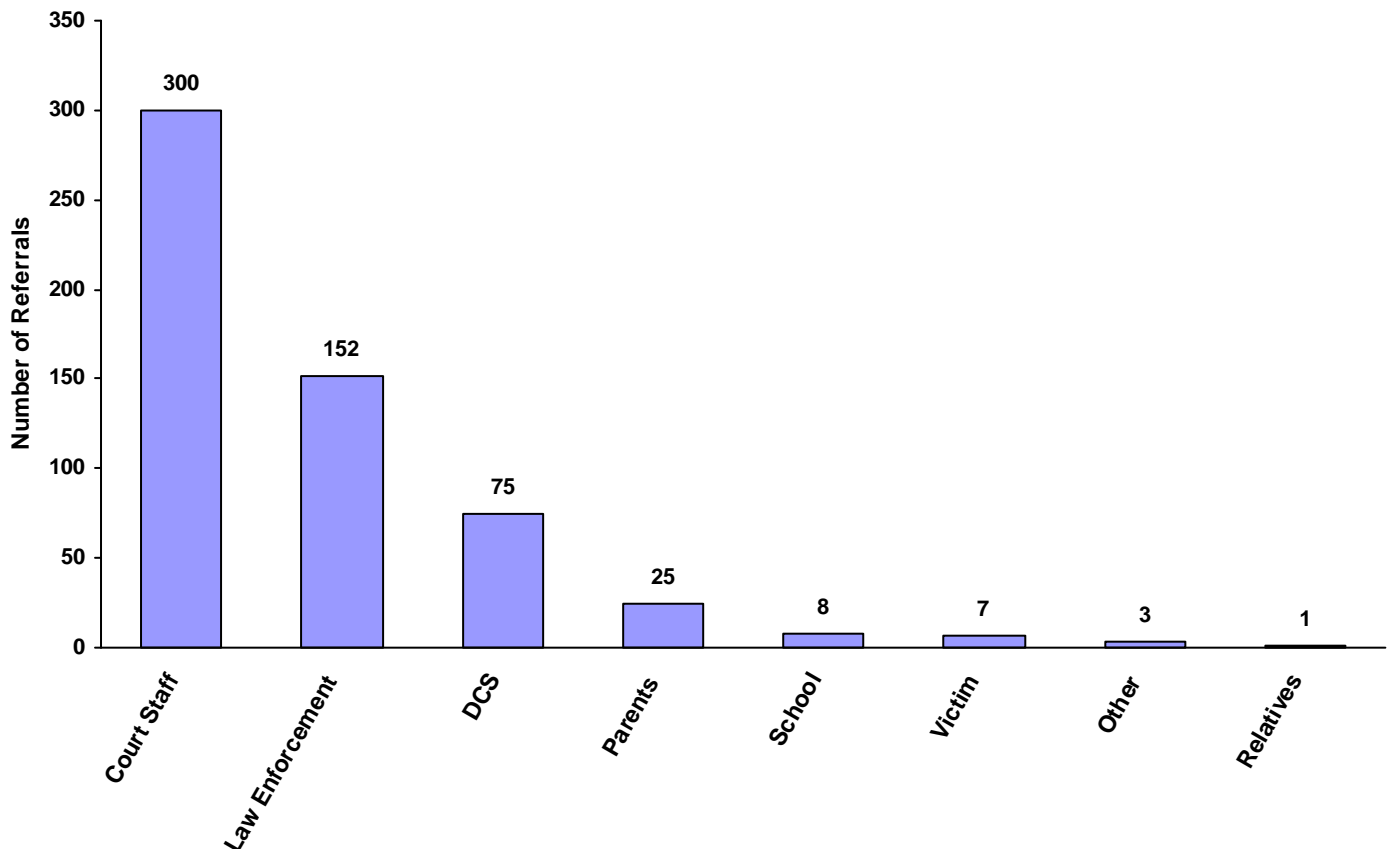
Sex	Race	Referral Type	Referral Reason	Total
Unknown	Unknown	Delinquent	1. Traffic	1
		Dependency and Neglect	1. Dependency / Neglect	2
		Special Proceedings	1. Judicial Review	4

**TENNESSEE COUNCIL OF JUVENILE AND FAMILY COURT JUDGES
2008 SMITH COUNTY JUVENILE COURT STATISTICAL DATA**

Source of Referrals by Race and Sex for CY 2008

	White Male	African American Male	Other Race Male	White Female	African American Female	Other Race Female	Unknown Race or Sex	Total	% of Total Referrals
Law Enforcement	109	1	5	33	3	0	1	152	26.62%
Parents	10	0	1	14	0	0	0	25	4.38%
Relatives	1	0	0	0	0	0	0	1	0.18%
Self	0	0	0	0	0	0	0	0	0.00%
School	5	0	0	3	0	0	0	8	1.40%
CSA	0	0	0	0	0	0	0	0	0.00%
DCS	27	2	1	41	0	2	2	75	13.13%
Other State Department	0	0	0	0	0	0	0	0	0.00%
District Attorney's Office	0	0	0	0	0	0	0	0	0.00%
Court Staff	122	9	1	144	3	17	4	300	52.54%
Social Agency	0	0	0	0	0	0	0	0	0.00%
Other Court	0	0	0	0	0	0	0	0	0.00%
Victim	4	0	1	1	0	1	0	7	1.23%
Child & Parent	0	0	0	0	0	0	0	0	0.00%
Hospital	0	0	0	0	0	0	0	0	0.00%
Unknown	0	0	0	0	0	0	0	0	0.00%
Other	0	1	0	1	1	0	0	3	0.53%
Totals	278	13	9	237	7	20	7	571	

Total Source of Referrals



**TENNESSEE COUNCIL OF JUVENILE AND FAMILY COURT JUDGES
2008 SMITH COUNTY JUVENILE COURT STATISTICAL DATA**

Six Most Frequent Referral Reasons by Source, Race and Sex for CY 2008

	White Male	African American Male	Other Race Male	White Female	African American Female	Other Race Female	Unknown Race or Sex	Total
<u>Law Enforcement</u>								
1. Traffic	31	0	1	9	2	0	1	44
2. Possession / Consumption of Alcohol	12	0	0	8	1	0	0	21
3. Possession of Controlled Substances	16	0	0	4	0	0	0	20
4. Violation of Curfew	6	0	1	4	0	0	0	11
5. Theft of Property	8	0	0	1	0	0	0	9
6. Vandalism	4	0	1	2	0	0	0	7
<u>Parents</u>								
1. Unruly Behavior	6	0	1	4	0	0	0	11
2. Custody	1	0	0	3	0	0	0	4
3. Other	1	0	0	2	0	0	0	3
4. Assault	0	0	0	2	0	0	0	2
5. Paternity / Legitimation	1	0	0	1	0	0	0	2
6. In-State Runaway	0	0	0	1	0	0	0	1
<u>Relatives</u>								
1. Termination of Parental Rights	1	0	0	0	0	0	0	1
2. NO REFERRAL SUBMITTED	0	0	0	0	0	0	0	0
<u>Self</u>								
1. NO REFERRAL SUBMITTED	0	0	0	0	0	0	0	0
<u>School</u>								
1. Truancy	4	0	0	3	0	0	0	7
2. Judicial Review	1	0	0	0	0	0	0	1
3. NO REFERRAL SUBMITTED	0	0	0	0	0	0	0	0
<u>Community Service Agencies</u>								
1. NO REFERRAL SUBMITTED	0	0	0	0	0	0	0	0
<u>Department of Children's Services</u>								
1. Dependency / Neglect	14	2	1	29	0	2	2	50
2. Termination of Parental Rights	7	0	0	6	0	0	0	13
3. Other	2	0	0	2	0	0	0	4
4. Violation of Probation	3	0	0	1	0	0	0	4
5. Judicial Review	1	0	0	2	0	0	0	3
6. Unruly Behavior	0	0	0	1	0	0	0	1
<u>Other State Department</u>								
1. NO REFERRAL SUBMITTED	0	0	0	0	0	0	0	0
<u>District Attorney's Office</u>								
1. NO REFERRAL SUBMITTED	0	0	0	0	0	0	0	0

**TENNESSEE COUNCIL OF JUVENILE AND FAMILY COURT JUDGES
2008 SMITH COUNTY JUVENILE COURT STATISTICAL DATA**

Six Most Frequent Referral Reasons by Source, Race and Sex for CY 2008

	White Male	African American Male	Other Race Male	White Female	African American Female	Other Race Female	Unknown Race or Sex	Total
<u>Court Staff</u>								
1. Judicial Review	116	8	0	141	3	17	4	289
2. Violation of Probation	5	1	1	2	0	0	0	9
3. Truancy	1	0	0	0	0	0	0	1
4. Violation of a Valid Court Order	0	0	0	1	0	0	0	1
<u>Social Agency</u>								
1. NO REFERRAL SUBMITTED	0	0	0	0	0	0	0	0
<u>Other Court</u>								
1. NO REFERRAL SUBMITTED	0	0	0	0	0	0	0	0
<u>Victim</u>								
1. Assault	2	0	1	0	0	1	0	4
2. Criminal Trespass	1	0	0	0	0	0	0	1
3. Other Sexual Offenses	1	0	0	0	0	0	0	1
4. Vandalism	0	0	0	1	0	0	0	1
5. NO REFERRAL SUBMITTED	0	0	0	0	0	0	0	0
<u>Child & Parent</u>								
1. NO REFERRAL SUBMITTED	0	0	0	0	0	0	0	0
<u>Hospital</u>								
1. NO REFERRAL SUBMITTED	0	0	0	0	0	0	0	0
<u>Unknown</u>								
1. NO REFERRAL SUBMITTED	0	0	0	0	0	0	0	0
<u>Other</u>								
1. Other	0	1	0	0	1	0	0	2
2. Custody	0	0	0	1	0	0	0	1
3. NO REFERRAL SUBMITTED	0	0	0	0	0	0	0	0

**TENNESSEE COUNCIL OF JUVENILE AND FAMILY COURT JUDGES
2008 SMITH COUNTY JUVENILE COURT STATISTICAL DATA**

Source of Referrals by Type of Offense, Race and Sex for CY 2008

	White Male	African American Male	Other Race Male	White Female	African American Female	Other Race Female	Unknown Race or Sex	Total
<u>Delinquent</u>								
Law Enforcement	93	0	3	28	3	0	1	128
Court Staff	5	1	1	2	0	0	0	9
Victim	4	0	1	1	0	1	0	7
DCS	3	0	0	1	0	0	0	4
Parents	0	0	0	2	0	0	0	2
Child & Parent	0	0	0	0	0	0	0	0
CSA	0	0	0	0	0	0	0	0
District Attorney's Office	0	0	0	0	0	0	0	0
Hospital	0	0	0	0	0	0	0	0
Other	0	0	0	0	0	0	0	0
Other Court	0	0	0	0	0	0	0	0
Other State Department	0	0	0	0	0	0	0	0
Relatives	0	0	0	0	0	0	0	0
School	0	0	0	0	0	0	0	0
Self	0	0	0	0	0	0	0	0
Social Agency	0	0	0	0	0	0	0	0
Unknown	0	0	0	0	0	0	0	0
Totals	105	1	5	34	3	1	1	150

<u>Status/Unruly</u>								
Law Enforcement	14	1	2	5	0	0	0	22
Parents	7	0	1	6	0	0	0	14
School	4	0	0	3	0	0	0	7
Court Staff	1	0	0	1	0	0	0	2
DCS	0	0	0	1	0	0	0	1
Child & Parent	0	0	0	0	0	0	0	0
CSA	0	0	0	0	0	0	0	0
District Attorney's Office	0	0	0	0	0	0	0	0
Hospital	0	0	0	0	0	0	0	0
Other	0	0	0	0	0	0	0	0
Other Court	0	0	0	0	0	0	0	0
Other State Department	0	0	0	0	0	0	0	0
Relatives	0	0	0	0	0	0	0	0
Self	0	0	0	0	0	0	0	0
Social Agency	0	0	0	0	0	0	0	0
Unknown	0	0	0	0	0	0	0	0
Victim	0	0	0	0	0	0	0	0
Totals	26	1	3	16	0	0	0	46

**TENNESSEE COUNCIL OF JUVENILE AND FAMILY COURT JUDGES
2008 SMITH COUNTY JUVENILE COURT STATISTICAL DATA**

Source of Referrals by Type of Offense, Race and Sex for CY 2008

	White Male	African American Male	Other Race Male	White Female	African American Female	Other Race Female	Unknown Race or Sex	Total
<u>Dependency and Neglect</u>								
DCS	21	2	1	35	0	2	2	63
Relatives	1	0	0	0	0	0	0	1
Child & Parent	0	0	0	0	0	0	0	0
Court Staff	0	0	0	0	0	0	0	0
CSA	0	0	0	0	0	0	0	0
District Attorney's Office	0	0	0	0	0	0	0	0
Hospital	0	0	0	0	0	0	0	0
Law Enforcement	0	0	0	0	0	0	0	0
Other	0	0	0	0	0	0	0	0
Other Court	0	0	0	0	0	0	0	0
Other State Department	0	0	0	0	0	0	0	0
Parents	0	0	0	0	0	0	0	0
School	0	0	0	0	0	0	0	0
Self	0	0	0	0	0	0	0	0
Social Agency	0	0	0	0	0	0	0	0
Unknown	0	0	0	0	0	0	0	0
Victim	0	0	0	0	0	0	0	0
Totals	22	2	1	35	0	2	2	64

<u>Other Violations</u>								
Child & Parent	0	0	0	0	0	0	0	0
Court Staff	0	0	0	0	0	0	0	0
CSA	0	0	0	0	0	0	0	0
DCS	0	0	0	0	0	0	0	0
District Attorney's Office	0	0	0	0	0	0	0	0
Hospital	0	0	0	0	0	0	0	0
Law Enforcement	0	0	0	0	0	0	0	0
Other	0	0	0	0	0	0	0	0
Other Court	0	0	0	0	0	0	0	0
Other State Department	0	0	0	0	0	0	0	0
Parents	0	0	0	0	0	0	0	0
Relatives	0	0	0	0	0	0	0	0
School	0	0	0	0	0	0	0	0
Self	0	0	0	0	0	0	0	0
Social Agency	0	0	0	0	0	0	0	0
Unknown	0	0	0	0	0	0	0	0
Victim	0	0	0	0	0	0	0	0
Totals	0	0	0	0	0	0	0	0

**TENNESSEE COUNCIL OF JUVENILE AND FAMILY COURT JUDGES
2008 SMITH COUNTY JUVENILE COURT STATISTICAL DATA**

Source of Referrals by Type of Offense, Race and Sex for CY 2008

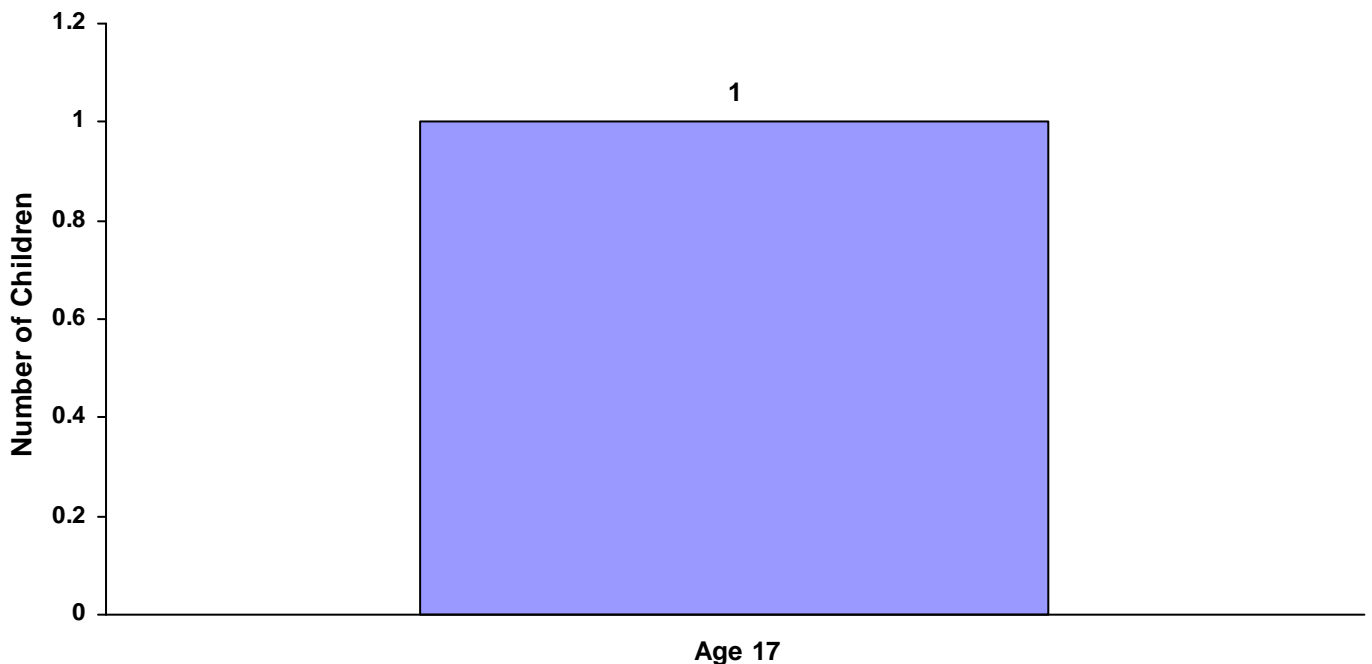
	White Male	African American Male	Other Race Male	White Female	African American Female	Other Race Female	Unknown Race or Sex	Total
<u>Special Proceedings</u>								
Court Staff	116	8	0	141	3	17	4	289
Parents	2	0	0	4	0	0	0	6
DCS	1	0	0	2	0	0	0	3
Other	0	0	0	1	0	0	0	1
School	1	0	0	0	0	0	0	1
Child & Parent	0	0	0	0	0	0	0	0
CSA	0	0	0	0	0	0	0	0
District Attorney's Office	0	0	0	0	0	0	0	0
Hospital	0	0	0	0	0	0	0	0
Law Enforcement	0	0	0	0	0	0	0	0
Other Court	0	0	0	0	0	0	0	0
Other State Department	0	0	0	0	0	0	0	0
Relatives	0	0	0	0	0	0	0	0
Self	0	0	0	0	0	0	0	0
Social Agency	0	0	0	0	0	0	0	0
Unknown	0	0	0	0	0	0	0	0
Victim	0	0	0	0	0	0	0	0
Totals	120	8	0	148	3	17	4	300
<u>Other</u>								
DCS	2	0	0	2	0	0	0	4
Parents	1	0	0	2	0	0	0	3
Law Enforcement	2	0	0	0	0	0	0	2
Other	0	1	0	0	1	0	0	2
Child & Parent	0	0	0	0	0	0	0	0
Court Staff	0	0	0	0	0	0	0	0
CSA	0	0	0	0	0	0	0	0
District Attorney's Office	0	0	0	0	0	0	0	0
Hospital	0	0	0	0	0	0	0	0
Other Court	0	0	0	0	0	0	0	0
Other State Department	0	0	0	0	0	0	0	0
Relatives	0	0	0	0	0	0	0	0
School	0	0	0	0	0	0	0	0
Self	0	0	0	0	0	0	0	0
Social Agency	0	0	0	0	0	0	0	0
Unknown	0	0	0	0	0	0	0	0
Victim	0	0	0	0	0	0	0	0
Totals	5	1	0	4	1	0	0	11
All Referral Source Totals	278	13	9	237	7	20	7	571

**TENNESSEE COUNCIL OF JUVENILE AND FAMILY COURT JUDGES
2008 SMITH COUNTY JUVENILE COURT STATISTICAL DATA**

**Children Referred for Unlawful Carrying/Possession of a Weapon for CY 2008
Total Children = 240**

	White Male	African American Male	Other Race Male	White Female	African American Female	Other Race Female	Unknown Race or Sex	Total	% of All Children Referred
Age Under 1	0	0	0	0	0	0	0	0	0.00%
Age 1	0	0	0	0	0	0	0	0	0.00%
Age 2	0	0	0	0	0	0	0	0	0.00%
Age 3	0	0	0	0	0	0	0	0	0.00%
Age 4	0	0	0	0	0	0	0	0	0.00%
Age 5	0	0	0	0	0	0	0	0	0.00%
Age 6	0	0	0	0	0	0	0	0	0.00%
Age 7	0	0	0	0	0	0	0	0	0.00%
Age 8	0	0	0	0	0	0	0	0	0.00%
Age 9	0	0	0	0	0	0	0	0	0.00%
Age 10	0	0	0	0	0	0	0	0	0.00%
Age 11	0	0	0	0	0	0	0	0	0.00%
Age 12	0	0	0	0	0	0	0	0	0.00%
Age 13	0	0	0	0	0	0	0	0	0.00%
Age 14	0	0	0	0	0	0	0	0	0.00%
Age 15	0	0	0	0	0	0	0	0	0.00%
Age 16	0	0	0	0	0	0	0	0	0.00%
Age 17	1	0	0	0	0	0	0	1	0.42%
Age 18	0	0	0	0	0	0	0	0	0.00%
Age 19 and Over	0	0	0	0	0	0	0	0	0.00%
Totals	1	0	0	0	0	0	0	1	

Total Children Referred for Unlawfully Carrying/Possessing Weapons



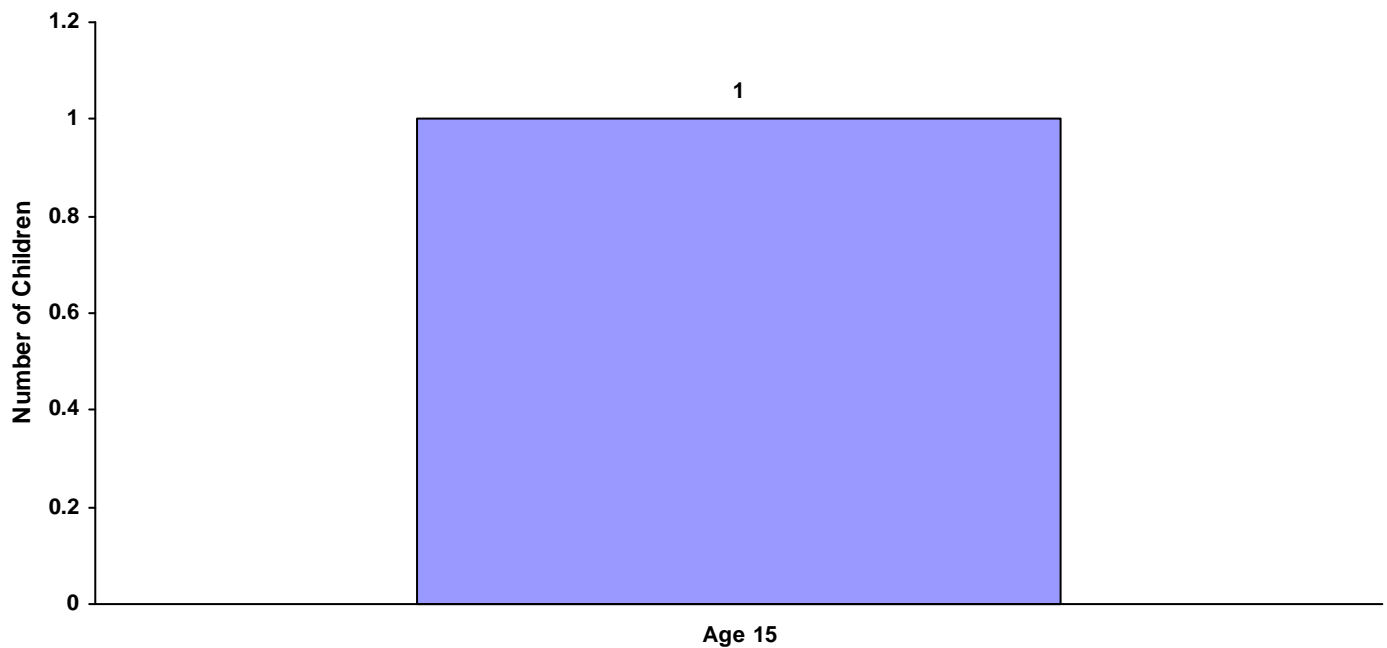
**TENNESSEE COUNCIL OF JUVENILE AND FAMILY COURT JUDGES
2008 SMITH COUNTY JUVENILE COURT STATISTICAL DATA**

Children Referred for Carrying Weapons on School Property for CY 2008

Total Children = 240

	White Male	African American Male	Other Race Male	White Female	African American Female	Other Race Female	Unknown Race or Sex	Total	% of Children Referred
Age Under 1	0	0	0	0	0	0	0	0	0.00%
Age 1	0	0	0	0	0	0	0	0	0.00%
Age 2	0	0	0	0	0	0	0	0	0.00%
Age 3	0	0	0	0	0	0	0	0	0.00%
Age 4	0	0	0	0	0	0	0	0	0.00%
Age 5	0	0	0	0	0	0	0	0	0.00%
Age 6	0	0	0	0	0	0	0	0	0.00%
Age 7	0	0	0	0	0	0	0	0	0.00%
Age 8	0	0	0	0	0	0	0	0	0.00%
Age 9	0	0	0	0	0	0	0	0	0.00%
Age 10	0	0	0	0	0	0	0	0	0.00%
Age 11	0	0	0	0	0	0	0	0	0.00%
Age 12	0	0	0	0	0	0	0	0	0.00%
Age 13	0	0	0	0	0	0	0	0	0.00%
Age 14	0	0	0	0	0	0	0	0	0.00%
Age 15	1	0	0	0	0	0	0	1	0.42%
Age 16	0	0	0	0	0	0	0	0	0.00%
Age 17	0	0	0	0	0	0	0	0	0.00%
Age 18	0	0	0	0	0	0	0	0	0.00%
Age 19 and Over	0	0	0	0	0	0	0	0	0.00%
Totals	1	0	0	0	0	0	0	1	

Total Children Referred for Carrying Weapons on School Property

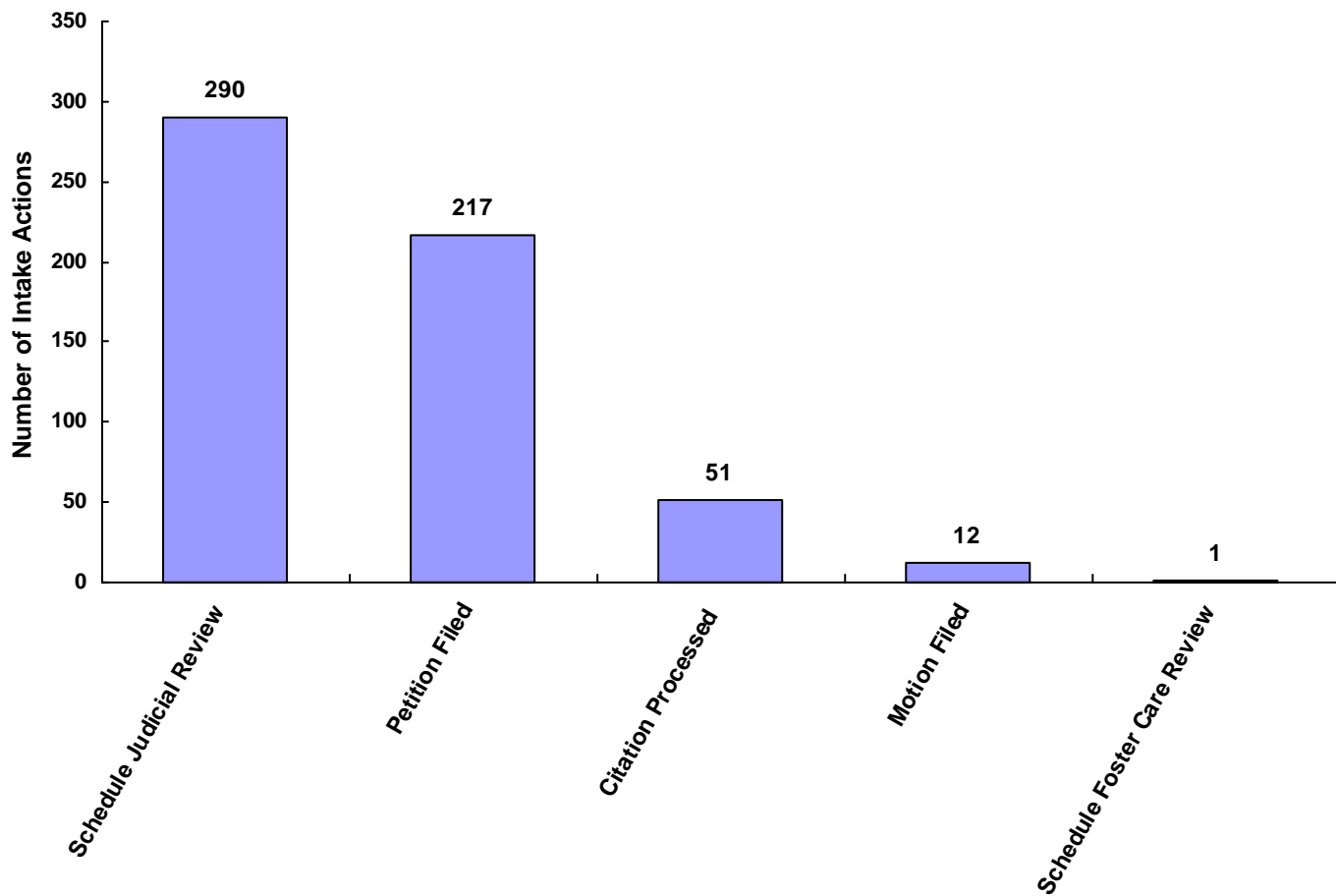


**TENNESSEE COUNCIL OF JUVENILE AND FAMILY COURT JUDGES
2008 SMITH COUNTY JUVENILE COURT STATISTICAL DATA**

Intake Actions at Referral by Race and Sex for CY 2008

	White Male	African American Male	Other Race Male	White Female	African American Female	Other Race Female	Unknown Race or Sex	Total	% of Total Referrals
Petition Filed	126	3	6	74	3	3	2	217	38.00%
Motion Filed	4	1	0	6	1	0	0	12	2.10%
Citation Processed	30	1	3	16	0	0	1	51	8.93%
Paternity Processed Notice	0	0	0	0	0	0	0	0	0.00%
Schedule Judicial Review	117	8	0	141	3	17	4	290	50.79%
Schedule Admin Review	0	0	0	0	0	0	0	0	0.00%
Schedule Foster Care Review	1	0	0	0	0	0	0	1	0.18%
Unknown	0	0	0	0	0	0	0	0	0.00%
Does Not Apply	0	0	0	0	0	0	0	0	0.00%
Other	0	0	0	0	0	0	0	0	0.00%
Totals	278	13	9	237	7	20	7	571	

Total Intake Actions at Referral



**TENNESSEE COUNCIL OF JUVENILE AND FAMILY COURT JUDGES
2008 SMITH COUNTY JUVENILE COURT STATISTICAL DATA**

Intake Actions of Referrals by Class of Offense, Race and Sex for CY 2008

	White Male	African American Male	Other Race Male	White Female	African American Female	Other Race Female	Unknown Race or Sex	Total
<u>Offenses Against Persons</u>								
Petition Filed	7	0	1	3	0	1	0	12
Motion Filed	0	0	0	0	0	0	0	0
Citation Processed	0	0	0	0	0	0	0	0
Notification of Paternity Processed	0	0	0	0	0	0	0	0
Scheduling of Judicial Review	0	0	0	0	0	0	0	0
Scheduling of Administrative Review	0	0	0	0	0	0	0	0
Scheduling of Foster Care Review	0	0	0	0	0	0	0	0
Unknown	0	0	0	0	0	0	0	0
Does Not Apply	0	0	0	0	0	0	0	0
Other	0	0	0	0	0	0	0	0
Totals	7	0	1	3	0	1	0	12

<u>Offenses Against Property</u>								
Petition Filed	17	0	2	4	0	0	0	23
Motion Filed	0	0	0	0	0	0	0	0
Citation Processed	0	0	0	0	0	0	0	0
Notification of Paternity Processed	0	0	0	0	0	0	0	0
Scheduling of Judicial Review	0	0	0	0	0	0	0	0
Scheduling of Administrative Review	0	0	0	0	0	0	0	0
Scheduling of Foster Care Review	0	0	0	0	0	0	0	0
Unknown	0	0	0	0	0	0	0	0
Does Not Apply	0	0	0	0	0	0	0	0
Other	0	0	0	0	0	0	0	0
Totals	17	0	2	4	0	0	0	23

<u>Illegal Conduct</u>								
Petition Filed	55	1	1	16	3	0	0	76
Citation Processed	26	0	1	11	0	0	1	39
Motion Filed	0	0	0	0	0	0	0	0
Notification of Paternity Processed	0	0	0	0	0	0	0	0
Scheduling of Judicial Review	0	0	0	0	0	0	0	0
Scheduling of Administrative Review	0	0	0	0	0	0	0	0
Scheduling of Foster Care Review	0	0	0	0	0	0	0	0
Unknown	0	0	0	0	0	0	0	0
Does Not Apply	0	0	0	0	0	0	0	0
Other	0	0	0	0	0	0	0	0
Totals	81	1	2	27	3	0	1	115

**TENNESSEE COUNCIL OF JUVENILE AND FAMILY COURT JUDGES
2008 SMITH COUNTY JUVENILE COURT STATISTICAL DATA**

Intake Actions of Referrals by Class of Offense, Race and Sex for CY 2008

	White Male	African American Male	Other Race Male	White Female	African American Female	Other Race Female	Unknown Race or Sex	Total
<u>Status Offenses</u>								
Petition Filed	19	0	1	11	0	0	0	31
Citation Processed	4	1	2	5	0	0	0	12
Motion Filed	1	0	0	0	0	0	0	1
Scheduling of Judicial Review	1	0	0	0	0	0	0	1
Scheduling of Foster Care Review	1	0	0	0	0	0	0	1
Notification of Paternity Processed	0	0	0	0	0	0	0	0
Scheduling of Administrative Review	0	0	0	0	0	0	0	0
Unknown	0	0	0	0	0	0	0	0
Does Not Apply	0	0	0	0	0	0	0	0
Other	0	0	0	0	0	0	0	0
Totals	26	1	3	16	0	0	0	46

<u>Dependency/Neglect</u>								
Petition Filed	22	2	1	35	0	2	2	64
Motion Filed	0	0	0	0	0	0	0	0
Citation Processed	0	0	0	0	0	0	0	0
Notification of Paternity Processed	0	0	0	0	0	0	0	0
Scheduling of Judicial Review	0	0	0	0	0	0	0	0
Scheduling of Administrative Review	0	0	0	0	0	0	0	0
Scheduling of Foster Care Review	0	0	0	0	0	0	0	0
Unknown	0	0	0	0	0	0	0	0
Does Not Apply	0	0	0	0	0	0	0	0
Other	0	0	0	0	0	0	0	0
Totals	22	2	1	35	0	2	2	64

<u>Other Violation Proceedings</u>								
Petition Filed	0	0	0	0	0	0	0	0
Motion Filed	0	0	0	0	0	0	0	0
Citation Processed	0	0	0	0	0	0	0	0
Notification of Paternity Processed	0	0	0	0	0	0	0	0
Scheduling of Judicial Review	0	0	0	0	0	0	0	0
Scheduling of Administrative Review	0	0	0	0	0	0	0	0
Scheduling of Foster Care Review	0	0	0	0	0	0	0	0
Unknown	0	0	0	0	0	0	0	0
Does Not Apply	0	0	0	0	0	0	0	0
Other	0	0	0	0	0	0	0	0
Totals	0	0	0	0	0	0	0	0

**TENNESSEE COUNCIL OF JUVENILE AND FAMILY COURT JUDGES
2008 SMITH COUNTY JUVENILE COURT STATISTICAL DATA**

Intake Actions of Referrals by Class of Offense, Race and Sex for CY 2008

	White Male	African American Male	Other Race Male	White Female	African American Female	Other Race Female	Unknown Race or Sex	Total
<u>Parentage</u>								
Petition Filed	2	0	0	3	0	0	0	5
Motion Filed	0	0	0	2	0	0	0	2
Citation Processed	0	0	0	0	0	0	0	0
Notification of Paternity Processed	0	0	0	0	0	0	0	0
Scheduling of Judicial Review	0	0	0	0	0	0	0	0
Scheduling of Administrative Review	0	0	0	0	0	0	0	0
Scheduling of Foster Care Review	0	0	0	0	0	0	0	0
Unknown	0	0	0	0	0	0	0	0
Does Not Apply	0	0	0	0	0	0	0	0
Other	0	0	0	0	0	0	0	0
Totals	2	0	0	5	0	0	0	7
<u>Special Proceedings</u>								
Scheduling of Judicial Review	116	8	0	141	3	17	4	289
Petition Filed	2	0	0	2	0	0	0	4
Motion Filed	0	0	0	0	0	0	0	0
Citation Processed	0	0	0	0	0	0	0	0
Notification of Paternity Processed	0	0	0	0	0	0	0	0
Scheduling of Administrative Review	0	0	0	0	0	0	0	0
Scheduling of Foster Care Review	0	0	0	0	0	0	0	0
Unknown	0	0	0	0	0	0	0	0
Does Not Apply	0	0	0	0	0	0	0	0
Other	0	0	0	0	0	0	0	0
Totals	118	8	0	143	3	17	4	293
<u>Other</u>								
Motion Filed	3	1	0	4	1	0	0	9
Petition Filed	2	0	0	0	0	0	0	2
Citation Processed	0	0	0	0	0	0	0	0
Notification of Paternity Processed	0	0	0	0	0	0	0	0
Scheduling of Judicial Review	0	0	0	0	0	0	0	0
Scheduling of Administrative Review	0	0	0	0	0	0	0	0
Scheduling of Foster Care Review	0	0	0	0	0	0	0	0
Unknown	0	0	0	0	0	0	0	0
Does Not Apply	0	0	0	0	0	0	0	0
Other	0	0	0	0	0	0	0	0
Totals	5	1	0	4	1	0	0	11
All Intake Action Totals	278	13	9	237	7	20	7	571

**TENNESSEE COUNCIL OF JUVENILE AND FAMILY COURT JUDGES
2008 SMITH COUNTY JUVENILE COURT STATISTICAL DATA**

Detention Statistics at Referral by Individual Child by Race and Sex for CY 2008

	White Male	African American Male	Other Race Male	White Female	African American Female	Other Race Female	Unknown Race or Sex	Total	% of Total Children
Does Not Apply	124	6	6	91	2	6	3	238	99.17%
Juvenile Detention Facility	2	0	0	0	0	0	0	2	0.83%
Non-Secure Placement	0	0	0	0	0	0	0	0	0.00%
Jail - Complete Separation	0	0	0	0	0	0	0	0	0.00%
Jail - Partial Separation	0	0	0	0	0	0	0	0	0.00%
Jail - No Separation	0	0	0	0	0	0	0	0	0.00%
Psychiatric Hospital	0	0	0	0	0	0	0	0	0.00%
Unknown	0	0	0	0	0	0	0	0	0.00%
Other	0	0	0	0	0	0	0	0	0.00%
Totals	126	6	6	91	2	6	3	240	

Detention Statistics at Referral by Individual Case for CY 2008

	Cases	% of Total Cases
Does Not Apply	529	99.06%
Juvenile Detention Facility	5	0.94%
Non-Secure Placement	0	0.00%
Jail - Complete Separation	0	0.00%
Jail - Partial Separation	0	0.00%
Jail - No Separation	0	0.00%
Psychiatric Hospital	0	0.00%
Unknown	0	0.00%
Other	0	0.00%
	534	100.00%

Detention Statistics above are reported separately by Child and by Case. One child may have multiple cases.

Does Not Apply: Refers to cases not eligible for detention due to the type of Referral or the decision not to detain.

**TENNESSEE COUNCIL OF JUVENILE AND FAMILY COURT JUDGES
2008 SMITH COUNTY JUVENILE COURT STATISTICAL DATA**

Placement after Secure Detention Hearing by Individual Child by Race and Sex for CY 2008

	White Male	African American Male	Other Race Male	White Female	African American Female	Other Race Female	Unknown Race or Sex	Total	% of Total Children
Does Not Apply	124	6	6	91	2	6	3	238	99.17%
Juvenile Detention Facility	1	0	0	0	0	0	0	1	0.42%
Shelter / Group Home	1	0	0	0	0	0	0	1	0.42%
Returned to Prior Living Arr	0	0	0	0	0	0	0	0	0.00%
Jail	0	0	0	0	0	0	0	0	0.00%
Foster Family Home	0	0	0	0	0	0	0	0	0.00%
Psychiatric Hospital	0	0	0	0	0	0	0	0	0.00%
Unknown	0	0	0	0	0	0	0	0	0.00%
Other	0	0	0	0	0	0	0	0	0.00%
Totals	126	6	6	91	2	6	3	240	

Placement after Secure Detention Hearing by Individual Case for CY 2008

	Cases	% of Total Cases
Does Not Apply	529	99.06%
Juvenile Detention Facility	2	0.38%
Returned to Prior Living Arrangement	1	0.19%
Shelter / Group Home	1	0.19%
Other	1	0.19%
Jail	0	0.00%
Foster Family Home	0	0.00%
Psychiatric Hospital	0	0.00%
Unknown	0	0.00%
	534	100.00%

Detention Statistics above are reported separately by Child and by Case. One child may have multiple cases.

Does Not Apply: Refers to cases not eligible for detention due to the type of Referral or the decision not to detain.

**TENNESSEE COUNCIL OF JUVENILE AND FAMILY COURT JUDGES
2008 SMITH COUNTY JUVENILE COURT STATISTICAL DATA**

Dispositional Procedures for CY 2008

Procedures used to Dispose or Adjust all Referrals

	Number	% of All Referrals
Formally Adjudicated	184	32.22%
Informally Adjusted	0	0.00%
Transfer to Adult Court Hearings and Charges Cleared	0	0.00%
Otherwise Handled	387	67.78%
	571	100.00%

Referrals Disposed by Formal Adjudicatory Proceedings

	Number	% of All Referrals
Dismissed	18	3.15%
Retired / Nolle Prosequi	1	0.18%
Complaint Substantiated Delinquent	102	17.86%
Complaint Substantiated Status Offender	29	5.08%
Complaint Substantiated Dependent/Neglect	34	5.95%
Complaint Substantiated Abused	0	0.00%
Complaint Substantiated Mentally Ill	0	0.00%
	184	32.22%

Referrals Disposed by Other Actions

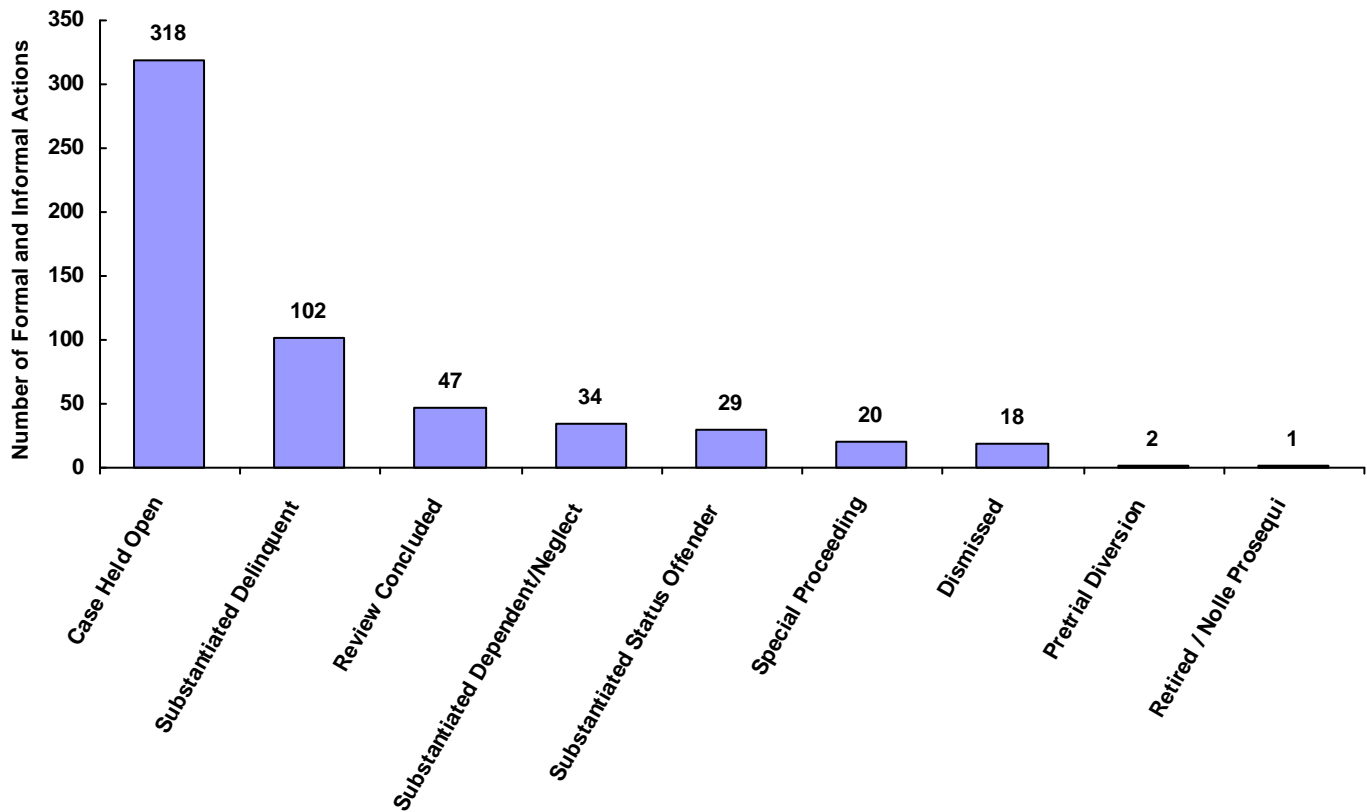
	Number	% of All Referrals
Informal Adjustment	0	0.00%
Transfer to Adult Court Hearing	0	0.00%
Charges Cleared by Transfer to Adult Court	0	0.00%
Pretrial Diversion	2	0.35%
Special Proceeding	20	3.50%
Review Concluded	47	8.23%
Case Held Open	318	55.69%
Other	0	0.00%
Unknown	0	0.00%
	387	67.77%

**TENNESSEE COUNCIL OF JUVENILE AND FAMILY COURT JUDGES
2008 SMITH COUNTY JUVENILE COURT STATISTICAL DATA**

Formal and Informal Actions by Race and Sex for CY 2008

	White Male	African American Male	Other Race Male	White Female	African American Female	Other Race Female	Unknown Race or Sex	Total	% of Total Referrals
Dismissed	17	0	1	0	0	0	0	18	3.15%
Retired / Nolle Prosequi	0	0	0	1	0	0	0	1	0.18%
Substantiated Delinquent	72	1	3	21	3	1	1	102	17.86%
Substantiated Status Offender	16	1	1	11	0	0	0	29	5.08%
Substantiated Dependent/Neglect	11	0	0	22	0	1	0	34	5.95%
Substantiated Abused	0	0	0	0	0	0	0	0	0.00%
Substantiated Mentally Ill	0	0	0	0	0	0	0	0	0.00%
Informal Adjustment	0	0	0	0	0	0	0	0	0.00%
Pretrial Diversion	0	0	0	2	0	0	0	2	0.35%
Transfer to Adult Court Hearing	0	0	0	0	0	0	0	0	0.00%
Cleared by Transfer to Adult Court	0	0	0	0	0	0	0	0	0.00%
Special Proceeding	9	1	0	9	1	0	0	20	3.50%
Review Concluded	20	1	0	20	1	3	2	47	8.23%
Case Held Open	133	9	4	151	2	15	4	318	55.69%
Unknown	0	0	0	0	0	0	0	0	0.00%
Other	0	0	0	0	0	0	0	0	0.00%
Totals	278	13	9	237	7	20	7	571	

Total Formal and Informal Actions



**TENNESSEE COUNCIL OF JUVENILE AND FAMILY COURT JUDGES
2008 SMITH COUNTY JUVENILE COURT STATISTICAL DATA**

Formal and Informal Actions by Type of Offense, Race and Sex for CY 2008

	White Male	African American Male	Other Race Male	White Female	African American Female	Other Race Female	Unknown Race or Sex	Total
<u>Delinquent</u>								
Complaint Substantiated Delinquent	70	1	3	21	3	1	1	100
Case Held Open	24	0	1	11	0	0	0	36
Dismissed	9	0	1	0	0	0	0	10
Complaint Substantiated Status Offender	2	0	0	0	0	0	0	2
Retired / Nolle Prosequi	0	0	0	1	0	0	0	1
Pretrial Diversion	0	0	0	1	0	0	0	1
Complaint Substantiated Dependent/Neglect	0	0	0	0	0	0	0	0
Complaint Substantiated Abused	0	0	0	0	0	0	0	0
Complaint Substantiated Mentally Ill	0	0	0	0	0	0	0	0
Informal Adjustment	0	0	0	0	0	0	0	0
Transfer to Adult Court Hearing	0	0	0	0	0	0	0	0
Charges Cleared by Transfer to Adult Court	0	0	0	0	0	0	0	0
Special Proceeding	0	0	0	0	0	0	0	0
Review Concluded	0	0	0	0	0	0	0	0
Unknown	0	0	0	0	0	0	0	0
Other	0	0	0	0	0	0	0	0
Totals	105	1	5	34	3	1	1	150

	White Male	African American Male	Other Race Male	White Female	African American Female	Other Race Female	Unknown Race or Sex	Total
<u>Status</u>								
Complaint Substantiated Status Offender	14	1	1	11	0	0	0	27
Case Held Open	6	0	2	4	0	0	0	12
Dismissed	5	0	0	0	0	0	0	5
Complaint Substantiated Delinquent	1	0	0	0	0	0	0	1
Pretrial Diversion	0	0	0	1	0	0	0	1
Retired / Nolle Prosequi	0	0	0	0	0	0	0	0
Complaint Substantiated Dependent/Neglect	0	0	0	0	0	0	0	0
Complaint Substantiated Abused	0	0	0	0	0	0	0	0
Complaint Substantiated Mentally Ill	0	0	0	0	0	0	0	0
Informal Adjustment	0	0	0	0	0	0	0	0
Transfer to Adult Court Hearing	0	0	0	0	0	0	0	0
Charges Cleared by Transfer to Adult Court	0	0	0	0	0	0	0	0
Special Proceeding	0	0	0	0	0	0	0	0
Review Concluded	0	0	0	0	0	0	0	0
Unknown	0	0	0	0	0	0	0	0
Other	0	0	0	0	0	0	0	0
Totals	26	1	3	16	0	0	0	46

**TENNESSEE COUNCIL OF JUVENILE AND FAMILY COURT JUDGES
2008 SMITH COUNTY JUVENILE COURT STATISTICAL DATA**

Formal and Informal Actions by Type of Offense, Race and Sex for CY 2008

	White Male	African American Male	Other Race Male	White Female	African American Female	Other Race Female	Unknown Race or Sex	Total
<u>Dependency and Neglect</u>								
Case Held Open	7	2	1	16	0	1	2	29
Complaint Substantiated Dependent/Neglect	10	0	0	16	0	1	0	27
Special Proceeding	5	0	0	3	0	0	0	8
Dismissed	0	0	0	0	0	0	0	0
Retired / Nolle Prosequi	0	0	0	0	0	0	0	0
Complaint Substantiated Delinquent	0	0	0	0	0	0	0	0
Complaint Substantiated Status Offender	0	0	0	0	0	0	0	0
Complaint Substantiated Abused	0	0	0	0	0	0	0	0
Complaint Substantiated Mentally Ill	0	0	0	0	0	0	0	0
Informal Adjustment	0	0	0	0	0	0	0	0
Pretrial Diversion	0	0	0	0	0	0	0	0
Transfer to Adult Court Hearing	0	0	0	0	0	0	0	0
Charges Cleared by Transfer to Adult Court	0	0	0	0	0	0	0	0
Review Concluded	0	0	0	0	0	0	0	0
Unknown	0	0	0	0	0	0	0	0
Other	0	0	0	0	0	0	0	0
Totals	22	2	1	35	0	2	2	64
<u>Other Violations</u>								
Dismissed	0	0	0	0	0	0	0	0
Retired / Nolle Prosequi	0	0	0	0	0	0	0	0
Complaint Substantiated Delinquent	0	0	0	0	0	0	0	0
Complaint Substantiated Status Offender	0	0	0	0	0	0	0	0
Complaint Substantiated Dependent/Neglect	0	0	0	0	0	0	0	0
Complaint Substantiated Abused	0	0	0	0	0	0	0	0
Complaint Substantiated Mentally Ill	0	0	0	0	0	0	0	0
Informal Adjustment	0	0	0	0	0	0	0	0
Pretrial Diversion	0	0	0	0	0	0	0	0
Transfer to Adult Court Hearing	0	0	0	0	0	0	0	0
Charges Cleared by Transfer to Adult Court	0	0	0	0	0	0	0	0
Special Proceeding	0	0	0	0	0	0	0	0
Review Concluded	0	0	0	0	0	0	0	0
Case Held Open	0	0	0	0	0	0	0	0
Unknown	0	0	0	0	0	0	0	0
Other	0	0	0	0	0	0	0	0
Totals	0	0	0	0	0	0	0	0

**TENNESSEE COUNCIL OF JUVENILE AND FAMILY COURT JUDGES
2008 SMITH COUNTY JUVENILE COURT STATISTICAL DATA**

Formal and Informal Actions by Type of Offense, Race and Sex for CY 2008

	White Male	African American Male	Other Race Male	White Female	African American Female	Other Race Female	Unknown Race or Sex	Total
Special Proceedings								
Case Held Open	94	7	0	117	2	14	2	236
Review Concluded	20	1	0	20	1	3	2	47
Special Proceeding	3	0	0	6	0	0	0	9
Complaint Substantiated Dependent/Neglect	0	0	0	5	0	0	0	5
Dismissed	2	0	0	0	0	0	0	2
Complaint Substantiated Delinquent	1	0	0	0	0	0	0	1
Retired / Nolle Prosequi	0	0	0	0	0	0	0	0
Complaint Substantiated Status Offender	0	0	0	0	0	0	0	0
Complaint Substantiated Abused	0	0	0	0	0	0	0	0
Complaint Substantiated Mentally Ill	0	0	0	0	0	0	0	0
Informal Adjustment	0	0	0	0	0	0	0	0
Pretrial Diversion	0	0	0	0	0	0	0	0
Transfer to Adult Court Hearing	0	0	0	0	0	0	0	0
Charges Cleared by Transfer to Adult Court	0	0	0	0	0	0	0	0
Unknown	0	0	0	0	0	0	0	0
Other	0	0	0	0	0	0	0	0
Totals	120	8	0	148	3	17	4	300
Other								
Case Held Open	2	0	0	3	0	0	0	5
Special Proceeding	1	1	0	0	1	0	0	3
Complaint Substantiated Dependent/Neglect	1	0	0	1	0	0	0	2
Dismissed	1	0	0	0	0	0	0	1
Retired / Nolle Prosequi	0	0	0	0	0	0	0	0
Complaint Substantiated Delinquent	0	0	0	0	0	0	0	0
Complaint Substantiated Status Offender	0	0	0	0	0	0	0	0
Complaint Substantiated Abused	0	0	0	0	0	0	0	0
Complaint Substantiated Mentally Ill	0	0	0	0	0	0	0	0
Informal Adjustment	0	0	0	0	0	0	0	0
Pretrial Diversion	0	0	0	0	0	0	0	0
Transfer to Adult Court Hearing	0	0	0	0	0	0	0	0
Charges Cleared by Transfer to Adult Court	0	0	0	0	0	0	0	0
Review Concluded	0	0	0	0	0	0	0	0
Unknown	0	0	0	0	0	0	0	0
Other	0	0	0	0	0	0	0	0
Totals	5	1	0	4	1	0	0	11
All Action Totals	278	13	9	237	7	20	7	571

**TENNESSEE COUNCIL OF JUVENILE AND FAMILY COURT JUDGES
2008 SMITH COUNTY JUVENILE COURT STATISTICAL DATA**

Formal and Informal Actions by Class of Referral, Race and Sex for CY 2008

	White Male	African American Male	Other Race Male	White Female	African American Female	Other Race Female	Unknown Race or Sex	Total
<u>Offenses Against Persons</u>								
Complaint Substantiated Delinquent	3	0	1	1	0	1	0	6
Case Held Open	3	0	0	2	0	0	0	5
Dismissed	1	0	0	0	0	0	0	1
Retired / Nolle Prosequi	0	0	0	0	0	0	0	0
Complaint Substantiated Status Offender	0	0	0	0	0	0	0	0
Complaint Substantiated Dependent/Neglect	0	0	0	0	0	0	0	0
Complaint Substantiated Abused	0	0	0	0	0	0	0	0
Complaint Substantiated Mentally Ill	0	0	0	0	0	0	0	0
Informal Adjustment	0	0	0	0	0	0	0	0
Pretrial Diversion	0	0	0	0	0	0	0	0
Transfer to Adult Court Hearing	0	0	0	0	0	0	0	0
Charges Cleared by Transfer to Adult Court	0	0	0	0	0	0	0	0
Special Proceeding	0	0	0	0	0	0	0	0
Review Concluded	0	0	0	0	0	0	0	0
Unknown	0	0	0	0	0	0	0	0
Other	0	0	0	0	0	0	0	0
Totals	7	0	1	3	0	1	0	12

<u>Offenses Against Property</u>								
Complaint Substantiated Delinquent	12	0	1	0	0	0	0	13
Case Held Open	5	0	1	4	0	0	0	10
Dismissed	0	0	0	0	0	0	0	0
Retired / Nolle Prosequi	0	0	0	0	0	0	0	0
Complaint Substantiated Status Offender	0	0	0	0	0	0	0	0
Complaint Substantiated Dependent/Neglect	0	0	0	0	0	0	0	0
Complaint Substantiated Abused	0	0	0	0	0	0	0	0
Complaint Substantiated Mentally Ill	0	0	0	0	0	0	0	0
Informal Adjustment	0	0	0	0	0	0	0	0
Pretrial Diversion	0	0	0	0	0	0	0	0
Transfer to Adult Court Hearing	0	0	0	0	0	0	0	0
Charges Cleared by Transfer to Adult Court	0	0	0	0	0	0	0	0
Special Proceeding	0	0	0	0	0	0	0	0
Review Concluded	0	0	0	0	0	0	0	0
Unknown	0	0	0	0	0	0	0	0
Other	0	0	0	0	0	0	0	0
Totals	17	0	2	4	0	0	0	23

**TENNESSEE COUNCIL OF JUVENILE AND FAMILY COURT JUDGES
2008 SMITH COUNTY JUVENILE COURT STATISTICAL DATA**

Formal and Informal Actions by Class of Referral, Race and Sex for CY 2008

	White Male	African American Male	Other Race Male	White Female	African American Female	Other Race Female	Unknown Race or Sex	Total
<u>Illegal Conduct</u>								
Complaint Substantiated Delinquent	55	1	1	20	3	0	1	81
Case Held Open	16	0	0	5	0	0	0	21
Dismissed	8	0	1	0	0	0	0	9
Complaint Substantiated Status Offender	2	0	0	0	0	0	0	2
Retired / Nolle Prosequi	0	0	0	1	0	0	0	1
Pretrial Diversion	0	0	0	1	0	0	0	1
Complaint Substantiated Dependent/Neglect	0	0	0	0	0	0	0	0
Complaint Substantiated Abused	0	0	0	0	0	0	0	0
Complaint Substantiated Mentally Ill	0	0	0	0	0	0	0	0
Informal Adjustment	0	0	0	0	0	0	0	0
Transfer to Adult Court Hearing	0	0	0	0	0	0	0	0
Charges Cleared by Transfer to Adult Court	0	0	0	0	0	0	0	0
Special Proceeding	0	0	0	0	0	0	0	0
Review Concluded	0	0	0	0	0	0	0	0
Unknown	0	0	0	0	0	0	0	0
Other	0	0	0	0	0	0	0	0
Totals	81	1	2	27	3	0	1	115

Status Offenses

Complaint Substantiated Status Offender	14	1	1	11	0	0	0	27
Case Held Open	6	0	2	4	0	0	0	12
Dismissed	5	0	0	0	0	0	0	5
Complaint Substantiated Delinquent	1	0	0	0	0	0	0	1
Pretrial Diversion	0	0	0	1	0	0	0	1
Retired / Nolle Prosequi	0	0	0	0	0	0	0	0
Complaint Substantiated Dependent/Neglect	0	0	0	0	0	0	0	0
Complaint Substantiated Abused	0	0	0	0	0	0	0	0
Complaint Substantiated Mentally Ill	0	0	0	0	0	0	0	0
Informal Adjustment	0	0	0	0	0	0	0	0
Transfer to Adult Court Hearing	0	0	0	0	0	0	0	0
Charges Cleared by Transfer to Adult Court	0	0	0	0	0	0	0	0
Special Proceeding	0	0	0	0	0	0	0	0
Review Concluded	0	0	0	0	0	0	0	0
Unknown	0	0	0	0	0	0	0	0
Other	0	0	0	0	0	0	0	0
Totals	26	1	3	16	0	0	0	46

**TENNESSEE COUNCIL OF JUVENILE AND FAMILY COURT JUDGES
2008 SMITH COUNTY JUVENILE COURT STATISTICAL DATA**

Formal and Informal Actions by Class of Referral, Race and Sex for CY 2008

	White Male	African American Male	Other Race Male	White Female	African American Female	Other Race Female	Unknown Race or Sex	Total
<u>Dependency/Neglect</u>								
Case Held Open	7	2	1	16	0	1	2	29
Complaint Substantiated Dependent/Neglect	10	0	0	16	0	1	0	27
Special Proceeding	5	0	0	3	0	0	0	8
Dismissed	0	0	0	0	0	0	0	0
Retired / Nolle Prosequi	0	0	0	0	0	0	0	0
Complaint Substantiated Delinquent	0	0	0	0	0	0	0	0
Complaint Substantiated Status Offender	0	0	0	0	0	0	0	0
Complaint Substantiated Abused	0	0	0	0	0	0	0	0
Complaint Substantiated Mentally Ill	0	0	0	0	0	0	0	0
Informal Adjustment	0	0	0	0	0	0	0	0
Pretrial Diversion	0	0	0	0	0	0	0	0
Transfer to Adult Court Hearing	0	0	0	0	0	0	0	0
Charges Cleared by Transfer to Adult Court	0	0	0	0	0	0	0	0
Review Concluded	0	0	0	0	0	0	0	0
Unknown	0	0	0	0	0	0	0	0
Other	0	0	0	0	0	0	0	0
Totals	22	2	1	35	0	2	2	64

Other Violation Proceedings

Dismissed	0	0	0	0	0	0	0	0
Retired / Nolle Prosequi	0	0	0	0	0	0	0	0
Complaint Substantiated Delinquent	0	0	0	0	0	0	0	0
Complaint Substantiated Status Offender	0	0	0	0	0	0	0	0
Complaint Substantiated Dependent/Neglect	0	0	0	0	0	0	0	0
Complaint Substantiated Abused	0	0	0	0	0	0	0	0
Complaint Substantiated Mentally Ill	0	0	0	0	0	0	0	0
Informal Adjustment	0	0	0	0	0	0	0	0
Pretrial Diversion	0	0	0	0	0	0	0	0
Transfer to Adult Court Hearing	0	0	0	0	0	0	0	0
Charges Cleared by Transfer to Adult Court	0	0	0	0	0	0	0	0
Special Proceeding	0	0	0	0	0	0	0	0
Review Concluded	0	0	0	0	0	0	0	0
Case Held Open	0	0	0	0	0	0	0	0
Unknown	0	0	0	0	0	0	0	0
Other	0	0	0	0	0	0	0	0
Totals	0	0	0	0	0	0	0	0

**TENNESSEE COUNCIL OF JUVENILE AND FAMILY COURT JUDGES
2008 SMITH COUNTY JUVENILE COURT STATISTICAL DATA**

Formal and Informal Actions by Class of Referral, Race and Sex for CY 2008

	White Male	African American Male	Other Race Male	White Female	African American Female	Other Race Female	Unknown Race or Sex	Total
<u>Parentage</u>								
Special Proceeding	2	0	0	5	0	0	0	7
Dismissed	0	0	0	0	0	0	0	0
Retired / Nolle Prosequi	0	0	0	0	0	0	0	0
Complaint Substantiated Delinquent	0	0	0	0	0	0	0	0
Complaint Substantiated Status Offender	0	0	0	0	0	0	0	0
Complaint Substantiated Dependent/Neglect	0	0	0	0	0	0	0	0
Complaint Substantiated Abused	0	0	0	0	0	0	0	0
Complaint Substantiated Mentally Ill	0	0	0	0	0	0	0	0
Informal Adjustment	0	0	0	0	0	0	0	0
Pretrial Diversion	0	0	0	0	0	0	0	0
Transfer to Adult Court Hearing	0	0	0	0	0	0	0	0
Charges Cleared by Transfer to Adult Court	0	0	0	0	0	0	0	0
Review Concluded	0	0	0	0	0	0	0	0
Case Held Open	0	0	0	0	0	0	0	0
Unknown	0	0	0	0	0	0	0	0
Other	0	0	0	0	0	0	0	0
Totals	2	0	0	5	0	0	0	7

Special Proceedings

Case Held Open	94	7	0	117	2	14	2	236
Review Concluded	20	1	0	20	1	3	2	47
Complaint Substantiated Dependent/Neglect	0	0	0	5	0	0	0	5
Dismissed	2	0	0	0	0	0	0	2
Special Proceeding	1	0	0	1	0	0	0	2
Complaint Substantiated Delinquent	1	0	0	0	0	0	0	1
Retired / Nolle Prosequi	0	0	0	0	0	0	0	0
Complaint Substantiated Status Offender	0	0	0	0	0	0	0	0
Complaint Substantiated Abused	0	0	0	0	0	0	0	0
Complaint Substantiated Mentally Ill	0	0	0	0	0	0	0	0
Informal Adjustment	0	0	0	0	0	0	0	0
Pretrial Diversion	0	0	0	0	0	0	0	0
Transfer to Adult Court Hearing	0	0	0	0	0	0	0	0
Charges Cleared by Transfer to Adult Court	0	0	0	0	0	0	0	0
Unknown	0	0	0	0	0	0	0	0
Other	0	0	0	0	0	0	0	0
Totals	118	8	0	143	3	17	4	293

**TENNESSEE COUNCIL OF JUVENILE AND FAMILY COURT JUDGES
2008 SMITH COUNTY JUVENILE COURT STATISTICAL DATA**

Formal and Informal Actions by Class of Referral, Race and Sex for CY 2008

	White Male	African American Male	Other Race Male	White Female	African American Female	Other Race Female	Unknown Race or Sex	Total
Other								
Case Held Open	2	0	0	3	0	0	0	5
Special Proceeding	1	1	0	0	1	0	0	3
Complaint Substantiated Dependent/Neglect	1	0	0	1	0	0	0	2
Dismissed	1	0	0	0	0	0	0	1
Retired / Nolle Prosequi	0	0	0	0	0	0	0	0
Complaint Substantiated Delinquent	0	0	0	0	0	0	0	0
Complaint Substantiated Status Offender	0	0	0	0	0	0	0	0
Complaint Substantiated Abused	0	0	0	0	0	0	0	0
Complaint Substantiated Mentally Ill	0	0	0	0	0	0	0	0
Informal Adjustment	0	0	0	0	0	0	0	0
Pretrial Diversion	0	0	0	0	0	0	0	0
Transfer to Adult Court Hearing	0	0	0	0	0	0	0	0
Charges Cleared by Transfer to Adult Court	0	0	0	0	0	0	0	0
Review Concluded	0	0	0	0	0	0	0	0
Unknown	0	0	0	0	0	0	0	0
Other	0	0	0	0	0	0	0	0
Totals	5	1	0	4	1	0	0	11
<hr/>								
All Action Totals	278	13	9	237	7	20	7	571

**TENNESSEE COUNCIL OF JUVENILE AND FAMILY COURT JUDGES
2008 SMITH COUNTY JUVENILE COURT STATISTICAL DATA**

Children Transferred to Adult Court by Age at Disposition Date, Race and Sex for CY 2008

Total Children = 240

	White Male	African American Male	Other Race Male	White Female	African American Female	Other Race Female	Unknown Race or Sex	Total	% of All Children Referred
Age Under 1	0	0	0	0	0	0	0	0	0.00%
Age 1	0	0	0	0	0	0	0	0	0.00%
Age 2	0	0	0	0	0	0	0	0	0.00%
Age 3	0	0	0	0	0	0	0	0	0.00%
Age 4	0	0	0	0	0	0	0	0	0.00%
Age 5	0	0	0	0	0	0	0	0	0.00%
Age 6	0	0	0	0	0	0	0	0	0.00%
Age 7	0	0	0	0	0	0	0	0	0.00%
Age 8	0	0	0	0	0	0	0	0	0.00%
Age 9	0	0	0	0	0	0	0	0	0.00%
Age 10	0	0	0	0	0	0	0	0	0.00%
Age 11	0	0	0	0	0	0	0	0	0.00%
Age 12	0	0	0	0	0	0	0	0	0.00%
Age 13	0	0	0	0	0	0	0	0	0.00%
Age 14	0	0	0	0	0	0	0	0	0.00%
Age 15	0	0	0	0	0	0	0	0	0.00%
Age 16	0	0	0	0	0	0	0	0	0.00%
Age 17	0	0	0	0	0	0	0	0	0.00%
Age 18	0	0	0	0	0	0	0	0	0.00%
Age 19 and Over	0	0	0	0	0	0	0	0	0.00%
Totals	0	0	0	0	0	0	0	0	

Total Children Transferred to Adult Court

**TENNESSEE COUNCIL OF JUVENILE AND FAMILY COURT JUDGES
2008 SMITH COUNTY JUVENILE COURT STATISTICAL DATA**

Outcomes by Type Of Disposition, Race and Sex for CY 2008

	White Male	African American Male	Other Race Male	White Female	African American Female	Other Race Female	Unknown Race or Sex	Total
<u>General Action Codes</u>								
Held Open For Review	186	10	6	192	3	18	4	419
Referred for Alcohol and Drug Counseling	32	3	0	15	0	0	0	50
Public Service	29	1	4	14	0	1	0	49
Referral to Juvenile Court Educ-Based Pgm	33	0	2	11	0	1	0	47
Case Retired or Nolle Prosequi	14	1	0	17	2	2	2	38
Supervision / Probation to Juvenile Court	18	0	1	7	0	1	0	27
Referred to Defensive Driving School	16	0	1	5	0	0	0	22
No Contact Order	10	0	1	6	0	1	0	18
Released from Probation	10	0	0	3	0	0	0	13
Referred for Mental Health Counseling	4	0	0	7	0	0	0	11
Case Dismissed	9	0	0	0	0	0	0	9
Restitution	6	0	0	2	0	0	0	8
Court Defined Curfew	2	1	3	1	0	1	0	8
Fine	4	0	0	1	1	0	1	7
Warned / Counseled	4	0	0	2	0	0	0	6
Driver's License Held Informally	4	0	0	2	0	0	0	6
Referral to Another Entity for Superv/Servc	2	0	1	1	0	0	0	4
House Arrest	2	0	1	0	0	0	0	3
Dismissed from Pretrial Diversion	2	0	0	0	0	0	0	2
Probation to Parents	0	0	0	0	0	0	1	1
Referred to Alcohol Safety School	0	0	0	1	0	0	0	1
Dismissed from Informal Adjustment	1	0	0	0	0	0	0	1
Referred to Alternative School	0	0	0	0	0	0	0	0
Referred to Private Child Agency	0	0	0	0	0	0	0	0
Voluntary Placement with DMHMR	0	0	0	0	0	0	0	0
Private Mental Health Placement	0	0	0	0	0	0	0	0
Private MR Placement	0	0	0	0	0	0	0	0
Placement with City/Cnty Agcy/Facility	0	0	0	0	0	0	0	0
Placement with Relative / Other Individual	0	0	0	0	0	0	0	0
Runaway Returned	0	0	0	0	0	0	0	0
Injunction Other than No Contact Order	0	0	0	0	0	0	0	0
Totals	388	16	20	287	6	25	8	750

**TENNESSEE COUNCIL OF JUVENILE AND FAMILY COURT JUDGES
2008 SMITH COUNTY JUVENILE COURT STATISTICAL DATA**

Outcomes by Type Of Disposition, Race and Sex for CY 2008

	White Male	African American Male	Other Race Male	White Female	African American Female	Other Race Female	Unknown Race or Sex	Total
<u>Formal Action Codes</u>								
DCS Probation	11	0	0	7	0	0	0	18
Parental Rights Terminated	5	0	0	3	0	0	0	8
DCS Commitment - Custody	2	0	0	1	0	0	0	3
Other Intensive Probation	2	0	0	0	0	0	0	2
Transfer to Another Juvenile Court for Dispo	1	0	0	0	0	0	0	1
Transferred to Adult Court	0	0	0	0	0	0	0	0
DMHMR Involuntary Commitment	0	0	0	0	0	0	0	0
DCS Commitment - Determinate	0	0	0	0	0	0	0	0
DCS Commitment - Suspended	0	0	0	0	0	0	0	0
DCS Intensive Probation	0	0	0	0	0	0	0	0
Placed Under a Valid Court Order	0	0	0	0	0	0	0	0
Supervision by DCS	0	0	0	0	0	0	0	0
Parental Rights Not Terminated	0	0	0	0	0	0	0	0
Totals	21	0	0	11	0	0	0	32

Special Proceedings

Foster Care Continued	29	0	0	62	0	12	0	103
Custody Unchanged	36	2	1	43	0	3	0	85
Court Costs	51	1	4	17	1	1	1	76
Visitation Changed	18	2	0	32	2	3	0	57
Custody Changed	17	2	0	29	2	4	2	56
Visitation Unchanged	11	0	0	17	0	0	0	28
Child Support Granted	1	0	0	2	0	0	0	3
Paternity Not Determ/Child Not Legitimated	0	0	0	0	0	1	0	1
Child Support Amended	1	0	0	0	0	0	0	1
Order of Reference to DCS	0	0	0	0	0	0	0	0
Foster Care Terminated	0	0	0	0	0	0	0	0
Voluntary Acknowledgement of Paternity	0	0	0	0	0	0	0	0
Paternity Determined / Child Legitimated	0	0	0	0	0	0	0	0
Child Support Denied	0	0	0	0	0	0	0	0
Child Support Terminated	0	0	0	0	0	0	0	0
Request for Medical Treatment Granted	0	0	0	0	0	0	0	0
Request for Medical Treatment Denied	0	0	0	0	0	0	0	0
Consent to Marry Granted	0	0	0	0	0	0	0	0
Consent to Marry Denied	0	0	0	0	0	0	0	0
Totals	164	7	5	202	5	24	3	410


Other Outcome Codes

Other	4	0	0	5	0	0	0	9
Totals	4	0	0	5	0	0	0	9

All Outcome Totals	577	23	25	505	11	49	11	1,201
---------------------------	------------	-----------	-----------	------------	-----------	-----------	-----------	--------------

TENNESSEE COUNCIL OF JUVENILE AND FAMILY COURT JUDGES
2008 SMITH COUNTY JUVENILE COURT STATISTICAL DATA

Breakdown of Referrals by Court Personnel Executing the Action in CY 2008



	Referrals	% of Referrals
Judge	571	100.00%
Referee	0	0.00%
YSO	0	0.00%
Other	0	0.00%
Total	571	100.00%