

**2008**

**State of Tennessee**

**Annual Juvenile Court Statistical Report**

**Sullivan County Div II Breakdown**

# TABLE OF CONTENTS

Report Numbers Listed Below are shown at the Bottom of each Report, followed by the Report Page Number

	Report Number
<b>Juvenile Court Referral Process</b>	
Chart – The Juvenile Court Referral Process	1
Chart – Delinquent, Dependent/Neglect/Abuse, and Status/Unruly Referrals	2
Chart – Referrals by Type of Offense	3
Chart – Referrals for Status/Unruly Offenses	4
<b>Children and Referral Counts by Race and Sex</b>	
Table – Children with Delinquent Referrals by Race and Sex	5
Table – Children with Status/Unruly Referrals by Race and Sex	5
Table – Children with Dependency/Neglect/Abuse Allegations by Race and Sex	5
Table – Referrals Delinquent Referrals by Race and Sex	6
Table – Referrals Status/Unruly Referrals by Race and Sex	6
Table – Referrals Dependency/Neglect/Abuse Allegations by Race and Sex	6
Table/Chart – Referrals by Age Group, Race and Sex	7
Table/Chart – Children Referred by Age, Race and Sex	8
Table/Chart – Children Referred by Race and Sex	9
Table/Chart – Children of Hispanic Origin by Race and Sex	10
Table – Referrals by Type of Offense, Age Group, Race and Sex	11
<b>Living Arrangement of the Child at Time of Referral</b>	
Table/Chart – Living Arrangement at Time of Referral by Race and Sex	12
<b>School Status of Individual Children at Time of Referral to Juvenile Court</b>	
Table – Last Grade Completed by Children by Race and Sex	13
Table – Children Enrolled in School	13
Table – Children Enrolled in Special Education	13
<b>Referral Information by Race, Sex and Class of Referral/Offense</b>	
Table/Chart – Class of Referrals by Race and Sex	14
Table - Referrals by Class and Type of Offense by Race and Sex	15
<b>Referral Reasons by Type, Race and Sex</b>	
Table – Referral Reasons by Type of Offense, Race and Sex	16
Table – Top 4 Referral Reasons by Sex and Race	17
Table – Top 4 Referral Reasons by Sex, Race and Type of Offense	18
<b>Source of Referrals to the Juvenile Court</b>	
Table – Source of Referrals by Race and Sex	19
Table – Six Most Frequent Referral Reasons by Source, Race and Sex	20
Table – Source of Referrals by Type of Offense, Race and Sex	21
<b>Children Referred with Weapons Charges</b>	
Table/Chart – Children Referred for Unlawful Carrying/Possession of a Weapon by Age, Race and Sex	22
Table/Chart – Children Referred for Carrying Weapons on School Property	23
<b>Intake Actions at Referral</b>	
Table/Chart – Intake Actions at Referral by Race and Sex	24
Table/Chart – Intake Actions of Referrals by Class of Offense, Race and Sex	25

# TABLE OF CONTENTS


Report Numbers Listed Below are shown at the Bottom of each Report, followed by the Report Page Number

	Report Number
<b>Detention Statistics at Referral</b>	
Table – Detention Statistics at Referral by Individual Child by Race and Sex	26
Table – Detention Statistics at Referral by Individual Case	26
Table – Placement After Secure Detention Hearing by Individual Child by Race and Sex	27
Table – Placement After Secure Detention Hearing by Individual Case	27
<b>Dispositional Procedures</b>	
Table – Procedures used to Dispose or Adjust All Referrals	28
Table – Referrals Disposed by Formal Adjudicatory Proceedings	28
Table – Referrals Disposed by Other Actions	28
<b>Formal and Informal Actions</b>	
Table/Chart – Formal and Informal Actions by Race and Sex	29
Table – Formal and Informal Actions by Type of Offense, Race and Sex	30
Table – Formal and Informal Actions by Class of Referral, Race and Sex	31
<b>Children Transferred to Adult Court</b>	
Table/Chart – Children Transferred to Adult Court by Age, Race and Sex	32
<b>Outcomes by Type of Disposition</b>	
Table – Outcomes by Type of Disposition, Race and Sex	33
<b>Juvenile Court Referrals Disposed County-Wide Based on Number of Referrals</b>	
Table/Chart – Breakdown of Referrals by Court Personnel Executing the Action	34

**TENNESSEE COUNCIL OF JUVENILE AND FAMILY COURT JUDGES  
2008 SULLIVAN COUNTY DIV II JUVENILE COURT STATISTICAL DATA**

**The Juvenile Court Referral Process for CY 2008**

<b>Delinquent</b> 702	<b>Status</b> 330	<b>Dependency and Neglect</b> 176	<b>Other Violations</b> 40	<b>Special Proceedings</b> 337	<b>Parentage</b> 688	<b>Other</b> 26
--------------------------	----------------------	--------------------------------------	-------------------------------	-----------------------------------	-------------------------	--------------------



**Parents, Victims, School, Relatives, State Dept, etc.**  
1,759

**Law Enforcement**  
540

**Pretrial Diversion, Informal Adjustment**  
409

**Court Actions**  
2,299

**Transfer to Adult Court Hearing**  
0

**Charges Cleared By Transfer to Adult Court**  
0

**Special Proceeding**  
1,029

**Review Concluded**  
56

**Case Held Open**  
3

**Other**  
76

**Formal Adjudications**  
726

**Juvenile Court System Outcomes / Dispositions**  
4,191

**Formal**  
745

**General**  
2,000

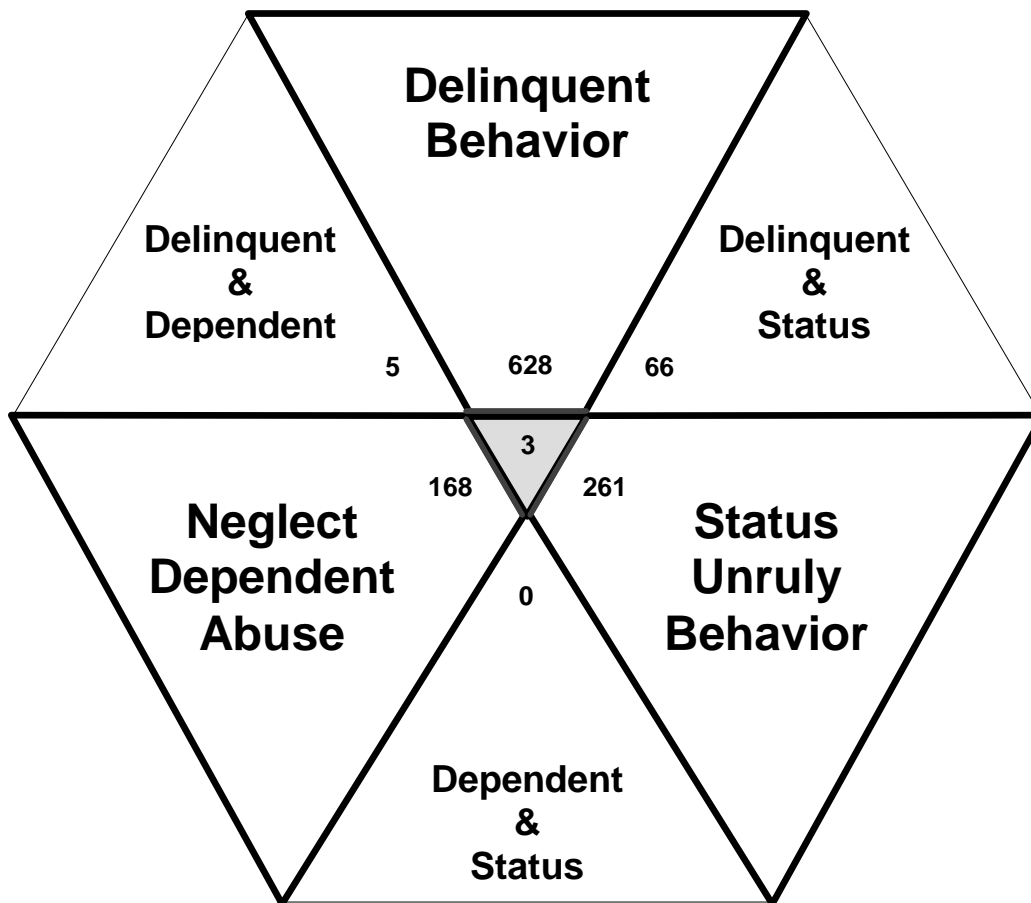
**Special Proceedings**  
1,255

**Other**  
191

**TENNESSEE COUNCIL OF JUVENILE AND FAMILY COURT JUDGES  
2008 SULLIVAN COUNTY DIV II JUVENILE COURT STATISTICAL DATA**

**Delinquent, Dependent/Neglect/Abuse, and Status/Unruly Referrals for CY 2008**

Total = 1,131



The remaining referrals are for:  
Custody, Visitation, Paternity/Legitimation, Child Support,  
Special Procedures and Other Referrals

Each child may be counted  
in more than one category

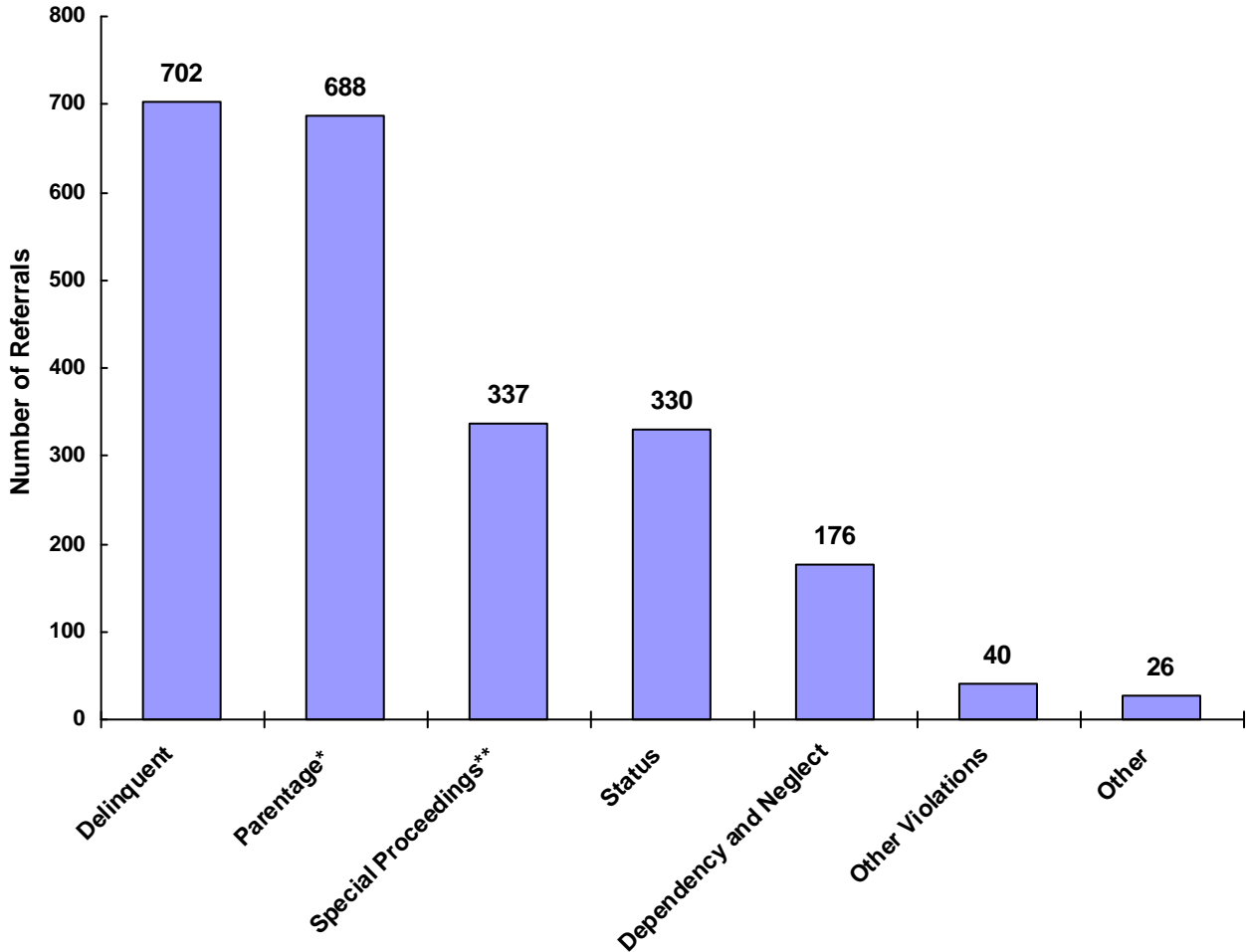
Total number of individual children for ALL referrals  
disposed by juvenile courts during CY 2008 equals  
1,417

Children can have referrals in multiple categories. The drawing above shows that in the year 2008 there were 628 referrals to Sullivan County Div II Juvenile Court for children with only delinquent offenses, 261 for those with only status/unruly behavior, and 168 for children with neglect, dependent or abuse referrals during the calendar year. There were 66 referrals for children that had a delinquent AND a status/unruly referral. There were 5 referrals for children with both delinquent behavior AND a neglect, dependent or abuse allegation. There were 0 referrals for children that had both a status/unruly referral AND a neglect, dependent or abuse allegation. Also, there were 3 referrals for children that had a delinquent referral, a status/unruly referral AND a neglect, dependent or abuse allegation.

**TENNESSEE COUNCIL OF JUVENILE AND FAMILY COURT JUDGES  
2008 SULLIVAN COUNTY DIV II JUVENILE COURT STATISTICAL DATA**

**Referrals by Type of Offense in CY 2008**

**Total Referrals = 2,299**



\* Parentage includes: Custody, Visitation, Paternity/Legitimation and Child Support

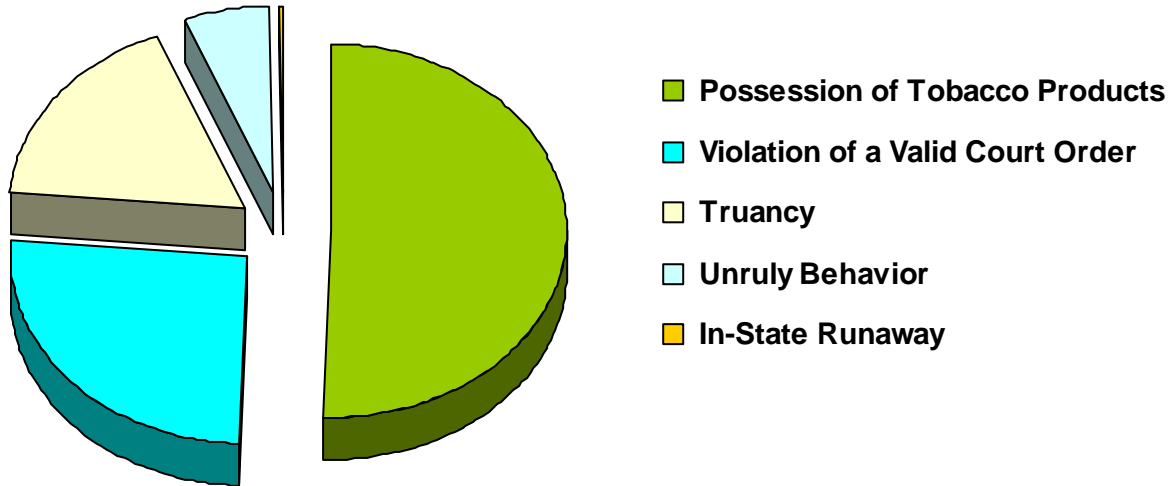
\*\*Special Proceedings include: Judicial Review, Administrative Review, Foster Care Review, Request for Medical Treatment and Consent to Marry

Information from the Juvenile Court represents a total of 1,417 children and 2,127 cases that were reported to the TCJFCJ.

A Status offense is an offense committed by a child that if committed by an adult, would not be considered an offense or unlawful act. An example of this is smoking when not legally an adult.

**TENNESSEE COUNCIL OF JUVENILE AND FAMILY COURT JUDGES  
2008 SULLIVAN COUNTY DIV II JUVENILE COURT STATISTICAL DATA**

**Referrals for Status/Unruly Offenses in CY 2008  
Total Status/Unruly Referrals = 330**



<b>Referral Reason</b>	<b>Count</b>	<b>Percent</b>
Possession of Tobacco Products	167	50.61%
Violation of a Valid Court Order	85	25.76%
Truancy	58	17.58%
Unruly Behavior	19	5.76%
In-State Runaway	1	0.30%
Violation of Curfew	0	0.00%
Out-of-State Runaway	0	0.00%
<b>Total</b>	<b>330</b>	

**TENNESSEE COUNCIL OF JUVENILE AND FAMILY COURT JUDGES  
2008 SULLIVAN COUNTY DIV II JUVENILE COURT STATISTICAL DATA**

**Children\* with Delinquent Referrals by Race and Sex for CY 2008**

	White	African American	Native American	Asian	Mixed Race	Unknown Race	Total
<b>Male</b>	290	20	0	1	3	0	<b>314</b>
<b>Female</b>	153	8	0	0	0	0	<b>161</b>
<b>Unknown Sex</b>	0	0	0	0	0	0	
<b>Totals</b>	<b>443</b>	<b>28</b>	<b>0</b>	<b>1</b>	<b>3</b>	<b>0</b>	<b>475</b>

**Children\* with Status/Unruly Referrals by Race and Sex for CY 2008**

	White	African American	Native American	Asian	Mixed Race	Unknown Race	Total
<b>Male</b>	148	11	0	1	0	0	<b>160</b>
<b>Female</b>	100	3	1	0	1	1	<b>106</b>
<b>Unknown Sex</b>	0	0	0	0	0	0	
<b>Totals</b>	<b>248</b>	<b>14</b>	<b>1</b>	<b>1</b>	<b>1</b>	<b>1</b>	<b>266</b>

**Children\* with Dependency/Neglect/Abuse Allegations by Race and Sex for CY 2008**

	White	African American	Native American	Asian	Mixed Race	Unknown Race	Total
<b>Male</b>	52	3	0	0	0	0	<b>55</b>
<b>Female</b>	68	6	0	0	0	0	<b>74</b>
<b>Unknown Sex</b>	0	0	0	0	0	0	
<b>Totals</b>	<b>120</b>	<b>9</b>	<b>0</b>	<b>0</b>	<b>0</b>	<b>0</b>	<b>129</b>

\* A child may be counted in more than one category



**TENNESSEE COUNCIL OF JUVENILE AND FAMILY COURT JUDGES  
2008 SULLIVAN COUNTY DIV II JUVENILE COURT STATISTICAL DATA**

**Delinquent Referrals by Race and Sex for CY 2008**

	White	African American	Native American	Asian	Mixed Race	Unknown Race	Total
<b>Male</b>	436	30	0	1	4	0	<b>471</b>
<b>Female</b>	214	17	0	0	0	0	<b>231</b>
<b>Unknown Sex</b>	0	0	0	0	0	0	<b>0</b>
<b>Totals</b>	<b>650</b>	<b>47</b>	<b>0</b>	<b>1</b>	<b>4</b>	<b>0</b>	<b>702</b>

**Status/Unruly Referrals by Race and Sex for CY 2008**

	White	African American	Native American	Asian	Mixed Race	Unknown Race	Total
<b>Male</b>	192	14	0	1	0	0	<b>207</b>
<b>Female</b>	115	4	1	0	1	2	<b>123</b>
<b>Unknown Sex</b>	0	0	0	0	0	0	<b>0</b>
<b>Totals</b>	<b>307</b>	<b>18</b>	<b>1</b>	<b>1</b>	<b>1</b>	<b>2</b>	<b>330</b>

**Dependency/Neglect/Abuse Allegations by Race and Sex for CY 2008**

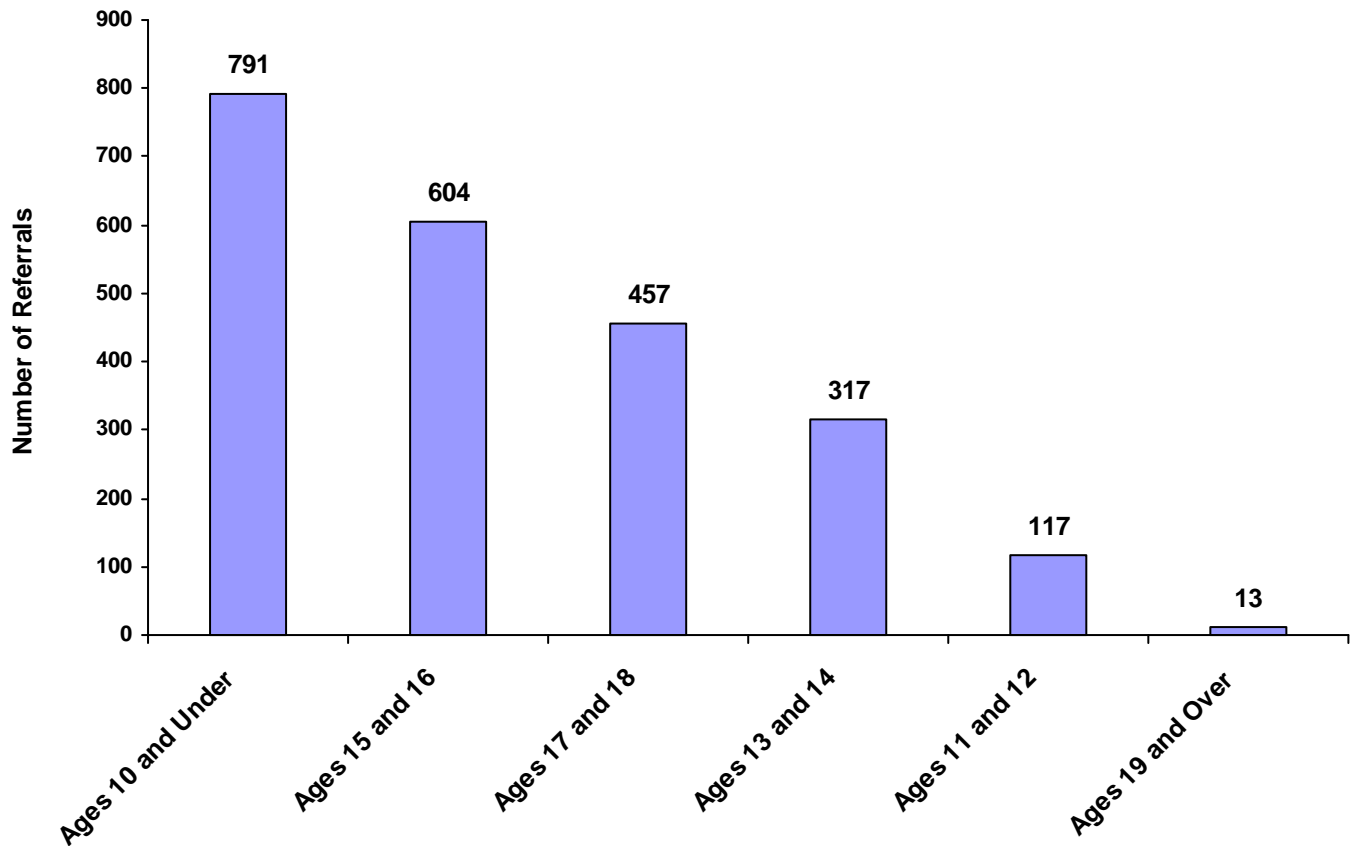
	White	African American	Native American	Asian	Mixed Race	Unknown Race	Total
<b>Male</b>	73	7	0	0	1	0	<b>81</b>
<b>Female</b>	88	7	0	0	0	0	<b>95</b>
<b>Unknown Sex</b>	0	0	0	0	0	0	<b>0</b>
<b>Totals</b>	<b>161</b>	<b>14</b>	<b>0</b>	<b>0</b>	<b>1</b>	<b>0</b>	<b>176</b>

**TENNESSEE COUNCIL OF JUVENILE AND FAMILY COURT JUDGES  
2008 SULLIVAN COUNTY DIV II JUVENILE COURT STATISTICAL DATA**

**Referrals by Age Group, Race and Sex for CY 2008**

	White Male	African American Male	Other Race Male	White Female	African American Female	Other Race Female	Unknown Race or Sex	Total	% of Total Referrals
Birth through Age 10	297	25	1	251	24	1	192	791	34.41%
Ages 11 and 12	58	5	2	38	3	0	11	117	5.09%
Ages 13 and 14	176	25	0	104	5	1	6	317	13.79%
Ages 15 and 16	313	32	1	230	13	3	12	604	26.27%
Ages 17 and 18	268	14	5	150	12	0	8	457	19.88%
Ages 19 and Over	5	0	0	2	0	0	6	13	0.57%
<b>All Age Group Totals</b>	<b>1,117</b>	<b>101</b>	<b>9</b>	<b>775</b>	<b>57</b>	<b>5</b>	<b>235</b>	<b>2,299</b>	

**Total Referrals by Age Group**

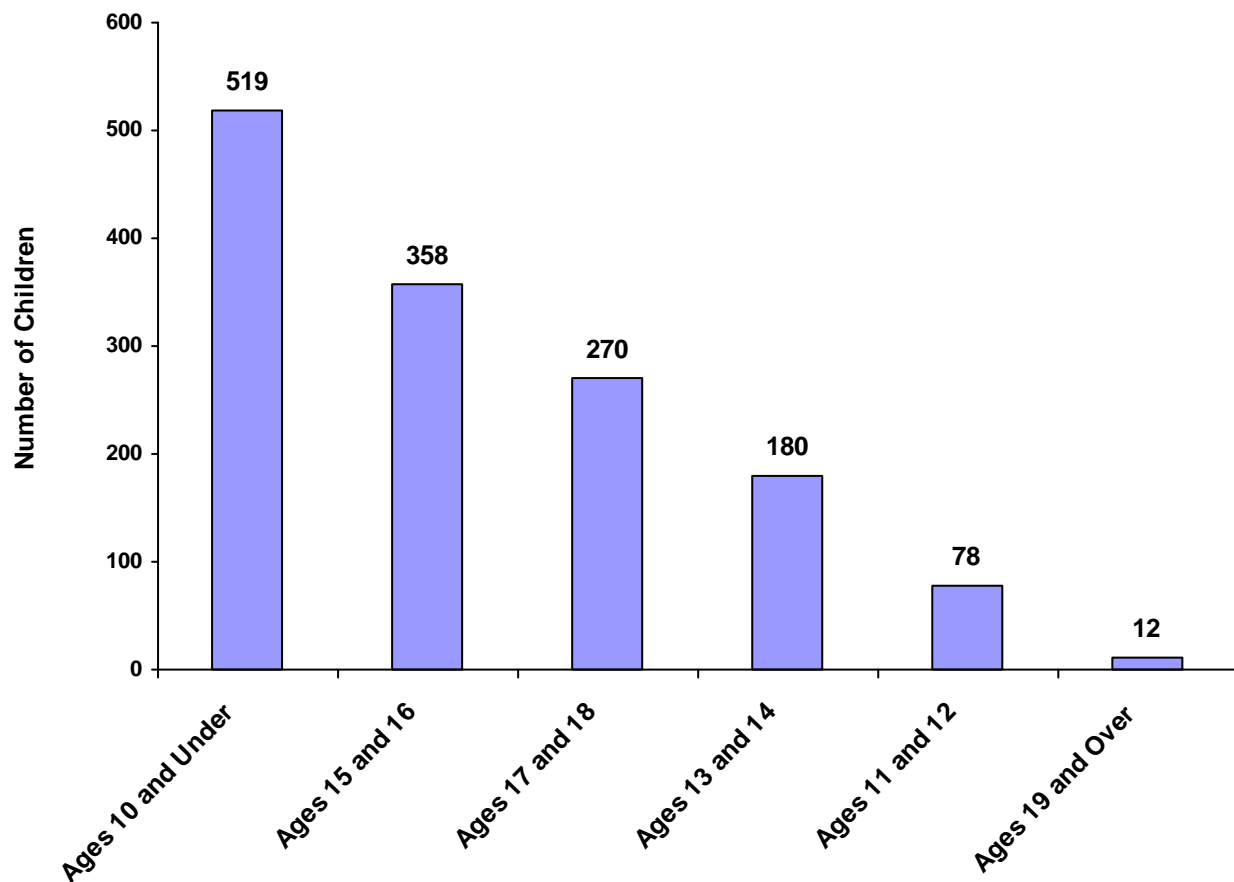


**TENNESSEE COUNCIL OF JUVENILE AND FAMILY COURT JUDGES  
2008 SULLIVAN COUNTY DIV II JUVENILE COURT STATISTICAL DATA**

**Children Referred by Age Group, Race and Sex for CY 2008**

	White Male	African American Male	Other Race Male	White Female	African American Female	Other Race Female	Unknown Race or Sex	Total	% of All Children Referred
Ages 10 and Under	167	14	1	150	14	1	172	519	36.63%
Ages 11 through 12	40	4	1	20	2	0	11	78	5.50%
Ages 13 through 14	96	7	0	68	3	1	5	180	12.70%
Ages 15 through 16	182	13	1	144	5	3	10	358	25.26%
Ages 17 through 18	157	8	4	90	4	0	7	270	19.05%
Ages 19 and Over	4	0	0	2	0	0	6	12	0.85%
<b>Total</b>	<b>646</b>	<b>46</b>	<b>7</b>	<b>474</b>	<b>28</b>	<b>5</b>	<b>211</b>	<b>1,417</b>	

**Total Children by Age Group**

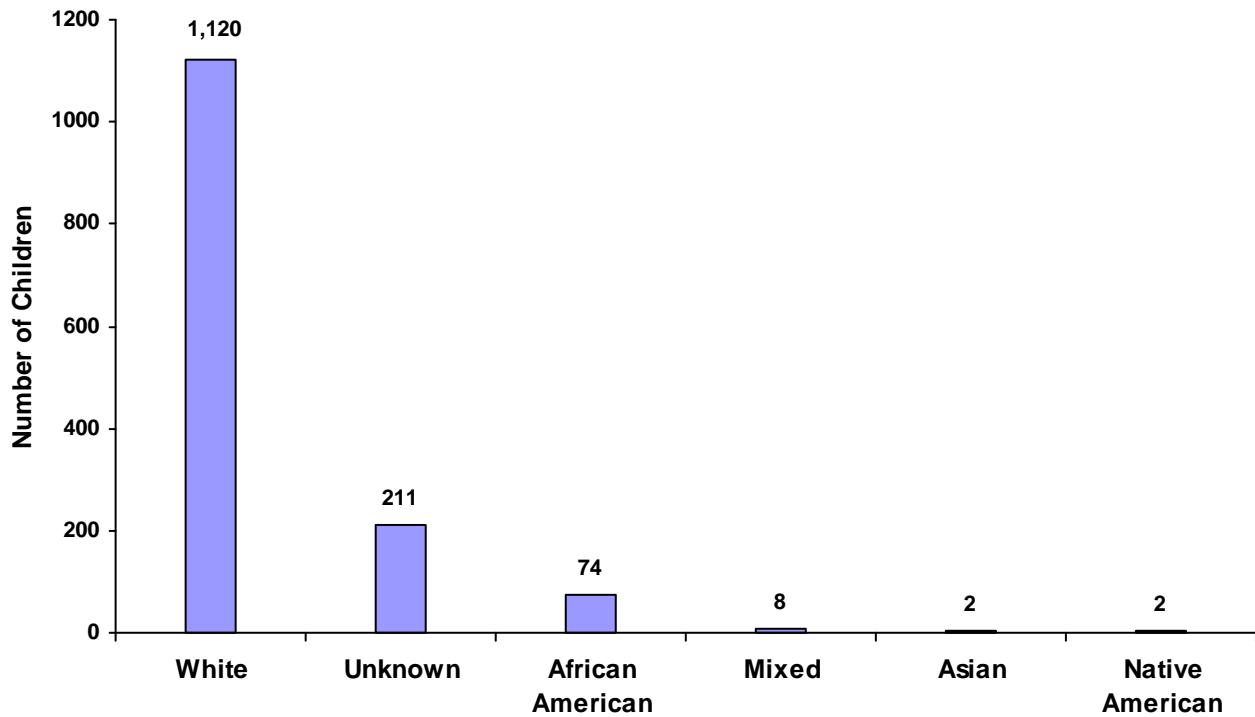


**TENNESSEE COUNCIL OF JUVENILE AND FAMILY COURT JUDGES  
2008 SULLIVAN COUNTY DIV II JUVENILE COURT STATISTICAL DATA**

**Children Referred by Race and Sex for CY 2008**

Race	Male	Female	Unknown	Total
White	646	474	0	1,120
African American	46	28	0	74
Native American	0	2	0	2
Asian	2	0	0	2
Mixed	5	3	0	8
Unknown	124	87	0	211
<b>Total</b>	<b>823</b>	<b>594</b>	<b>0</b>	<b>1,417</b>

**Total Children by Race**

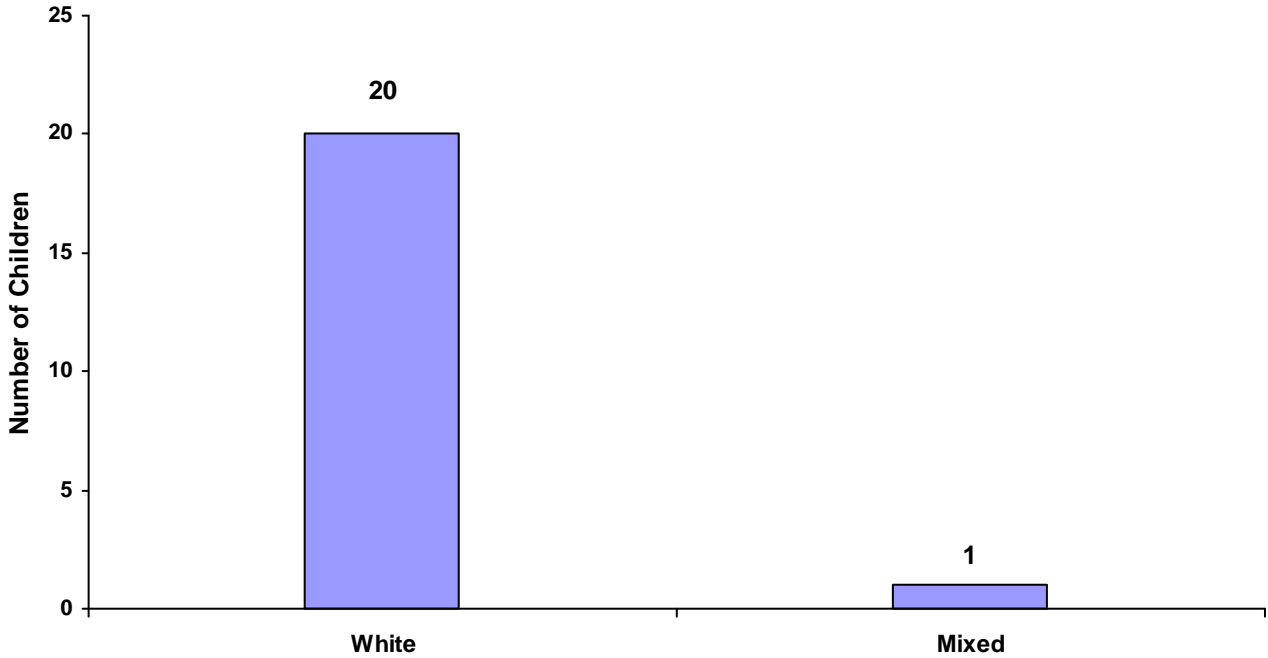


**TENNESSEE COUNCIL OF JUVENILE AND FAMILY COURT JUDGES  
2008 SULLIVAN COUNTY DIV II JUVENILE COURT STATISTICAL DATA**

**Children of Hispanic Origin by Race and Sex for CY 2008**

<b>Race</b>	<b>Male</b>	<b>Female</b>	<b>Unknown</b>	<b>Total</b>
<b>White</b>	<b>9</b>	<b>11</b>	<b>0</b>	<b>20</b>
<b>African American</b>	<b>0</b>	<b>0</b>	<b>0</b>	<b>0</b>
<b>Native American</b>	<b>0</b>	<b>0</b>	<b>0</b>	<b>0</b>
<b>Asian</b>	<b>0</b>	<b>0</b>	<b>0</b>	<b>0</b>
<b>Mixed</b>	<b>1</b>	<b>0</b>	<b>0</b>	<b>1</b>
<b>Unknown</b>	<b>0</b>	<b>0</b>	<b>0</b>	<b>0</b>
<b>Total</b>	<b>10</b>	<b>11</b>	<b>0</b>	<b>21</b>

**Total Children of Hispanic Origin by Race**



**TENNESSEE COUNCIL OF JUVENILE AND FAMILY COURT JUDGES  
2008 SULLIVAN COUNTY DIV II JUVENILE COURT STATISTICAL DATA**

**Referrals by Type of Offense, Age Group, Race and Sex for CY 2008**

	White Male	African American Male	Other Race Male	White Female	African American Female	Other Race Female	Unknown Race or Sex	Total
<b>Delinquent</b>								
Ages 10 and Under	2	0	0	3	0	0	0	5
Ages 11 through 12	21	3	2	1	2	0	0	29
Ages 13 through 14	80	7	0	30	2	0	0	119
Ages 15 through 16	159	16	1	95	6	0	0	277
Ages 17 through 18	174	4	2	85	7	0	0	272
Ages 19 and Over	0	0	0	0	0	0	0	0
<b>Total</b>	<b>436</b>	<b>30</b>	<b>5</b>	<b>214</b>	<b>17</b>	<b>0</b>	<b>0</b>	<b>702</b>
<b>Status</b>								
Ages 10 and Under	2	0	0	1	0	0	0	3
Ages 11 through 12	7	1	0	9	0	0	0	17
Ages 13 through 14	39	4	0	26	0	0	0	69
Ages 15 through 16	88	6	0	54	1	2	1	152
Ages 17 through 18	56	3	1	25	3	0	1	89
Ages 19 and Over	0	0	0	0	0	0	0	0
<b>Total</b>	<b>192</b>	<b>14</b>	<b>1</b>	<b>115</b>	<b>4</b>	<b>2</b>	<b>2</b>	<b>330</b>
<b>Dependency and Neglect</b>								
Ages 10 and Under	61	4	0	61	3	0	0	129
Ages 11 through 12	3	0	0	6	0	0	0	9
Ages 13 through 14	3	0	0	7	2	0	0	12
Ages 15 through 16	5	3	0	10	1	0	0	19
Ages 17 through 18	1	0	1	4	1	0	0	7
Ages 19 and Over	0	0	0	0	0	0	0	0
<b>Total</b>	<b>73</b>	<b>7</b>	<b>1</b>	<b>88</b>	<b>7</b>	<b>0</b>	<b>0</b>	<b>176</b>
<b>Other Violations</b>								
Ages 10 and Under	0	0	0	0	0	0	0	0
Ages 11 through 12	0	0	0	2	0	0	0	2
Ages 13 through 14	2	1	0	3	0	0	0	6
Ages 15 through 16	10	4	0	6	0	0	0	20
Ages 17 through 18	7	0	0	5	0	0	0	12
Ages 19 and Over	0	0	0	0	0	0	0	0
<b>Total</b>	<b>19</b>	<b>5</b>	<b>0</b>	<b>16</b>	<b>0</b>	<b>0</b>	<b>0</b>	<b>40</b>

**TENNESSEE COUNCIL OF JUVENILE AND FAMILY COURT JUDGES  
2008 SULLIVAN COUNTY DIV II JUVENILE COURT STATISTICAL DATA**

**Referrals by Type of Offense, Age Group, Race and Sex for CY 2008**

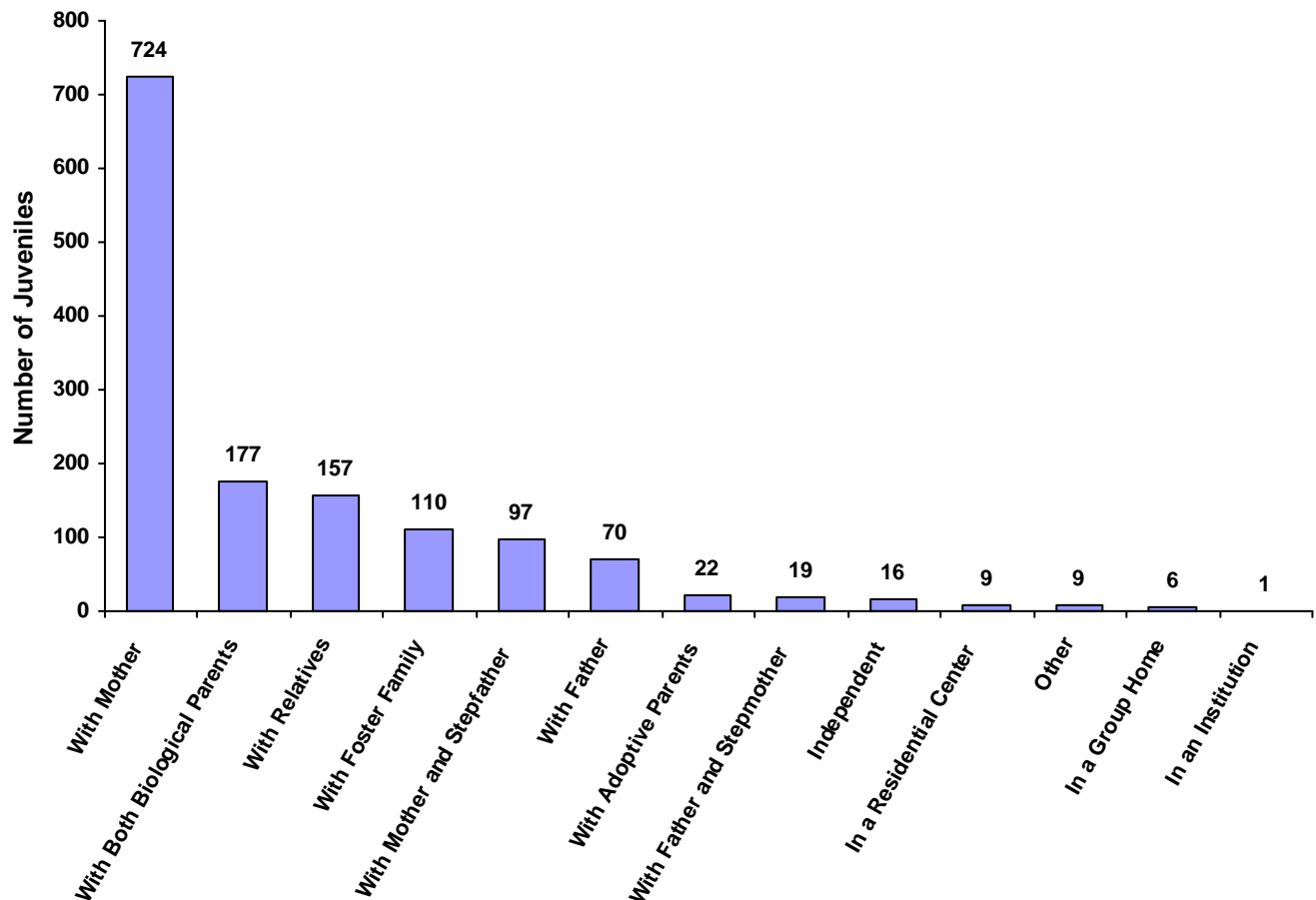
	<b>White Male</b>	<b>African American Male</b>	<b>Other Race Male</b>	<b>White Female</b>	<b>African American Female</b>	<b>Other Race Female</b>	<b>Unknown Race or Sex</b>	<b>Total</b>
<b>Special Proceedings</b>								
Ages 10 and Under	227	21	1	183	21	1	192	<b>646</b>
Ages 11 through 12	27	1	0	20	1	0	11	<b>60</b>
Ages 13 through 14	52	12	0	38	1	1	6	<b>110</b>
Ages 15 through 16	47	3	0	61	5	1	11	<b>128</b>
Ages 17 through 18	26	7	1	26	1	0	7	<b>68</b>
Ages 19 and Over	5	0	0	2	0	0	6	<b>13</b>
<b>Total</b>	<b>384</b>	<b>44</b>	<b>2</b>	<b>330</b>	<b>29</b>	<b>3</b>	<b>233</b>	<b>1,025</b>
<b>Other</b>								
Ages 10 and Under	5	0	0	3	0	0	0	<b>8</b>
Ages 11 through 12	0	0	0	0	0	0	0	<b>0</b>
Ages 13 through 14	0	1	0	0	0	0	0	<b>1</b>
Ages 15 through 16	4	0	0	4	0	0	0	<b>8</b>
Ages 17 through 18	4	0	0	5	0	0	0	<b>9</b>
Ages 19 and Over	0	0	0	0	0	0	0	<b>0</b>
<b>Total</b>	<b>13</b>	<b>1</b>	<b>0</b>	<b>12</b>	<b>0</b>	<b>0</b>	<b>0</b>	<b>26</b>
<b>Grand Total</b>	<b>1,117</b>	<b>101</b>	<b>9</b>	<b>775</b>	<b>57</b>	<b>5</b>	<b>235</b>	<b>2,299</b>

**TENNESSEE COUNCIL OF JUVENILE AND FAMILY COURT JUDGES  
2008 SULLIVAN COUNTY DIV II JUVENILE COURT STATISTICAL DATA**

**Living Arrangement of Juveniles by Race and Sex for CY 2008**

	White Male	African American Male	Other Race Male	White Female	African American Female	Other Race Female	Unknown Race or Sex	Total	% of All Children Referred
With Both Biological Parents	107	3	1	63	3	0	0	177	12.49%
With Father and Stepmother	14	0	0	5	0	0	0	19	1.34%
With Mother and Stepfather	51	3	1	40	1	1	0	97	6.85%
With Mother	270	22	2	221	16	3	190	724	51.09%
With Father	44	4	0	21	0	0	1	70	4.94%
With Relatives	77	7	0	58	2	0	13	157	11.08%
With Adoptive Parents	11	1	2	8	0	0	0	22	1.55%
With Foster Family	50	5	0	44	4	1	6	110	7.76%
In a Group Home	4	0	1	1	0	0	0	6	0.42%
In a Residential Center	8	1	0	0	0	0	0	9	0.64%
In an Institution	1	0	0	0	0	0	0	1	0.07%
Independent	4	0	0	11	1	0	0	16	1.13%
Unknown	0	0	0	0	0	0	0	0	0.00%
Other	5	0	0	2	1	0	1	9	0.64%
<b>Totals</b>	<b>646</b>	<b>46</b>	<b>7</b>	<b>474</b>	<b>28</b>	<b>5</b>	<b>211</b>	<b>1,417</b>	

**Living Arrangement of Juveniles**





**TENNESSEE COUNCIL OF JUVENILE AND FAMILY COURT JUDGES  
2008 SULLIVAN COUNTY DIV II JUVENILE COURT STATISTICAL DATA**

**Last Grade Completed by Children by Race and Sex for CY 2008**

	White Male	African American Male	Other Race Male	White Female	African American Female	Other Race Female	Unknown Race or Sex	Total	% of All Children Referred
Too Young for School	114	13	0	99	7	1	123	357	25.19%
Preschool	1	0	0	0	0	0	0	1	0.07%
Kindergarten	12	0	0	11	1	0	3	27	1.91%
1st Grade	11	1	0	11	0	0	3	26	1.83%
2nd Grade	7	0	0	5	4	0	1	17	1.20%
3rd Grade	11	0	1	6	0	0	0	18	1.27%
4th Grade	19	1	0	11	1	0	0	32	2.26%
5th Grade	22	2	1	12	1	0	2	40	2.82%
6th Grade	23	1	0	15	1	0	2	42	2.96%
7th Grade	38	4	0	25	2	0	0	69	4.87%
8th Grade	78	4	0	51	4	1	0	138	9.74%
9th Grade	101	6	1	65	0	1	0	174	12.28%
10th Grade	88	5	1	76	3	1	3	177	12.49%
11th Grade	89	6	3	51	2	0	0	151	10.66%
12th Grade	8	1	0	12	1	0	0	22	1.55%
Non-Graded Special Ed	0	0	0	0	0	0	0	0	0.00%
GED	6	1	0	4	0	0	0	11	0.78%
Graduated	0	0	0	0	0	0	0	0	0.00%
Never Attended School	0	0	0	0	0	0	0	0	0.00%
Unknown	18	1	0	19	1	1	74	114	8.05%
Other	0	0	0	1	0	0	0	1	0.07%
<b>Totals</b>	<b>646</b>	<b>46</b>	<b>7</b>	<b>474</b>	<b>28</b>	<b>5</b>	<b>211</b>	<b>1,417</b>	

**Children Enrolled in School**

	Children	% of All Children
Enrolled	1,356	95.70%
Not Enrolled	56	3.95%
Unknown	5	0.35%
	<b>1,417</b>	

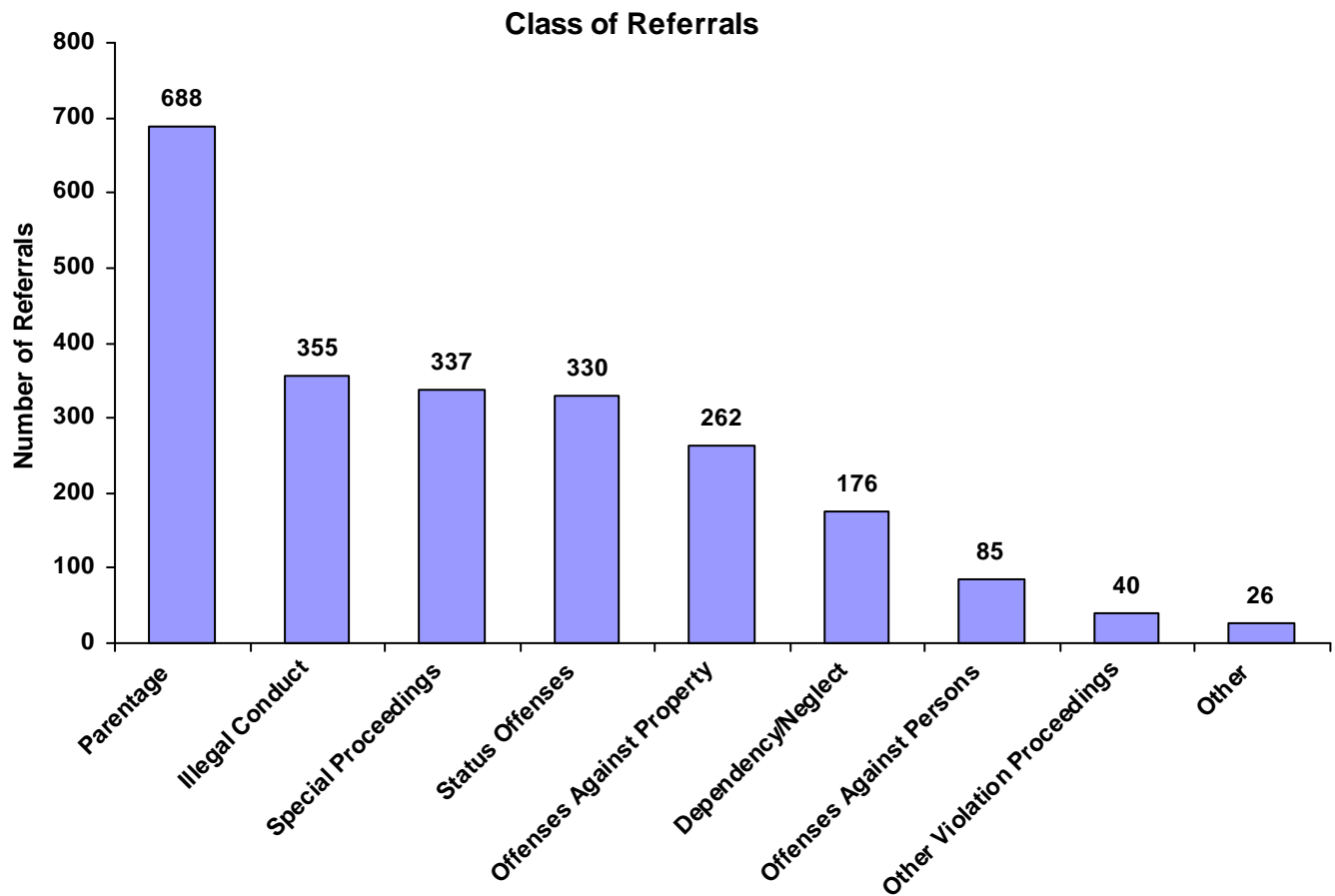
**Children Enrolled in Special Education**

	Children	% of All Children
Enrolled	117	8.26%
Not Enrolled	1,300	91.74%
Unknown	0	0.00%
	<b>1,417</b>	

**TENNESSEE COUNCIL OF JUVENILE AND FAMILY COURT JUDGES  
2008 SULLIVAN COUNTY DIV II JUVENILE COURT STATISTICAL DATA**

**Class of Referrals by Race and Sex for CY 2008**

	White Male	African American Male	Other Race Male	White Female	African American Female	Other Race Female	Unknown Race or Sex	Total	% of Total Referrals
Offenses Against Persons	55	5	3	19	3	0	0	85	3.70%
Offenses Against Property	146	11	0	102	3	0	0	262	11.40%
Illegal Conduct	235	14	2	93	11	0	0	355	15.44%
Status Offenses	192	14	1	115	4	2	2	330	14.35%
Dependency/Neglect	73	7	1	88	7	0	0	176	7.66%
Other Violation Proceedings	19	5	0	16	0	0	0	40	1.74%
Parentage	229	28	1	186	10	2	232	688	29.93%
Special Proceedings	155	16	1	144	19	1	1	337	14.66%
Other	13	1	0	12	0	0	0	26	1.13%
<b>Totals</b>	<b>1,117</b>	<b>101</b>	<b>9</b>	<b>775</b>	<b>57</b>	<b>5</b>	<b>235</b>	<b>2,299</b>	



**TENNESSEE COUNCIL OF JUVENILE AND FAMILY COURT JUDGES  
2008 SULLIVAN COUNTY DIV II JUVENILE COURT STATISTICAL DATA**

**Referrals by Class and Type Of Offense by Race and Sex for CY 2008**

	<b>White Male</b>	<b>African American Male</b>	<b>Other Race Male</b>	<b>White Female</b>	<b>African American Female</b>	<b>Other Race Female</b>	<b>Unknown Race or Sex</b>	<b>Total</b>
<b><u>Offenses Against Persons</u></b>								
Assault	42	4	2	17	2	0	0	<b>67</b>
Aggravated Assault	3	1	1	1	0	0	0	<b>6</b>
Other Sexual Offenses	5	0	0	0	0	0	0	<b>5</b>
Reckless Endangerment	1	0	0	1	1	0	0	<b>3</b>
Rape of a Child	2	0	0	0	0	0	0	<b>2</b>
Aggravated Sexual Battery	2	0	0	0	0	0	0	<b>2</b>
Criminal Homicide	0	0	0	0	0	0	0	<b>0</b>
1st Degree Murder	0	0	0	0	0	0	0	<b>0</b>
2nd Degree Murder	0	0	0	0	0	0	0	<b>0</b>
Aggravated Rape	0	0	0	0	0	0	0	<b>0</b>
Aggravated Vehicular Homicide	0	0	0	0	0	0	0	<b>0</b>
Esp. Aggravated Robbery	0	0	0	0	0	0	0	<b>0</b>
Esp. Aggravated Kidnapping	0	0	0	0	0	0	0	<b>0</b>
Aggravated Robbery	0	0	0	0	0	0	0	<b>0</b>
Aggravated Kidnapping	0	0	0	0	0	0	0	<b>0</b>
Aggravated Child Abuse / Neglect	0	0	0	0	0	0	0	<b>0</b>
Rape	0	0	0	0	0	0	0	<b>0</b>
Voluntary Manslaughter	0	0	0	0	0	0	0	<b>0</b>
Vehicular Homicide	0	0	0	0	0	0	0	<b>0</b>
Sexual Abuse of a Child	0	0	0	0	0	0	0	<b>0</b>
Robbery	0	0	0	0	0	0	0	<b>0</b>
Criminally Negligent Homicide	0	0	0	0	0	0	0	<b>0</b>
Attempted Crime Against a Person	0	0	0	0	0	0	0	<b>0</b>
<b>Totals</b>	<b>55</b>	<b>5</b>	<b>3</b>	<b>19</b>	<b>3</b>	<b>0</b>	<b>0</b>	<b>85</b>
<b><u>Offenses Against Property</u></b>								
Theft of Property	72	7	0	81	2	0	0	<b>162</b>
Vandalism	44	2	0	9	0	0	0	<b>55</b>
Burglary	13	0	0	5	0	0	0	<b>18</b>
Aggravated Burglary	14	0	0	1	0	0	0	<b>15</b>
Arson	2	1	0	0	0	0	0	<b>3</b>
Forgery	0	1	0	2	0	0	0	<b>3</b>
Illegal Poss/Use of Credit/Debit Cards	0	0	0	3	0	0	0	<b>3</b>
Unauthorized Use of a Vehicle	1	0	0	1	1	0	0	<b>3</b>
Aggravated Arson	0	0	0	0	0	0	0	<b>0</b>
Worthless Checks	0	0	0	0	0	0	0	<b>0</b>
Cruelty to Animals	0	0	0	0	0	0	0	<b>0</b>
<b>Totals</b>	<b>146</b>	<b>11</b>	<b>0</b>	<b>102</b>	<b>3</b>	<b>0</b>	<b>0</b>	<b>262</b>

**TENNESSEE COUNCIL OF JUVENILE AND FAMILY COURT JUDGES  
2008 SULLIVAN COUNTY DIV II JUVENILE COURT STATISTICAL DATA**

**Referrals by Class and Type Of Offense by Race and Sex for CY 2008**

	White Male	African American Male	Other Race Male	White Female	African American Female	Other Race Female	Unknown Race or Sex	Total
<b><u>Illegal Conduct</u></b>								
Traffic	89	3	0	44	4	0	0	140
Possession of Controlled Substances	34	5	0	7	1	0	0	47
Possession/Consumption of Alcohol	24	3	1	9	2	0	0	39
Other Drug Offenses	14	1	0	2	0	0	0	17
Disorderly Conduct	11	1	1	3	0	0	0	16
Violation of Probation	9	0	0	6	1	0	0	16
Criminal Trespass	13	0	0	2	0	0	0	15
Contempt of Court	7	0	0	3	0	0	0	10
Violation of Aftercare	7	0	0	3	0	0	0	10
Evading Arrest	8	0	0	1	0	0	0	9
Public Intoxication	4	0	0	5	0	0	0	9
Resist Stop/Frisk/Halt/Arrest/Search	5	0	0	2	0	0	0	7
Unlawful Carrying / Poss of a Weapon	4	0	0	1	0	0	0	5
Driving Under Influence (DUI)	2	0	0	1	1	0	0	4
Filing a False Police Report	1	0	0	2	1	0	0	4
Carrying Weapons on School Property	1	1	0	0	0	0	0	2
Sale of Controlled Substances	0	0	0	0	1	0	0	1
Criminal Attempt	0	0	0	1	0	0	0	1
Failure to Appear	1	0	0	0	0	0	0	1
Criminal Impersonation	0	0	0	1	0	0	0	1
Violation of Wildlife Regulations	1	0	0	0	0	0	0	1
Escape	0	0	0	0	0	0	0	0
Aggravated Criminal Trespass	0	0	0	0	0	0	0	0
Harassment	0	0	0	0	0	0	0	0
Gambling	0	0	0	0	0	0	0	0
Local Ordinances	0	0	0	0	0	0	0	0
<b>Totals</b>	<b>235</b>	<b>14</b>	<b>2</b>	<b>93</b>	<b>11</b>	<b>0</b>	<b>0</b>	<b>355</b>
<b><u>Status Offenses</u></b>								
Possession of Tobacco Products	107	9	0	49	2	0	0	167
Violation of a Valid Court Order	54	5	1	22	2	1	0	85
Truancy	22	0	0	33	0	1	2	58
Unruly Behavior	8	0	0	11	0	0	0	19
In-State Runaway	1	0	0	0	0	0	0	1
Out-of-State Runaway	0	0	0	0	0	0	0	0
Violation of Curfew	0	0	0	0	0	0	0	0
<b>Totals</b>	<b>192</b>	<b>14</b>	<b>1</b>	<b>115</b>	<b>4</b>	<b>2</b>	<b>2</b>	<b>330</b>
<b><u>Dependency/Neglect</u></b>								
Dependency / Neglect	57	3	0	77	6	0	0	143
Termination of Parental Rights	16	4	1	10	1	0	0	32
Sexually Abused Child	0	0	0	1	0	0	0	1
Physically Abused Child	0	0	0	0	0	0	0	0
<b>Totals</b>	<b>73</b>	<b>7</b>	<b>1</b>	<b>88</b>	<b>7</b>	<b>0</b>	<b>0</b>	<b>176</b>

**TENNESSEE COUNCIL OF JUVENILE AND FAMILY COURT JUDGES  
2008 SULLIVAN COUNTY DIV II JUVENILE COURT STATISTICAL DATA**

**Referrals by Class and Type Of Offense by Race and Sex for CY 2008**

	<b>White Male</b>	<b>African American Male</b>	<b>Other Race Male</b>	<b>White Female</b>	<b>African American Female</b>	<b>Other Race Female</b>	<b>Unknown Race or Sex</b>	<b>Total</b>
<b><u>Other Violation Proceedings</u></b>								
Violation of Pretrial Diversion	17	5	0	10	0	0	0	<b>32</b>
Violation of Informal Adjustment	2	0	0	6	0	0	0	<b>8</b>
<b>Totals</b>	<b>19</b>	<b>5</b>	<b>0</b>	<b>16</b>	<b>0</b>	<b>0</b>	<b>0</b>	<b>40</b>
<b><u>Parentage</u></b>								
Child Support	131	14	1	118	7	2	232	<b>505</b>
Custody	51	6	0	39	0	0	0	<b>96</b>
Visitation	31	5	0	18	2	0	0	<b>56</b>
Paternity / Legitimation	16	3	0	11	1	0	0	<b>31</b>
<b>Totals</b>	<b>229</b>	<b>28</b>	<b>1</b>	<b>186</b>	<b>10</b>	<b>2</b>	<b>232</b>	<b>688</b>
<b><u>Special Proceedings</u></b>								
Judicial Review	122	9	0	108	13	1	1	<b>254</b>
Foster Care Review	30	6	1	33	6	0	0	<b>76</b>
Administrative Review	3	1	0	2	0	0	0	<b>6</b>
Consent to Marry	0	0	0	1	0	0	0	<b>1</b>
Request for Medical Treatment	0	0	0	0	0	0	0	<b>0</b>
<b>Totals</b>	<b>155</b>	<b>16</b>	<b>1</b>	<b>144</b>	<b>19</b>	<b>1</b>	<b>1</b>	<b>337</b>
<b><u>Other</u></b>								
Other	13	1	0	12	0	0	0	<b>26</b>
<b>Totals</b>	<b>13</b>	<b>1</b>	<b>0</b>	<b>12</b>	<b>0</b>	<b>0</b>	<b>0</b>	<b>26</b>
<b>All Referral Totals</b>	<b>1,117</b>	<b>101</b>	<b>9</b>	<b>775</b>	<b>57</b>	<b>5</b>	<b>235</b>	<b>2,299</b>

**TENNESSEE COUNCIL OF JUVENILE AND FAMILY COURT JUDGES  
2008 SULLIVAN COUNTY DIV II JUVENILE COURT STATISTICAL DATA**

**Referral Reasons by Type of Offense, Race and Sex for CY 2008**

	White Male	African American Male	Other Race Male	White Female	African American Female	Other Race Female	Unknown Race or Sex	Total
<b>Delinquent</b>								
Theft of Property	72	7	0	81	2	0	0	162
Traffic	89	3	0	44	4	0	0	140
Assault	42	4	2	17	2	0	0	67
Vandalism	44	2	0	9	0	0	0	55
Possession of Controlled Substances	34	5	0	7	1	0	0	47
Possession/Consumption of Alcohol	24	3	1	9	2	0	0	39
Burglary	13	0	0	5	0	0	0	18
Other Drug Offenses	14	1	0	2	0	0	0	17
Disorderly Conduct	11	1	1	3	0	0	0	16
Violation of Probation	9	0	0	6	1	0	0	16
Aggravated Burglary	14	0	0	1	0	0	0	15
Criminal Trespass	13	0	0	2	0	0	0	15
Contempt of Court	7	0	0	3	0	0	0	10
Violation of Aftercare	7	0	0	3	0	0	0	10
Evading Arrest	8	0	0	1	0	0	0	9
Public Intoxication	4	0	0	5	0	0	0	9
Resist Stop/Frisk/Halt/Arrest/Search	5	0	0	2	0	0	0	7
Aggravated Assault	3	1	1	1	0	0	0	6
Other Sexual Offenses	5	0	0	0	0	0	0	5
Unlawful Carrying / Poss of a Weapon	4	0	0	1	0	0	0	5
Driving Under Influence (DUI)	2	0	0	1	1	0	0	4
Filing a False Police Report	1	0	0	2	1	0	0	4
Reckless Endangerment	1	0	0	1	1	0	0	3
Arson	2	1	0	0	0	0	0	3
Forgery	0	1	0	2	0	0	0	3
Illegal Poss/Use of Credit/Debit Cards	0	0	0	3	0	0	0	3
Unauthorized Use of a Vehicle	1	0	0	1	1	0	0	3
Rape of a Child	2	0	0	0	0	0	0	2
Aggravated Sexual Battery	2	0	0	0	0	0	0	2
Carrying Weapons on School Property	1	1	0	0	0	0	0	2
Sale of Controlled Substances	0	0	0	0	1	0	0	1
Criminal Attempt	0	0	0	1	0	0	0	1
Failure to Appear	1	0	0	0	0	0	0	1
Criminal Impersonation	0	0	0	1	0	0	0	1
Violation of Wildlife Regulations	1	0	0	0	0	0	0	1
Criminal Homicide	0	0	0	0	0	0	0	0
1st Degree Murder	0	0	0	0	0	0	0	0
2nd Degree Murder	0	0	0	0	0	0	0	0
Aggravated Rape	0	0	0	0	0	0	0	0
Aggravated Vehicular Homicide	0	0	0	0	0	0	0	0
Esp. Aggravated Robbery	0	0	0	0	0	0	0	0
Esp. Aggravated Kidnapping	0	0	0	0	0	0	0	0
Aggravated Robbery	0	0	0	0	0	0	0	0
Aggravated Kidnapping	0	0	0	0	0	0	0	0
Aggravated Child Abuse / Neglect	0	0	0	0	0	0	0	0
Rape	0	0	0	0	0	0	0	0
Voluntary Manslaughter	0	0	0	0	0	0	0	0
Vehicular Homicide	0	0	0	0	0	0	0	0
Sexual Abuse of a Child	0	0	0	0	0	0	0	0
Robbery	0	0	0	0	0	0	0	0
Criminally Negligent Homicide	0	0	0	0	0	0	0	0
Attempted Crime Against a Person	0	0	0	0	0	0	0	0

**TENNESSEE COUNCIL OF JUVENILE AND FAMILY COURT JUDGES  
2008 SULLIVAN COUNTY DIV II JUVENILE COURT STATISTICAL DATA**

**Referral Reasons by Type of Offense, Race and Sex for CY 2008**

	White Male	African American Male	Other Race Male	White Female	African American Female	Other Race Female	Unknown Race or Sex	Total
<b><u>Delinquent</u></b>								
Aggravated Arson	0	0	0	0	0	0	0	0
Worthless Checks	0	0	0	0	0	0	0	0
Cruelty to Animals	0	0	0	0	0	0	0	0
Escape	0	0	0	0	0	0	0	0
Aggravated Criminal Trespass	0	0	0	0	0	0	0	0
Harassment	0	0	0	0	0	0	0	0
Gambling	0	0	0	0	0	0	0	0
Local Ordinances	0	0	0	0	0	0	0	0
<b>Totals</b>	<b>436</b>	<b>30</b>	<b>5</b>	<b>214</b>	<b>17</b>	<b>0</b>	<b>0</b>	<b>702</b>
<b><u>Status</u></b>								
Possession of Tobacco Products	107	9	0	49	2	0	0	167
Violation of a Valid Court Order	54	5	1	22	2	1	0	85
Truancy	22	0	0	33	0	1	2	58
Unruly Behavior	8	0	0	11	0	0	0	19
In-State Runaway	1	0	0	0	0	0	0	1
Out-of-State Runaway	0	0	0	0	0	0	0	0
Violation of Curfew	0	0	0	0	0	0	0	0
<b>Totals</b>	<b>192</b>	<b>14</b>	<b>1</b>	<b>115</b>	<b>4</b>	<b>2</b>	<b>2</b>	<b>330</b>
<b><u>Dependency and Neglect</u></b>								
Dependency / Neglect	57	3	0	77	6	0	0	143
Termination of Parental Rights	16	4	1	10	1	0	0	32
Sexually Abused Child	0	0	0	1	0	0	0	1
Physically Abused Child	0	0	0	0	0	0	0	0
<b>Totals</b>	<b>73</b>	<b>7</b>	<b>1</b>	<b>88</b>	<b>7</b>	<b>0</b>	<b>0</b>	<b>176</b>
<b><u>Other Violations</u></b>								
Violation of Pretrial Diversion	17	5	0	10	0	0	0	32
Violation of Informal Adjustment	2	0	0	6	0	0	0	8
<b>Totals</b>	<b>19</b>	<b>5</b>	<b>0</b>	<b>16</b>	<b>0</b>	<b>0</b>	<b>0</b>	<b>40</b>
<b><u>Special Proceedings</u></b>								
Child Support	131	14	1	118	7	2	232	505
Judicial Review	122	9	0	108	13	1	1	254
Custody	51	6	0	39	0	0	0	96
Foster Care Review	30	6	1	33	6	0	0	76
Visitation	31	5	0	18	2	0	0	56
Paternity / Legitimation	16	3	0	11	1	0	0	31
Administrative Review	3	1	0	2	0	0	0	6
Consent to Marry	0	0	0	1	0	0	0	1
Request for Medical Treatment	0	0	0	0	0	0	0	0
<b>Totals</b>	<b>384</b>	<b>44</b>	<b>2</b>	<b>330</b>	<b>29</b>	<b>3</b>	<b>233</b>	<b>1,025</b>
<b><u>Other</u></b>								
Other	13	1	0	12	0	0	0	26
<b>Totals</b>	<b>13</b>	<b>1</b>	<b>0</b>	<b>12</b>	<b>0</b>	<b>0</b>	<b>0</b>	<b>26</b>
<b>All Referral Totals</b>	<b>1,117</b>	<b>101</b>	<b>9</b>	<b>775</b>	<b>57</b>	<b>5</b>	<b>235</b>	<b>2,299</b>

**TENNESSEE COUNCIL OF JUVENILE AND FAMILY COURT JUDGES  
2008 SULLIVAN COUNTY DIV II JUVENILE COURT STATISTICAL DATA**

**Top 4 Referral Reasons by Race and Sex for CY 2008**

<b>Sex</b>	<b>Race</b>	<b>Referral Reason</b>	<b>Total</b>
<b>Male</b>			
	White	1. Child Support	<b>131</b>
		2. Judicial Review	<b>122</b>
		3. Possession of Tobacco Products	<b>107</b>
		4. Traffic	<b>89</b>
	African American	1. Child Support	<b>14</b>
		2. Possession of Tobacco Products	<b>9</b>
		3. Judicial Review	<b>9</b>
		4. Theft of Property	<b>7</b>
	Other Race	1. Assault	<b>2</b>
		2. Disorderly Conduct	<b>1</b>
		3. Aggravated Assault	<b>1</b>
		4. Foster Care Review	<b>1</b>
<b>Female</b>			
	White	1. Child Support	<b>118</b>
		2. Judicial Review	<b>108</b>
		3. Theft of Property	<b>81</b>
		4. Dependency / Neglect	<b>77</b>
	African American	1. Judicial Review	<b>13</b>
		2. Child Support	<b>7</b>
		3. Foster Care Review	<b>6</b>
		4. Dependency / Neglect	<b>6</b>
	Other Race	1. Child Support	<b>2</b>
		2. Judicial Review	<b>1</b>
		3. Truancy	<b>1</b>
		4. Violation of a Valid Court Order	<b>1</b>
<b>Unknown</b>			
	Unknown	1. Child Support	<b>232</b>
		2. Truancy	<b>2</b>
		3. Judicial Review	<b>1</b>



**TENNESSEE COUNCIL OF JUVENILE AND FAMILY COURT JUDGES  
2008 SULLIVAN COUNTY DIV II JUVENILE COURT STATISTICAL DATA**

**Top 4 Referral Reasons by Race and Sex and by Type of Offense for CY 2008**

<b>Sex</b>	<b>Race</b>	<b>Referral Type</b>	<b>Referral Reason</b>	<b>Total</b>		
Male	White	Delinquent	1. Traffic	<b>89</b>		
			2. Theft of Property	<b>72</b>		
			3. Vandalism	<b>44</b>		
			4. Assault	<b>42</b>		
		Status	1. Possession of Tobacco Products	<b>107</b>		
			2. Violation of a Valid Court Order	<b>54</b>		
			3. Truancy	<b>22</b>		
		Dependency and Neglect	4. Unruly Behavior	<b>8</b>		
			1. Dependency / Neglect	<b>57</b>		
		Other Violations	2. Termination of Parental Rights	<b>16</b>		
			1. Violation of Pretrial Diversion	<b>17</b>		
		Special Proceedings	2. Violation of Informal Adjustment	<b>2</b>		
			1. Child Support	<b>131</b>		
			2. Judicial Review	<b>122</b>		
			3. Custody	<b>51</b>		
		Other	4. Visitation	<b>31</b>		
			1. Other	<b>13</b>		
			<hr/>			
		Male	African American	Delinquent	1. Theft of Property	<b>7</b>
					2. Possession of Controlled Substances	<b>5</b>
3. Assault	<b>4</b>					
4. Traffic	<b>3</b>					
Status	1. Possession of Tobacco Products			<b>9</b>		
	2. Violation of a Valid Court Order			<b>5</b>		
Dependency and Neglect	1. Termination of Parental Rights			<b>4</b>		
	2. Dependency / Neglect			<b>3</b>		
Other Violations	1. Violation of Pretrial Diversion			<b>5</b>		
Special Proceedings	1. Child Support			<b>14</b>		
	2. Judicial Review			<b>9</b>		
	3. Custody			<b>6</b>		
	4. Foster Care Review			<b>6</b>		
Other	1. Other			<b>1</b>		
<hr/>						
Male	Other Race	Delinquent	1. Assault	<b>2</b>		
			2. Disorderly Conduct	<b>1</b>		
			3. Aggravated Assault	<b>1</b>		
			4. Possession/Consumption of Alcohol	<b>1</b>		
		Status	1. Violation of a Valid Court Order	<b>1</b>		
		Dependency and Neglect	1. Termination of Parental Rights	<b>1</b>		
		Special Proceedings	1. Child Support	<b>1</b>		
			2. Foster Care Review	<b>1</b>		

**TENNESSEE COUNCIL OF JUVENILE AND FAMILY COURT JUDGES  
2008 SULLIVAN COUNTY DIV II JUVENILE COURT STATISTICAL DATA**

**Top 4 Referral Reasons by Race and Sex and by Type of Offense for CY 2008**

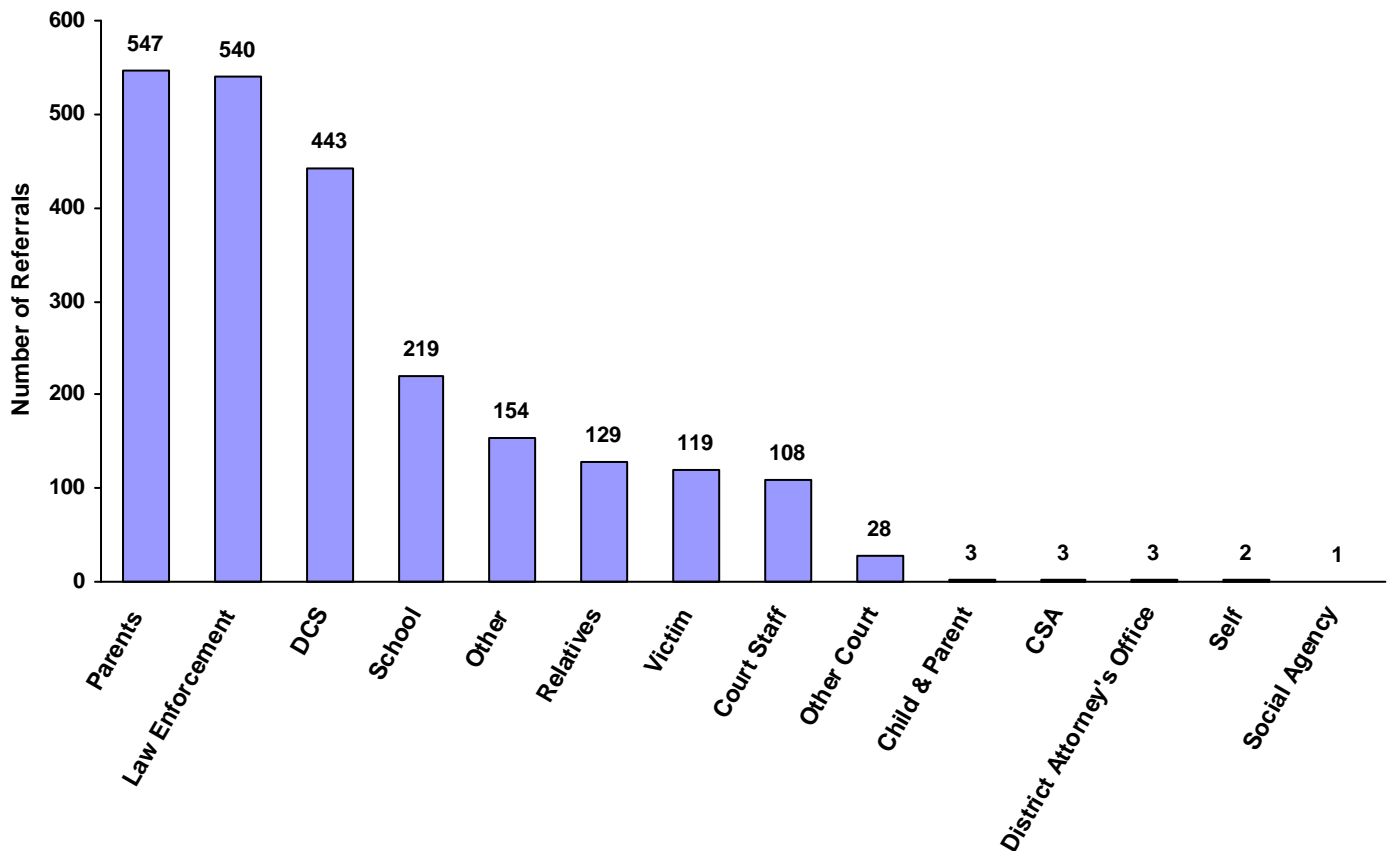
<b>Sex</b>	<b>Race</b>	<b>Referral Type</b>	<b>Referral Reason</b>	<b>Total</b>
Female	White	Delinquent	1. Theft of Property	<b>81</b>
			2. Traffic	<b>44</b>
			3. Assault	<b>17</b>
			4. Possession/Consumption of Alcohol	<b>9</b>
		Status	1. Possession of Tobacco Products	<b>49</b>
			2. Truancy	<b>33</b>
			3. Violation of a Valid Court Order	<b>22</b>
			4. Unruly Behavior	<b>11</b>
		Dependency and Neglect	1. Dependency / Neglect	<b>77</b>
			2. Termination of Parental Rights	<b>10</b>
			3. Sexually Abused Child	<b>1</b>
		Other Violations	1. Violation of Pretrial Diversion	<b>10</b>
			2. Violation of Informal Adjustment	<b>6</b>
		Special Proceedings	1. Child Support	<b>118</b>
			2. Judicial Review	<b>108</b>
			3. Custody	<b>39</b>
			4. Foster Care Review	<b>33</b>
		Other	1. Other	<b>12</b>
		Female	African American	Delinquent
2. Theft of Property	<b>2</b>			
3. Possession/Consumption of Alcohol	<b>2</b>			
4. Assault	<b>2</b>			
Status	1. Possession of Tobacco Products			<b>2</b>
	2. Violation of a Valid Court Order			<b>2</b>
Dependency and Neglect	1. Dependency / Neglect			<b>6</b>
	2. Termination of Parental Rights			<b>1</b>
Special Proceedings	1. Judicial Review			<b>13</b>
	2. Child Support			<b>7</b>
	3. Foster Care Review			<b>6</b>
	4. Visitation			<b>2</b>
Female	Other Race			Status
		2. Violation of a Valid Court Order	<b>1</b>	
		Special Proceedings	1. Child Support	<b>2</b>
			2. Judicial Review	<b>1</b>
Unknown	Unknown	Status	1. Truancy	<b>2</b>
		Special Proceedings	1. Child Support	<b>232</b>
			2. Judicial Review	<b>1</b>

**TENNESSEE COUNCIL OF JUVENILE AND FAMILY COURT JUDGES  
2008 SULLIVAN COUNTY DIV II JUVENILE COURT STATISTICAL DATA**

**Source of Referrals by Race and Sex for CY 2008**

	White Male	African American Male	Other Race Male	White Female	African American Female	Other Race Female	Unknown Race or Sex	Total	% of Total Referrals
Law Enforcement	365	25	5	135	10	0	0	540	23.49%
Parents	163	20	1	147	8	2	206	547	23.79%
Relatives	61	5	0	46	0	0	17	129	5.61%
Self	1	0	0	1	0	0	0	2	0.09%
School	127	8	0	79	2	1	2	219	9.53%
CSA	1	0	0	0	2	0	0	3	0.13%
DCS	200	28	3	181	22	1	8	443	19.27%
Other State Department	0	0	0	0	0	0	0	0	0.00%
District Attorney's Office	3	0	0	0	0	0	0	3	0.13%
Court Staff	64	1	0	38	4	1	0	108	4.70%
Social Agency	1	0	0	0	0	0	0	1	0.04%
Other Court	15	2	0	8	3	0	0	28	1.22%
Victim	41	5	0	70	3	0	0	119	5.18%
Child & Parent	1	0	0	2	0	0	0	3	0.13%
Hospital	0	0	0	0	0	0	0	0	0.00%
Unknown	0	0	0	0	0	0	0	0	0.00%
Other	74	7	0	68	3	0	2	154	6.70%
<b>Totals</b>	<b>1,117</b>	<b>101</b>	<b>9</b>	<b>775</b>	<b>57</b>	<b>5</b>	<b>235</b>	<b>2,299</b>	

**Total Source of Referrals**



**TENNESSEE COUNCIL OF JUVENILE AND FAMILY COURT JUDGES  
2008 SULLIVAN COUNTY DIV II JUVENILE COURT STATISTICAL DATA**

**Six Most Frequent Referral Reasons by Source, Race and Sex for CY 2008**

	White Male	African American Male	Other Race Male	White Female	African American Female	Other Race Female	Unknown Race or Sex	Total
<b><u>Law Enforcement</u></b>								
1. Traffic	88	2	0	44	4	0	0	138
2. Theft of Property	40	3	0	16	0	0	0	59
3. Assault	36	2	2	10	1	0	0	51
4. Vandalism	38	2	0	7	0	0	0	47
5. Possession of Controlled Substances	33	5	0	7	0	0	0	45
6. Possession / Consumption of Alcohol	18	3	1	9	2	0	0	33
<b><u>Parents</u></b>								
1. Child Support	86	9	1	78	5	2	206	387
2. Custody	21	3	0	24	0	0	0	48
3. Visitation	24	5	0	17	2	0	0	48
4. Paternity / Legitimation	16	3	0	10	1	0	0	30
5. Unruly Behavior	6	0	0	9	0	0	0	15
6. Dependency / Neglect	3	0	0	3	0	0	0	6
<b><u>Relatives</u></b>								
1. Child Support	25	2	0	17	0	0	17	61
2. Custody	18	1	0	11	0	0	0	30
3. Dependency / Neglect	8	1	0	15	0	0	0	24
4. Judicial Review	4	0	0	0	0	0	0	4
5. Visitation	2	0	0	1	0	0	0	3
6. Termination of Parental Rights	0	1	0	1	0	0	0	2
<b><u>Self</u></b>								
1. Foster Care Review	1	0	0	0	0	0	0	1
2. Other	0	0	0	1	0	0	0	1
3. NO REFERRAL SUBMITTED	0	0	0	0	0	0	0	0
<b><u>School</u></b>								
1. Possession of Tobacco Products	103	8	0	43	2	0	0	156
2. Truancy	22	0	0	32	0	1	2	57
3. Dependency / Neglect	2	0	0	4	0	0	0	6
4. NO REFERRAL SUBMITTED	0	0	0	0	0	0	0	0
<b><u>Community Service Agencies</u></b>								
1. Judicial Review	1	0	0	0	2	0	0	3
2. NO REFERRAL SUBMITTED	0	0	0	0	0	0	0	0
<b><u>Department of Children's Services</u></b>								
1. Judicial Review	38	2	0	43	6	1	0	90
2. Dependency / Neglect	35	2	0	46	6	0	0	89
3. Foster Care Review	29	6	1	33	6	0	0	75
4. Child Support	20	3	0	22	2	0	8	55
5. Violation of a Valid Court Order	20	4	1	3	0	0	0	28
6. Termination of Parental Rights	14	3	1	8	1	0	0	27

**TENNESSEE COUNCIL OF JUVENILE AND FAMILY COURT JUDGES  
2008 SULLIVAN COUNTY DIV II JUVENILE COURT STATISTICAL DATA**

**Six Most Frequent Referral Reasons by Source, Race and Sex for CY 2008**

	White Male	African American Male	Other Race Male	White Female	African American Female	Other Race Female	Unknown Race or Sex	Total
<b><u>Other State Department</u></b>								
1. NO REFERRAL SUBMITTED	0	0	0	0	0	0	0	0
<b><u>District Attorney's Office</u></b>								
1. Judicial Review	1	0	0	0	0	0	0	1
2. Other	1	0	0	0	0	0	0	1
3. Violation of Pretrial Diversion	1	0	0	0	0	0	0	1
4. NO REFERRAL SUBMITTED	0	0	0	0	0	0	0	0
<b><u>Court Staff</u></b>								
1. Violation of a Valid Court Order	33	1	0	19	2	1	0	56
2. Judicial Review	12	0	0	7	2	0	0	21
3. Violation of Pretrial Diversion	6	0	0	4	0	0	0	10
4. Contempt of Court	7	0	0	1	0	0	0	8
5. Violation of Informal Adjustment	2	0	0	6	0	0	0	8
6. Other	1	0	0	1	0	0	0	2
<b><u>Social Agency</u></b>								
1. Judicial Review	1	0	0	0	0	0	0	1
2. NO REFERRAL SUBMITTED	0	0	0	0	0	0	0	0
<b><u>Other Court</u></b>								
1. Possession / Consumption of Alcohol	6	0	0	0	0	0	0	6
2. Theft of Property	2	0	0	3	0	0	0	5
3. Assault	2	1	0	1	0	0	0	4
4. Disorderly Conduct	2	0	0	0	0	0	0	2
5. Possession of Controlled Substances	1	0	0	0	1	0	0	2
6. Traffic	1	1	0	0	0	0	0	2
<b><u>Victim</u></b>								
1. Theft of Property	30	4	0	61	2	0	0	97
2. Assault	4	1	0	5	1	0	0	11
3. Vandalism	5	0	0	1	0	0	0	6
4. Criminal Trespass	1	0	0	1	0	0	0	2
5. Other	0	0	0	2	0	0	0	2
6. Judicial Review	1	0	0	0	0	0	0	1
<b><u>Child &amp; Parent</u></b>								
1. Consent to Marry	0	0	0	1	0	0	0	1
2. Judicial Review	1	0	0	0	0	0	0	1
3. Other	0	0	0	1	0	0	0	1
4. NO REFERRAL SUBMITTED	0	0	0	0	0	0	0	0
<b><u>Hospital</u></b>								
1. NO REFERRAL SUBMITTED	0	0	0	0	0	0	0	0
<b><u>Unknown</u></b>								
1. NO REFERRAL SUBMITTED	0	0	0	0	0	0	0	0

**TENNESSEE COUNCIL OF JUVENILE AND FAMILY COURT JUDGES  
2008 SULLIVAN COUNTY DIV II JUVENILE COURT STATISTICAL DATA**

**Six Most Frequent Referral Reasons by Source, Race and Sex for CY 2008**

	White Male	African American Male	Other Race Male	White Female	African American Female	Other Race Female	Unknown Race or Sex	Total
<b><u>Other</u></b>								
1. Judicial Review	60	7	0	55	3	0	1	<b>126</b>
2. Dependency / Neglect	9	0	0	9	0	0	0	<b>18</b>
3. Custody	1	0	0	2	0	0	0	<b>3</b>
4. Child Support	0	0	0	1	0	0	1	<b>2</b>
5. Other	1	0	0	0	0	0	0	<b>1</b>
6. Vandalism	1	0	0	0	0	0	0	<b>1</b>

**TENNESSEE COUNCIL OF JUVENILE AND FAMILY COURT JUDGES  
2008 SULLIVAN COUNTY DIV II JUVENILE COURT STATISTICAL DATA**

**Source of Referrals by Type of Offense, Race and Sex for CY 2008**

	White Male	African American Male	Other Race Male	White Female	African American Female	Other Race Female	Unknown Race or Sex	Total
<b><u>Delinquent</u></b>								
Law Enforcement	356	23	5	125	10	0	0	519
Victim	40	5	0	68	3	0	0	116
DCS	14	0	0	12	1	0	0	27
Other Court	15	2	0	6	3	0	0	26
Court Staff	10	0	0	1	0	0	0	11
Other	1	0	0	1	0	0	0	2
Parents	0	0	0	1	0	0	0	1
Child & Parent	0	0	0	0	0	0	0	0
CSA	0	0	0	0	0	0	0	0
District Attorney's Office	0	0	0	0	0	0	0	0
Hospital	0	0	0	0	0	0	0	0
Other State Department	0	0	0	0	0	0	0	0
Relatives	0	0	0	0	0	0	0	0
School	0	0	0	0	0	0	0	0
Self	0	0	0	0	0	0	0	0
Social Agency	0	0	0	0	0	0	0	0
Unknown	0	0	0	0	0	0	0	0
<b>Totals</b>	<b>436</b>	<b>30</b>	<b>5</b>	<b>214</b>	<b>17</b>	<b>0</b>	<b>0</b>	<b>702</b>

<b><u>Status/Unruly</u></b>								
School	125	8	0	75	2	1	2	213
Court Staff	33	1	0	19	2	1	0	56
DCS	20	4	1	3	0	0	0	28
Parents	6	0	0	9	0	0	0	15
Law Enforcement	4	1	0	8	0	0	0	13
Relatives	3	0	0	0	0	0	0	3
Other	1	0	0	0	0	0	0	1
Other Court	0	0	0	1	0	0	0	1
Child & Parent	0	0	0	0	0	0	0	0
CSA	0	0	0	0	0	0	0	0
District Attorney's Office	0	0	0	0	0	0	0	0
Hospital	0	0	0	0	0	0	0	0
Other State Department	0	0	0	0	0	0	0	0
Self	0	0	0	0	0	0	0	0
Social Agency	0	0	0	0	0	0	0	0
Unknown	0	0	0	0	0	0	0	0
Victim	0	0	0	0	0	0	0	0
<b>Totals</b>	<b>192</b>	<b>14</b>	<b>1</b>	<b>115</b>	<b>4</b>	<b>2</b>	<b>2</b>	<b>330</b>

**TENNESSEE COUNCIL OF JUVENILE AND FAMILY COURT JUDGES  
2008 SULLIVAN COUNTY DIV II JUVENILE COURT STATISTICAL DATA**

**Source of Referrals by Type of Offense, Race and Sex for CY 2008**

	White Male	African American Male	Other Race Male	White Female	African American Female	Other Race Female	Unknown Race or Sex	Total
<b><u>Dependency and Neglect</u></b>								
DCS	49	5	1	55	7	0	0	117
Relatives	8	2	0	16	0	0	0	26
Other	9	0	0	9	0	0	0	18
Parents	5	0	0	4	0	0	0	9
School	2	0	0	4	0	0	0	6
Child & Parent	0	0	0	0	0	0	0	0
Court Staff	0	0	0	0	0	0	0	0
CSA	0	0	0	0	0	0	0	0
District Attorney's Office	0	0	0	0	0	0	0	0
Hospital	0	0	0	0	0	0	0	0
Law Enforcement	0	0	0	0	0	0	0	0
Other Court	0	0	0	0	0	0	0	0
Other State Department	0	0	0	0	0	0	0	0
Self	0	0	0	0	0	0	0	0
Social Agency	0	0	0	0	0	0	0	0
Unknown	0	0	0	0	0	0	0	0
Victim	0	0	0	0	0	0	0	0
<b>Totals</b>	<b>73</b>	<b>7</b>	<b>1</b>	<b>88</b>	<b>7</b>	<b>0</b>	<b>0</b>	<b>176</b>

<b><u>Other Violations</u></b>								
DCS	10	5	0	6	0	0	0	21
Court Staff	8	0	0	10	0	0	0	18
District Attorney's Office	1	0	0	0	0	0	0	1
Child & Parent	0	0	0	0	0	0	0	0
CSA	0	0	0	0	0	0	0	0
Hospital	0	0	0	0	0	0	0	0
Law Enforcement	0	0	0	0	0	0	0	0
Other	0	0	0	0	0	0	0	0
Other Court	0	0	0	0	0	0	0	0
Other State Department	0	0	0	0	0	0	0	0
Parents	0	0	0	0	0	0	0	0
Relatives	0	0	0	0	0	0	0	0
School	0	0	0	0	0	0	0	0
Self	0	0	0	0	0	0	0	0
Social Agency	0	0	0	0	0	0	0	0
Unknown	0	0	0	0	0	0	0	0
Victim	0	0	0	0	0	0	0	0
<b>Totals</b>	<b>19</b>	<b>5</b>	<b>0</b>	<b>16</b>	<b>0</b>	<b>0</b>	<b>0</b>	<b>40</b>



**TENNESSEE COUNCIL OF JUVENILE AND FAMILY COURT JUDGES  
2008 SULLIVAN COUNTY DIV II JUVENILE COURT STATISTICAL DATA**

**Source of Referrals by Type of Offense, Race and Sex for CY 2008**

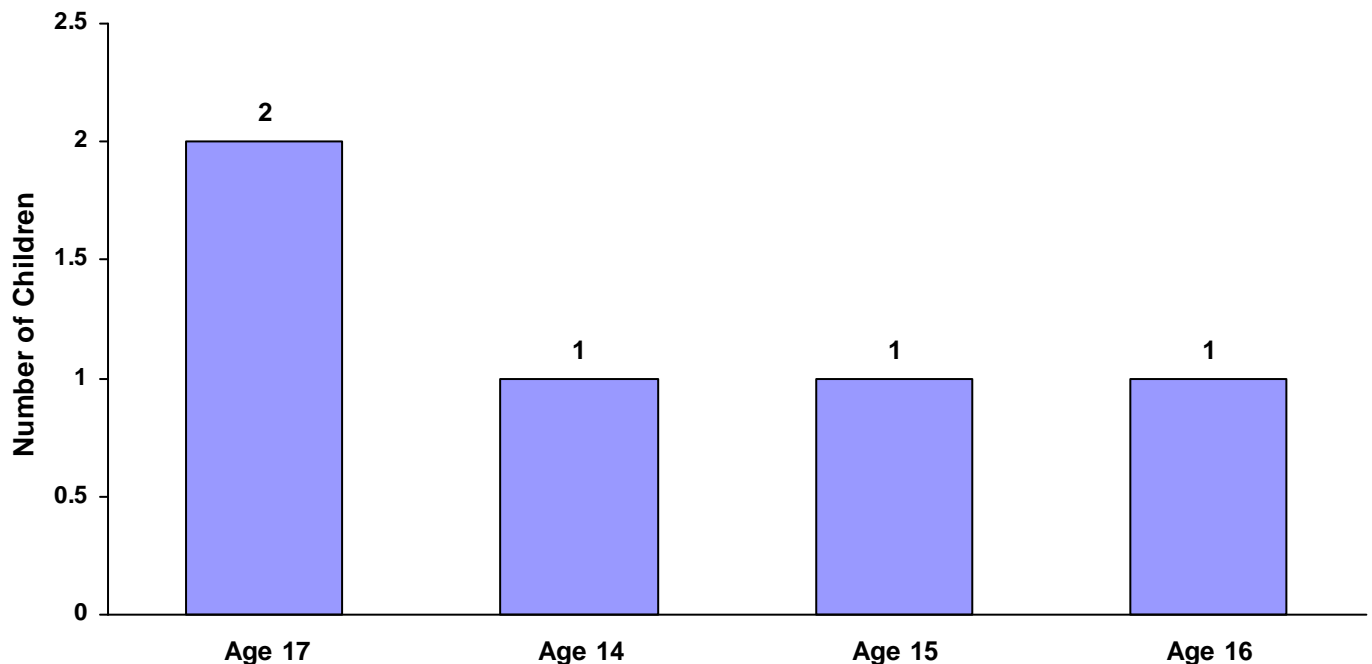
	White Male	African American Male	Other Race Male	White Female	African American Female	Other Race Female	Unknown Race or Sex	Total
<b><u>Special Proceedings</u></b>								
Parents	150	20	1	132	8	2	206	519
DCS	104	14	1	102	14	1	8	244
Other	62	7	0	58	3	0	2	132
Relatives	49	3	0	30	0	0	17	99
Court Staff	12	0	0	7	2	0	0	21
CSA	1	0	0	0	2	0	0	3
Child & Parent	1	0	0	1	0	0	0	2
District Attorney's Office	1	0	0	0	0	0	0	1
Law Enforcement	1	0	0	0	0	0	0	1
Self	1	0	0	0	0	0	0	1
Social Agency	1	0	0	0	0	0	0	1
Victim	1	0	0	0	0	0	0	1
Hospital	0	0	0	0	0	0	0	0
Other Court	0	0	0	0	0	0	0	0
Other State Department	0	0	0	0	0	0	0	0
School	0	0	0	0	0	0	0	0
Unknown	0	0	0	0	0	0	0	0
<b>Totals</b>	<b>384</b>	<b>44</b>	<b>2</b>	<b>330</b>	<b>29</b>	<b>3</b>	<b>233</b>	<b>1,025</b>
<b><u>Other</u></b>								
Law Enforcement	4	1	0	2	0	0	0	7
DCS	3	0	0	3	0	0	0	6
Parents	2	0	0	1	0	0	0	3
Court Staff	1	0	0	1	0	0	0	2
Victim	0	0	0	2	0	0	0	2
Child & Parent	0	0	0	1	0	0	0	1
District Attorney's Office	1	0	0	0	0	0	0	1
Other	1	0	0	0	0	0	0	1
Other Court	0	0	0	1	0	0	0	1
Relatives	1	0	0	0	0	0	0	1
Self	0	0	0	1	0	0	0	1
CSA	0	0	0	0	0	0	0	0
Hospital	0	0	0	0	0	0	0	0
Other State Department	0	0	0	0	0	0	0	0
School	0	0	0	0	0	0	0	0
Social Agency	0	0	0	0	0	0	0	0
Unknown	0	0	0	0	0	0	0	0
<b>Totals</b>	<b>13</b>	<b>1</b>	<b>0</b>	<b>12</b>	<b>0</b>	<b>0</b>	<b>0</b>	<b>26</b>
<b>All Referral Source Totals</b>	<b>1,117</b>	<b>101</b>	<b>9</b>	<b>775</b>	<b>57</b>	<b>5</b>	<b>235</b>	<b>2,299</b>

**TENNESSEE COUNCIL OF JUVENILE AND FAMILY COURT JUDGES  
2008 SULLIVAN COUNTY DIV II JUVENILE COURT STATISTICAL DATA**

**Children Referred for Unlawful Carrying/Possession of a Weapon for CY 2008  
Total Children = 1,417**

	White Male	African American Male	Other Race Male	White Female	African American Female	Other Race Female	Unknown Race or Sex	Total	% of All Children Referred
Age Under 1	0	0	0	0	0	0	0	0	0.00%
Age 1	0	0	0	0	0	0	0	0	0.00%
Age 2	0	0	0	0	0	0	0	0	0.00%
Age 3	0	0	0	0	0	0	0	0	0.00%
Age 4	0	0	0	0	0	0	0	0	0.00%
Age 5	0	0	0	0	0	0	0	0	0.00%
Age 6	0	0	0	0	0	0	0	0	0.00%
Age 7	0	0	0	0	0	0	0	0	0.00%
Age 8	0	0	0	0	0	0	0	0	0.00%
Age 9	0	0	0	0	0	0	0	0	0.00%
Age 10	0	0	0	0	0	0	0	0	0.00%
Age 11	0	0	0	0	0	0	0	0	0.00%
Age 12	0	0	0	0	0	0	0	0	0.00%
Age 13	0	0	0	0	0	0	0	0	0.00%
Age 14	1	0	0	0	0	0	0	1	0.07%
Age 15	1	0	0	0	0	0	0	1	0.07%
Age 16	1	0	0	0	0	0	0	1	0.07%
Age 17	1	0	0	1	0	0	0	2	0.14%
Age 18	0	0	0	0	0	0	0	0	0.00%
Age 19 and Over	0	0	0	0	0	0	0	0	0.00%
<b>Totals</b>	<b>4</b>	<b>0</b>	<b>0</b>	<b>1</b>	<b>0</b>	<b>0</b>	<b>0</b>	<b>5</b>	

**Total Children Referred for Unlawfully Carrying/Possessing Weapons**



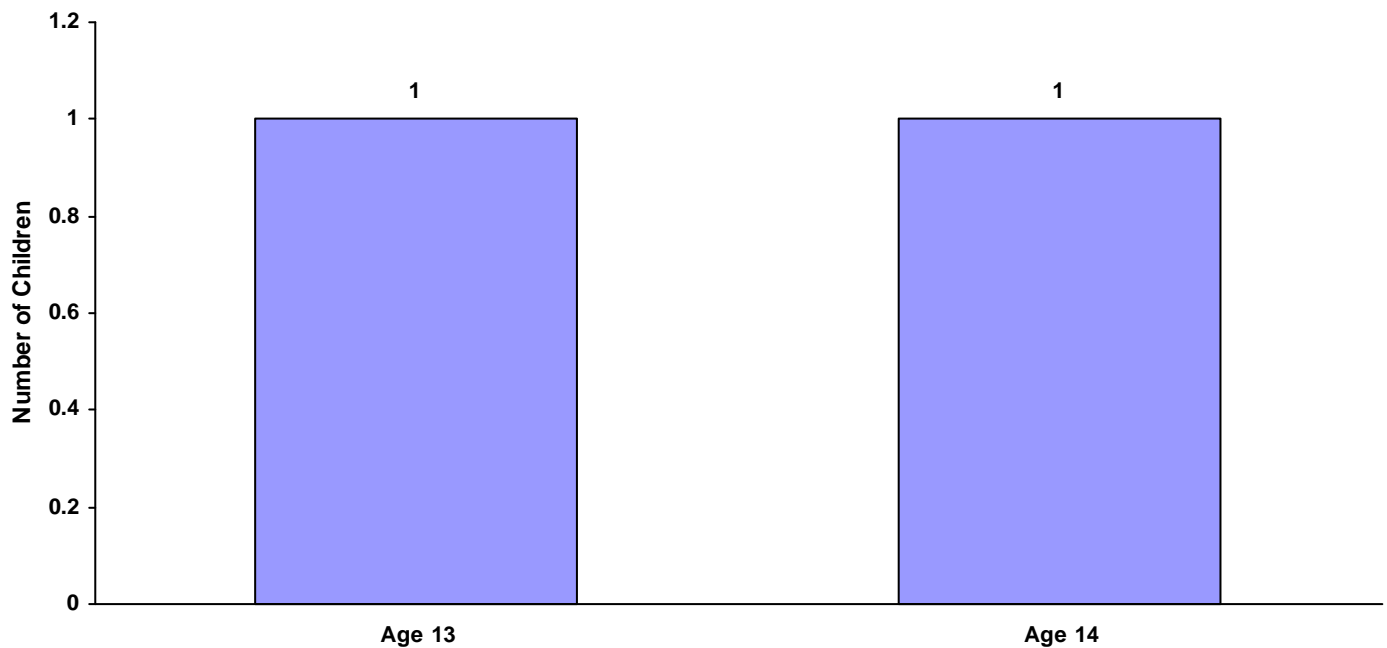
**TENNESSEE COUNCIL OF JUVENILE AND FAMILY COURT JUDGES  
2008 SULLIVAN COUNTY DIV II JUVENILE COURT STATISTICAL DATA**

**Children Referred for Carrying Weapons on School Property for CY 2008**

**Total Children = 1,417**

	White Male	African American Male	Other Race Male	White Female	African American Female	Other Race Female	Unknown Race or Sex	Total	% of Children Referred
Age Under 1	0	0	0	0	0	0	0	0	0.00%
Age 1	0	0	0	0	0	0	0	0	0.00%
Age 2	0	0	0	0	0	0	0	0	0.00%
Age 3	0	0	0	0	0	0	0	0	0.00%
Age 4	0	0	0	0	0	0	0	0	0.00%
Age 5	0	0	0	0	0	0	0	0	0.00%
Age 6	0	0	0	0	0	0	0	0	0.00%
Age 7	0	0	0	0	0	0	0	0	0.00%
Age 8	0	0	0	0	0	0	0	0	0.00%
Age 9	0	0	0	0	0	0	0	0	0.00%
Age 10	0	0	0	0	0	0	0	0	0.00%
Age 11	0	0	0	0	0	0	0	0	0.00%
Age 12	0	0	0	0	0	0	0	0	0.00%
Age 13	0	1	0	0	0	0	0	1	0.07%
Age 14	1	0	0	0	0	0	0	1	0.07%
Age 15	0	0	0	0	0	0	0	0	0.00%
Age 16	0	0	0	0	0	0	0	0	0.00%
Age 17	0	0	0	0	0	0	0	0	0.00%
Age 18	0	0	0	0	0	0	0	0	0.00%
Age 19 and Over	0	0	0	0	0	0	0	0	0.00%
<b>Totals</b>	<b>1</b>	<b>1</b>	<b>0</b>	<b>0</b>	<b>0</b>	<b>0</b>	<b>0</b>	<b>2</b>	

**Total Children Referred for Carrying Weapons on School Property**

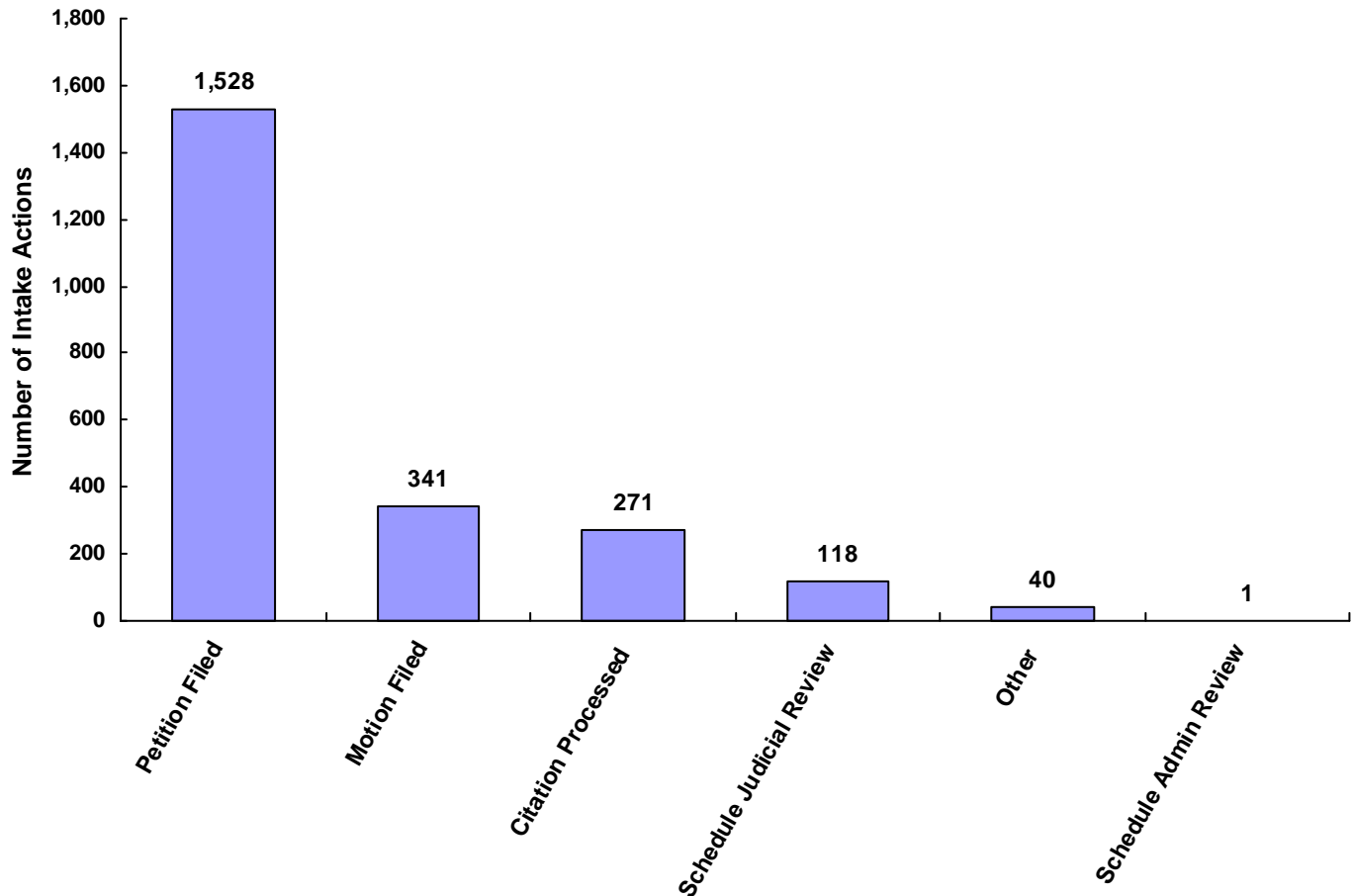


**TENNESSEE COUNCIL OF JUVENILE AND FAMILY COURT JUDGES  
2008 SULLIVAN COUNTY DIV II JUVENILE COURT STATISTICAL DATA**

**Intake Actions at Referral by Race and Sex for CY 2008**

	White Male	African American Male	Other Race Male	White Female	African American Female	Other Race Female	Unknown Race or Sex	Total	% of Total Referrals
Petition Filed	693	67	7	490	33	4	234	1,528	66.46%
Motion Filed	167	16	1	142	14	1	0	341	14.83%
Citation Processed	176	9	0	84	2	0	0	271	11.79%
Paternity Processed Notice	0	0	0	0	0	0	0	0	0.00%
Schedule Judicial Review	58	7	0	47	5	0	1	118	5.13%
Schedule Admin Review	0	0	0	1	0	0	0	1	0.04%
Schedule Foster Care Review	0	0	0	0	0	0	0	0	0.00%
Unknown	0	0	0	0	0	0	0	0	0.00%
Does Not Apply	0	0	0	0	0	0	0	0	0.00%
Other	23	2	1	11	3	0	0	40	1.74%
<b>Totals</b>	<b>1,117</b>	<b>101</b>	<b>9</b>	<b>775</b>	<b>57</b>	<b>5</b>	<b>235</b>	<b>2,299</b>	

**Total Intake Actions at Referral**



**TENNESSEE COUNCIL OF JUVENILE AND FAMILY COURT JUDGES  
2008 SULLIVAN COUNTY DIV II JUVENILE COURT STATISTICAL DATA**

**Intake Actions of Referrals by Class of Offense, Race and Sex for CY 2008**

	White Male	African American Male	Other Race Male	White Female	African American Female	Other Race Female	Unknown Race or Sex	Total
<b><u>Offenses Against Persons</u></b>								
Petition Filed	53	4	3	18	3	0	0	81
Other	2	1	0	1	0	0	0	4
Motion Filed	0	0	0	0	0	0	0	0
Citation Processed	0	0	0	0	0	0	0	0
Notification of Paternity Processed	0	0	0	0	0	0	0	0
Scheduling of Judicial Review	0	0	0	0	0	0	0	0
Scheduling of Administrative Review	0	0	0	0	0	0	0	0
Scheduling of Foster Care Review	0	0	0	0	0	0	0	0
Unknown	0	0	0	0	0	0	0	0
Does Not Apply	0	0	0	0	0	0	0	0
<b>Totals</b>	<b>55</b>	<b>5</b>	<b>3</b>	<b>19</b>	<b>3</b>	<b>0</b>	<b>0</b>	<b>85</b>

<b><u>Offenses Against Property</u></b>								
Petition Filed	143	11	0	96	3	0	0	253
Other	2	0	0	5	0	0	0	7
Citation Processed	1	0	0	0	0	0	0	1
Scheduling of Administrative Review	0	0	0	1	0	0	0	1
Motion Filed	0	0	0	0	0	0	0	0
Notification of Paternity Processed	0	0	0	0	0	0	0	0
Scheduling of Judicial Review	0	0	0	0	0	0	0	0
Scheduling of Foster Care Review	0	0	0	0	0	0	0	0
Unknown	0	0	0	0	0	0	0	0
Does Not Apply	0	0	0	0	0	0	0	0
<b>Totals</b>	<b>146</b>	<b>11</b>	<b>0</b>	<b>102</b>	<b>3</b>	<b>0</b>	<b>0</b>	<b>262</b>

<b><u>Illegal Conduct</u></b>								
Petition Filed	141	12	2	52	8	0	0	215
Citation Processed	70	1	0	37	0	0	0	108
Motion Filed	13	0	0	4	0	0	0	17
Other	11	1	0	0	3	0	0	15
Notification of Paternity Processed	0	0	0	0	0	0	0	0
Scheduling of Judicial Review	0	0	0	0	0	0	0	0
Scheduling of Administrative Review	0	0	0	0	0	0	0	0
Scheduling of Foster Care Review	0	0	0	0	0	0	0	0
Unknown	0	0	0	0	0	0	0	0
Does Not Apply	0	0	0	0	0	0	0	0
<b>Totals</b>	<b>235</b>	<b>14</b>	<b>2</b>	<b>93</b>	<b>11</b>	<b>0</b>	<b>0</b>	<b>355</b>

**TENNESSEE COUNCIL OF JUVENILE AND FAMILY COURT JUDGES  
2008 SULLIVAN COUNTY DIV II JUVENILE COURT STATISTICAL DATA**

**Intake Actions of Referrals by Class of Offense, Race and Sex for CY 2008**

	White Male	African American Male	Other Race Male	White Female	African American Female	Other Race Female	Unknown Race or Sex	Total
<b><u>Status Offenses</u></b>								
Petition Filed	85	6	1	66	2	2	2	164
Citation Processed	104	8	0	47	2	0	0	161
Motion Filed	3	0	0	1	0	0	0	4
Other	0	0	0	1	0	0	0	1
Notification of Paternity Processed	0	0	0	0	0	0	0	0
Scheduling of Judicial Review	0	0	0	0	0	0	0	0
Scheduling of Administrative Review	0	0	0	0	0	0	0	0
Scheduling of Foster Care Review	0	0	0	0	0	0	0	0
Unknown	0	0	0	0	0	0	0	0
Does Not Apply	0	0	0	0	0	0	0	0
<b>Totals</b>	<b>192</b>	<b>14</b>	<b>1</b>	<b>115</b>	<b>4</b>	<b>2</b>	<b>2</b>	<b>330</b>

<b><u>Dependency/Neglect</u></b>								
Petition Filed	68	7	0	83	7	0	0	165
Motion Filed	2	0	0	4	0	0	0	6
Other	3	0	1	1	0	0	0	5
Citation Processed	0	0	0	0	0	0	0	0
Notification of Paternity Processed	0	0	0	0	0	0	0	0
Scheduling of Judicial Review	0	0	0	0	0	0	0	0
Scheduling of Administrative Review	0	0	0	0	0	0	0	0
Scheduling of Foster Care Review	0	0	0	0	0	0	0	0
Unknown	0	0	0	0	0	0	0	0
Does Not Apply	0	0	0	0	0	0	0	0
<b>Totals</b>	<b>73</b>	<b>7</b>	<b>1</b>	<b>88</b>	<b>7</b>	<b>0</b>	<b>0</b>	<b>176</b>

<b><u>Other Violation Proceedings</u></b>								
Motion Filed	19	5	0	15	0	0	0	39
Petition Filed	0	0	0	1	0	0	0	1
Citation Processed	0	0	0	0	0	0	0	0
Notification of Paternity Processed	0	0	0	0	0	0	0	0
Scheduling of Judicial Review	0	0	0	0	0	0	0	0
Scheduling of Administrative Review	0	0	0	0	0	0	0	0
Scheduling of Foster Care Review	0	0	0	0	0	0	0	0
Unknown	0	0	0	0	0	0	0	0
Does Not Apply	0	0	0	0	0	0	0	0
Other	0	0	0	0	0	0	0	0
<b>Totals</b>	<b>19</b>	<b>5</b>	<b>0</b>	<b>16</b>	<b>0</b>	<b>0</b>	<b>0</b>	<b>40</b>

**TENNESSEE COUNCIL OF JUVENILE AND FAMILY COURT JUDGES  
2008 SULLIVAN COUNTY DIV II JUVENILE COURT STATISTICAL DATA**

**Intake Actions of Referrals by Class of Offense, Race and Sex for CY 2008**

	White Male	African American Male	Other Race Male	White Female	African American Female	Other Race Female	Unknown Race or Sex	Total
<b><u>Parentage</u></b>								
Petition Filed	197	26	1	168	10	2	232	636
Motion Filed	31	2	0	17	0	0	0	50
Citation Processed	1	0	0	0	0	0	0	1
Other	0	0	0	1	0	0	0	1
Notification of Paternity Processed	0	0	0	0	0	0	0	0
Scheduling of Judicial Review	0	0	0	0	0	0	0	0
Scheduling of Administrative Review	0	0	0	0	0	0	0	0
Scheduling of Foster Care Review	0	0	0	0	0	0	0	0
Unknown	0	0	0	0	0	0	0	0
Does Not Apply	0	0	0	0	0	0	0	0
<b>Totals</b>	<b>229</b>	<b>28</b>	<b>1</b>	<b>186</b>	<b>10</b>	<b>2</b>	<b>232</b>	<b>688</b>
<b><u>Special Proceedings</u></b>								
Motion Filed	94	9	1	94	14	1	0	213
Scheduling of Judicial Review	58	7	0	47	5	0	1	118
Petition Filed	1	0	0	2	0	0	0	3
Other	2	0	0	1	0	0	0	3
Citation Processed	0	0	0	0	0	0	0	0
Notification of Paternity Processed	0	0	0	0	0	0	0	0
Scheduling of Administrative Review	0	0	0	0	0	0	0	0
Scheduling of Foster Care Review	0	0	0	0	0	0	0	0
Unknown	0	0	0	0	0	0	0	0
Does Not Apply	0	0	0	0	0	0	0	0
<b>Totals</b>	<b>155</b>	<b>16</b>	<b>1</b>	<b>144</b>	<b>19</b>	<b>1</b>	<b>1</b>	<b>337</b>
<b><u>Other</u></b>								
Motion Filed	5	0	0	7	0	0	0	12
Petition Filed	5	1	0	4	0	0	0	10
Other	3	0	0	1	0	0	0	4
Citation Processed	0	0	0	0	0	0	0	0
Notification of Paternity Processed	0	0	0	0	0	0	0	0
Scheduling of Judicial Review	0	0	0	0	0	0	0	0
Scheduling of Administrative Review	0	0	0	0	0	0	0	0
Scheduling of Foster Care Review	0	0	0	0	0	0	0	0
Unknown	0	0	0	0	0	0	0	0
Does Not Apply	0	0	0	0	0	0	0	0
<b>Totals</b>	<b>13</b>	<b>1</b>	<b>0</b>	<b>12</b>	<b>0</b>	<b>0</b>	<b>0</b>	<b>26</b>
<b>All Intake Action Totals</b>	<b>1,117</b>	<b>101</b>	<b>9</b>	<b>775</b>	<b>57</b>	<b>5</b>	<b>235</b>	<b>2,299</b>

**TENNESSEE COUNCIL OF JUVENILE AND FAMILY COURT JUDGES  
2008 SULLIVAN COUNTY DIV II JUVENILE COURT STATISTICAL DATA**

**Detention Statistics at Referral by Individual Child by Race and Sex for CY 2008**

	<b>White Male</b>	<b>African American Male</b>	<b>Other Race Male</b>	<b>White Female</b>	<b>African American Female</b>	<b>Other Race Female</b>	<b>Unknown Race or Sex</b>	<b>Total</b>	<b>% of Total Children</b>
Does Not Apply	402	28	2	323	20	3	210	<b>988</b>	<b>69.72%</b>
Non-Secure Placement	209	14	2	130	6	2	1	<b>364</b>	<b>25.69%</b>
Juvenile Detention Facility	32	4	3	20	2	0	0	<b>61</b>	<b>4.30%</b>
Other	3	0	0	1	0	0	0	<b>4</b>	<b>0.28%</b>
Jail - Complete Separation	0	0	0	0	0	0	0	<b>0</b>	<b>0.00%</b>
Jail - Partial Separation	0	0	0	0	0	0	0	<b>0</b>	<b>0.00%</b>
Jail - No Separation	0	0	0	0	0	0	0	<b>0</b>	<b>0.00%</b>
Psychiatric Hospital	0	0	0	0	0	0	0	<b>0</b>	<b>0.00%</b>
Unknown	0	0	0	0	0	0	0	<b>0</b>	<b>0.00%</b>
<b>Totals</b>	<b>646</b>	<b>46</b>	<b>7</b>	<b>474</b>	<b>28</b>	<b>5</b>	<b>211</b>	<b>1,417</b>	

**Detention Statistics at Referral by Individual Case for CY 2008**

	<b>Cases</b>	<b>% of Total Cases</b>
Does Not Apply	1,457	68.50%
Non-Secure Placement	553	26.00%
Juvenile Detention Facility	113	5.31%
Other	4	0.19%
Jail - Complete Separation	0	0.00%
Jail - Partial Separation	0	0.00%
Jail - No Separation	0	0.00%
Psychiatric Hospital	0	0.00%
Unknown	0	0.00%
	<b>2,127</b>	<b>100.00%</b>

Detention Statistics above are reported separately by Child and by Case. One child may have multiple cases.

Does Not Apply: Refers to cases not eligible for detention due to the type of Referral or the decision not to detain.



**TENNESSEE COUNCIL OF JUVENILE AND FAMILY COURT JUDGES  
2008 SULLIVAN COUNTY DIV II JUVENILE COURT STATISTICAL DATA**

**Placement after Secure Detention Hearing by Individual Child by Race and Sex for CY 2008**

	White Male	African American Male	Other Race Male	White Female	African American Female	Other Race Female	Unknown Race or Sex	Total	% of Total Children
Does Not Apply	644	46	6	474	27	5	211	1,413	99.72%
Juvenile Detention Facility	2	0	1	0	0	0	0	3	0.21%
Other	0	0	0	0	1	0	0	1	0.07%
Returned to Prior Living Arr	0	0	0	0	0	0	0	0	0.00%
Jail	0	0	0	0	0	0	0	0	0.00%
Shelter / Group Home	0	0	0	0	0	0	0	0	0.00%
Foster Family Home	0	0	0	0	0	0	0	0	0.00%
Psychiatric Hospital	0	0	0	0	0	0	0	0	0.00%
Unknown	0	0	0	0	0	0	0	0	0.00%
<b>Totals</b>	<b>646</b>	<b>46</b>	<b>7</b>	<b>474</b>	<b>28</b>	<b>5</b>	<b>211</b>	<b>1,417</b>	

**Placement after Secure Detention Hearing by Individual Case for CY 2008**

	Cases	% of Total Cases
Does Not Apply	2,120	99.67%
Juvenile Detention Facility	3	0.14%
Other	3	0.14%
Returned to Prior Living Arrangement	1	0.05%
Jail	0	0.00%
Shelter / Group Home	0	0.00%
Foster Family Home	0	0.00%
Psychiatric Hospital	0	0.00%
Unknown	0	0.00%
	<b>2,127</b>	<b>100.00%</b>

Detention Statistics above are reported separately by Child and by Case. One child may have multiple cases.

Does Not Apply: Refers to cases not eligible for detention due to the type of Referral or the decision not to detain.

**TENNESSEE COUNCIL OF JUVENILE AND FAMILY COURT JUDGES  
2008 SULLIVAN COUNTY DIV II JUVENILE COURT STATISTICAL DATA**

**Dispositional Procedures for CY 2008**

**Procedures used to Dispose or Adjust all Referrals**

	<b>Number</b>	<b>% of All Referrals</b>
Formally Adjudicated	726	31.58%
Informally Adjusted	242	10.53%
Transfer to Adult Court Hearings and Charges Cleared	0	0.00%
Otherwise Handled	1,331	57.89%
	<b>2,299</b>	<b>100.00%</b>

**Referrals Disposed by Formal Adjudicatory Proceedings**

	<b>Number</b>	<b>% of All Referrals</b>
Dismissed	141	6.13%
Retired / Nolle Prosequi	0	0.00%
Complaint Substantiated Delinquent	389	16.92%
Complaint Substantiated Status Offender	89	3.87%
Complaint Substantiated Dependent/Neglect	106	4.61%
Complaint Substantiated Abused	1	0.04%
Complaint Substantiated Mentally Ill	0	0.00%
	<b>726</b>	<b>31.57%</b>

**Referrals Disposed by Other Actions**

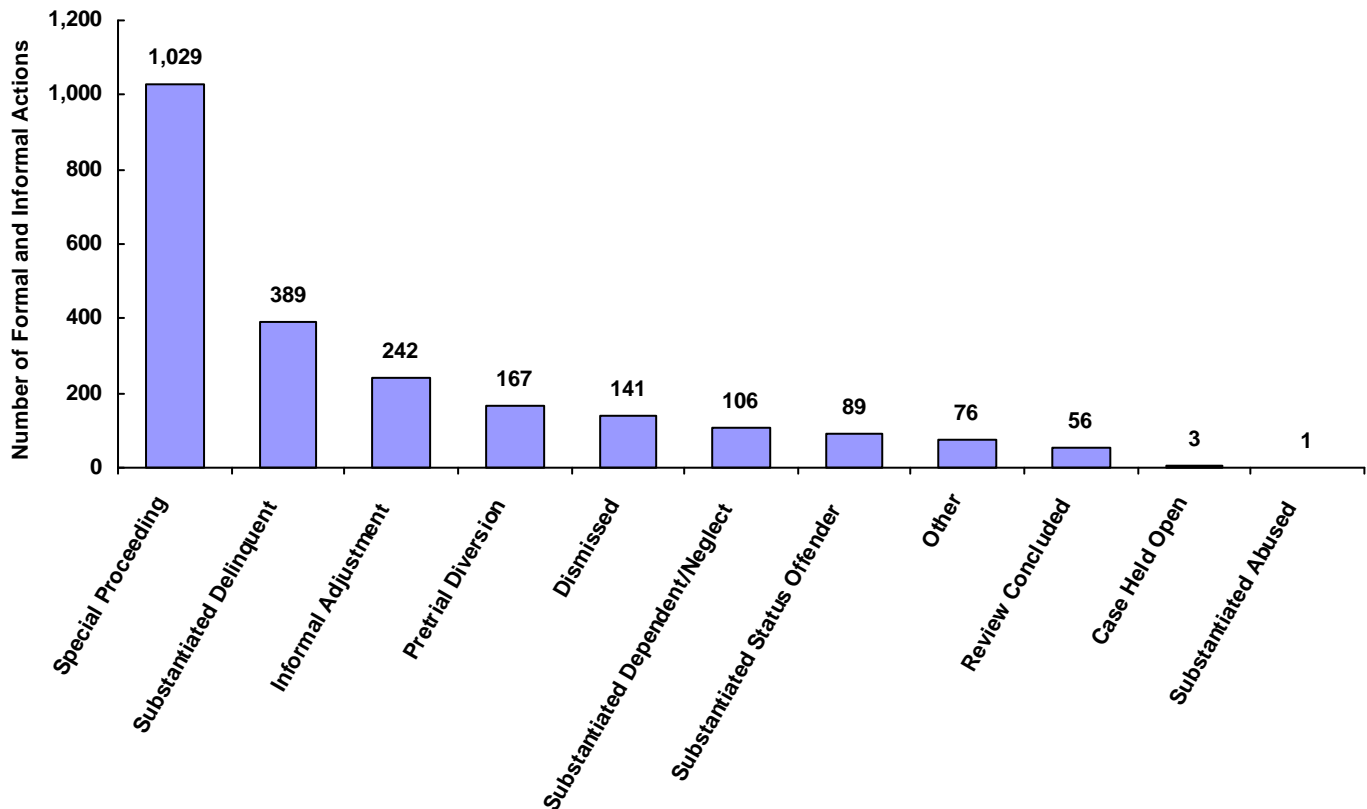
	<b>Number</b>	<b>% of All Referrals</b>
Informal Adjustment	242	10.53%
Transfer to Adult Court Hearing	0	0.00%
Charges Cleared by Transfer to Adult Court	0	0.00%
Pretrial Diversion	167	7.26%
Special Proceeding	1,029	44.76%
Review Concluded	56	2.44%
Case Held Open	3	0.13%
Other	76	3.31%
Unknown	0	0.00%
	<b>1,573</b>	<b>68.43%</b>

**TENNESSEE COUNCIL OF JUVENILE AND FAMILY COURT JUDGES  
2008 SULLIVAN COUNTY DIV II JUVENILE COURT STATISTICAL DATA**

**Formal and Informal Actions by Race and Sex for CY 2008**

	White Male	African American Male	Other Race Male	White Female	African American Female	Other Race Female	Unknown Race or Sex	Total	% of Total Referrals
Dismissed	76	6	1	58	0	0	0	141	6.13%
Retired / Nolle Prosequi	0	0	0	0	0	0	0	0	0.00%
Substantiated Delinquent	246	30	3	97	13	0	0	389	16.92%
Substantiated Status Offender	41	0	0	44	1	1	2	89	3.87%
Substantiated Dependent/Neglect	41	3	0	57	5	0	0	106	4.61%
Substantiated Abused	1	0	0	0	0	0	0	1	0.04%
Substantiated Mentally Ill	0	0	0	0	0	0	0	0	0.00%
Informal Adjustment	140	7	2	92	1	0	0	242	10.53%
Pretrial Diversion	113	7	0	44	2	1	0	167	7.26%
Transfer to Adult Court Hearing	0	0	0	0	0	0	0	0	0.00%
Cleared by Transfer to Adult Court	0	0	0	0	0	0	0	0	0.00%
Special Proceeding	385	44	2	334	29	2	233	1,029	44.76%
Review Concluded	21	2	0	29	3	1	0	56	2.44%
Case Held Open	3	0	0	0	0	0	0	3	0.13%
Unknown	0	0	0	0	0	0	0	0	0.00%
Other	50	2	1	20	3	0	0	76	3.31%
<b>Totals</b>	<b>1,117</b>	<b>101</b>	<b>9</b>	<b>775</b>	<b>57</b>	<b>5</b>	<b>235</b>	<b>2,299</b>	

**Total Formal and Informal Actions**



**TENNESSEE COUNCIL OF JUVENILE AND FAMILY COURT JUDGES  
2008 SULLIVAN COUNTY DIV II JUVENILE COURT STATISTICAL DATA**

**Formal and Informal Actions by Type of Offense, Race and Sex for CY 2008**

	White Male	African American Male	Other Race Male	White Female	African American Female	Other Race Female	Unknown Race or Sex	Total
<b><u>Delinquent</u></b>								
Complaint Substantiated Delinquent	193	19	2	76	12	0	0	302
Pretrial Diversion	110	7	0	41	2	0	0	160
Informal Adjustment	81	1	2	60	1	0	0	145
Dismissed	32	0	1	16	0	0	0	49
Special Proceeding	9	1	0	15	1	0	0	26
Other	9	1	0	6	1	0	0	17
Complaint Substantiated Dependent/Neglect	1	1	0	0	0	0	0	2
Complaint Substantiated Status Offender	1	0	0	0	0	0	0	1
Retired / Nolle Prosequi	0	0	0	0	0	0	0	0
Complaint Substantiated Abused	0	0	0	0	0	0	0	0
Complaint Substantiated Mentally Ill	0	0	0	0	0	0	0	0
Transfer to Adult Court Hearing	0	0	0	0	0	0	0	0
Charges Cleared by Transfer to Adult Court	0	0	0	0	0	0	0	0
Review Concluded	0	0	0	0	0	0	0	0
Case Held Open	0	0	0	0	0	0	0	0
Unknown	0	0	0	0	0	0	0	0
<b>Totals</b>	<b>436</b>	<b>30</b>	<b>5</b>	<b>214</b>	<b>17</b>	<b>0</b>	<b>0</b>	<b>702</b>

<b><u>Status</u></b>								
Informal Adjustment	58	6	0	30	0	0	0	94
Complaint Substantiated Status Offender	38	0	0	44	1	1	2	86
Other	37	1	0	13	2	0	0	53
Complaint Substantiated Delinquent	35	4	1	11	0	0	0	51
Dismissed	16	2	0	10	0	0	0	28
Special Proceeding	7	1	0	4	1	0	0	13
Complaint Substantiated Dependent/Neglect	0	0	0	3	0	0	0	3
Pretrial Diversion	1	0	0	0	0	1	0	2
Retired / Nolle Prosequi	0	0	0	0	0	0	0	0
Complaint Substantiated Abused	0	0	0	0	0	0	0	0
Complaint Substantiated Mentally Ill	0	0	0	0	0	0	0	0
Transfer to Adult Court Hearing	0	0	0	0	0	0	0	0
Charges Cleared by Transfer to Adult Court	0	0	0	0	0	0	0	0
Review Concluded	0	0	0	0	0	0	0	0
Case Held Open	0	0	0	0	0	0	0	0
Unknown	0	0	0	0	0	0	0	0
<b>Totals</b>	<b>192</b>	<b>14</b>	<b>1</b>	<b>115</b>	<b>4</b>	<b>2</b>	<b>2</b>	<b>330</b>

**TENNESSEE COUNCIL OF JUVENILE AND FAMILY COURT JUDGES  
2008 SULLIVAN COUNTY DIV II JUVENILE COURT STATISTICAL DATA**

**Formal and Informal Actions by Type of Offense, Race and Sex for CY 2008**

	White Male	African American Male	Other Race Male	White Female	African American Female	Other Race Female	Unknown Race or Sex	Total
<b><u>Dependency and Neglect</u></b>								
Special Proceeding	37	3	0	36	2	0	0	78
Complaint Substantiated Dependent/Neglect	27	2	0	40	5	0	0	74
Dismissed	5	2	0	12	0	0	0	19
Case Held Open	3	0	0	0	0	0	0	3
Complaint Substantiated Abused	1	0	0	0	0	0	0	1
Other	0	0	1	0	0	0	0	1
Retired / Nolle Prosequi	0	0	0	0	0	0	0	0
Complaint Substantiated Delinquent	0	0	0	0	0	0	0	0
Complaint Substantiated Status Offender	0	0	0	0	0	0	0	0
Complaint Substantiated Mentally Ill	0	0	0	0	0	0	0	0
Informal Adjustment	0	0	0	0	0	0	0	0
Pretrial Diversion	0	0	0	0	0	0	0	0
Transfer to Adult Court Hearing	0	0	0	0	0	0	0	0
Charges Cleared by Transfer to Adult Court	0	0	0	0	0	0	0	0
Review Concluded	0	0	0	0	0	0	0	0
Unknown	0	0	0	0	0	0	0	0
<b>Totals</b>	<b>73</b>	<b>7</b>	<b>1</b>	<b>88</b>	<b>7</b>	<b>0</b>	<b>0</b>	<b>176</b>

<b><u>Other Violations</u></b>								
Complaint Substantiated Delinquent	10	2	0	6	0	0	0	18
Special Proceeding	4	3	0	5	0	0	0	12
Dismissed	4	0	0	2	0	0	0	6
Pretrial Diversion	0	0	0	2	0	0	0	2
Complaint Substantiated Dependent/Neglect	0	0	0	1	0	0	0	1
Other	1	0	0	0	0	0	0	1
Retired / Nolle Prosequi	0	0	0	0	0	0	0	0
Complaint Substantiated Status Offender	0	0	0	0	0	0	0	0
Complaint Substantiated Abused	0	0	0	0	0	0	0	0
Complaint Substantiated Mentally Ill	0	0	0	0	0	0	0	0
Informal Adjustment	0	0	0	0	0	0	0	0
Transfer to Adult Court Hearing	0	0	0	0	0	0	0	0
Charges Cleared by Transfer to Adult Court	0	0	0	0	0	0	0	0
Review Concluded	0	0	0	0	0	0	0	0
Case Held Open	0	0	0	0	0	0	0	0
Unknown	0	0	0	0	0	0	0	0
<b>Totals</b>	<b>19</b>	<b>5</b>	<b>0</b>	<b>16</b>	<b>0</b>	<b>0</b>	<b>0</b>	<b>40</b>

**TENNESSEE COUNCIL OF JUVENILE AND FAMILY COURT JUDGES  
2008 SULLIVAN COUNTY DIV II JUVENILE COURT STATISTICAL DATA**

**Formal and Informal Actions by Type of Offense, Race and Sex for CY 2008**

	White Male	African American Male	Other Race Male	White Female	African American Female	Other Race Female	Unknown Race or Sex	Total
<b><u>Special Proceedings</u></b>								
Special Proceeding	323	36	2	270	25	2	233	891
Review Concluded	21	2	0	29	3	1	0	56
Dismissed	17	2	0	15	0	0	0	34
Complaint Substantiated Dependent/Neglect	13	0	0	13	0	0	0	26
Complaint Substantiated Delinquent	4	4	0	3	1	0	0	12
Pretrial Diversion	2	0	0	0	0	0	0	2
Other	2	0	0	0	0	0	0	2
Complaint Substantiated Status Offender	1	0	0	0	0	0	0	1
Informal Adjustment	1	0	0	0	0	0	0	1
Retired / Nolle Prosequi	0	0	0	0	0	0	0	0
Complaint Substantiated Abused	0	0	0	0	0	0	0	0
Complaint Substantiated Mentally Ill	0	0	0	0	0	0	0	0
Transfer to Adult Court Hearing	0	0	0	0	0	0	0	0
Charges Cleared by Transfer to Adult Court	0	0	0	0	0	0	0	0
Case Held Open	0	0	0	0	0	0	0	0
Unknown	0	0	0	0	0	0	0	0
<b>Totals</b>	<b>384</b>	<b>44</b>	<b>2</b>	<b>330</b>	<b>29</b>	<b>3</b>	<b>233</b>	<b>1,025</b>
<b><u>Other</u></b>								
Special Proceeding	5	0	0	4	0	0	0	9
Complaint Substantiated Delinquent	4	1	0	1	0	0	0	6
Dismissed	2	0	0	3	0	0	0	5
Informal Adjustment	0	0	0	2	0	0	0	2
Other	1	0	0	1	0	0	0	2
Complaint Substantiated Status Offender	1	0	0	0	0	0	0	1
Pretrial Diversion	0	0	0	1	0	0	0	1
Retired / Nolle Prosequi	0	0	0	0	0	0	0	0
Complaint Substantiated Dependent/Neglect	0	0	0	0	0	0	0	0
Complaint Substantiated Abused	0	0	0	0	0	0	0	0
Complaint Substantiated Mentally Ill	0	0	0	0	0	0	0	0
Transfer to Adult Court Hearing	0	0	0	0	0	0	0	0
Charges Cleared by Transfer to Adult Court	0	0	0	0	0	0	0	0
Review Concluded	0	0	0	0	0	0	0	0
Case Held Open	0	0	0	0	0	0	0	0
Unknown	0	0	0	0	0	0	0	0
<b>Totals</b>	<b>13</b>	<b>1</b>	<b>0</b>	<b>12</b>	<b>0</b>	<b>0</b>	<b>0</b>	<b>26</b>
<b>All Action Totals</b>	<b>1,117</b>	<b>101</b>	<b>9</b>	<b>775</b>	<b>57</b>	<b>5</b>	<b>235</b>	<b>2,299</b>

**TENNESSEE COUNCIL OF JUVENILE AND FAMILY COURT JUDGES  
2008 SULLIVAN COUNTY DIV II JUVENILE COURT STATISTICAL DATA**

**Formal and Informal Actions by Class of Referral, Race and Sex for CY 2008**

	White Male	African American Male	Other Race Male	White Female	African American Female	Other Race Female	Unknown Race or Sex	Total
<b><u>Offenses Against Persons</u></b>								
Complaint Substantiated Delinquent	28	3	1	8	2	0	0	42
Pretrial Diversion	12	2	0	5	1	0	0	20
Informal Adjustment	10	0	1	2	0	0	0	13
Dismissed	3	0	1	2	0	0	0	6
Special Proceeding	1	0	0	2	0	0	0	3
Other	1	0	0	0	0	0	0	1
Retired / Nolle Prosequi	0	0	0	0	0	0	0	0
Complaint Substantiated Status Offender	0	0	0	0	0	0	0	0
Complaint Substantiated Dependent/Neglect	0	0	0	0	0	0	0	0
Complaint Substantiated Abused	0	0	0	0	0	0	0	0
Complaint Substantiated Mentally Ill	0	0	0	0	0	0	0	0
Transfer to Adult Court Hearing	0	0	0	0	0	0	0	0
Charges Cleared by Transfer to Adult Court	0	0	0	0	0	0	0	0
Review Concluded	0	0	0	0	0	0	0	0
Case Held Open	0	0	0	0	0	0	0	0
Unknown	0	0	0	0	0	0	0	0
<b>Totals</b>	<b>55</b>	<b>5</b>	<b>3</b>	<b>19</b>	<b>3</b>	<b>0</b>	<b>0</b>	<b>85</b>

<b><u>Offenses Against Property</u></b>								
Complaint Substantiated Delinquent	81	6	0	36	2	0	0	125
Pretrial Diversion	46	4	0	22	0	0	0	72
Informal Adjustment	10	0	0	30	1	0	0	41
Special Proceeding	4	0	0	9	0	0	0	13
Dismissed	4	0	0	4	0	0	0	8
Complaint Substantiated Dependent/Neglect	1	1	0	0	0	0	0	2
Other	0	0	0	1	0	0	0	1
Retired / Nolle Prosequi	0	0	0	0	0	0	0	0
Complaint Substantiated Status Offender	0	0	0	0	0	0	0	0
Complaint Substantiated Abused	0	0	0	0	0	0	0	0
Complaint Substantiated Mentally Ill	0	0	0	0	0	0	0	0
Transfer to Adult Court Hearing	0	0	0	0	0	0	0	0
Charges Cleared by Transfer to Adult Court	0	0	0	0	0	0	0	0
Review Concluded	0	0	0	0	0	0	0	0
Case Held Open	0	0	0	0	0	0	0	0
Unknown	0	0	0	0	0	0	0	0
<b>Totals</b>	<b>146</b>	<b>11</b>	<b>0</b>	<b>102</b>	<b>3</b>	<b>0</b>	<b>0</b>	<b>262</b>

**TENNESSEE COUNCIL OF JUVENILE AND FAMILY COURT JUDGES  
2008 SULLIVAN COUNTY DIV II JUVENILE COURT STATISTICAL DATA**

**Formal and Informal Actions by Class of Referral, Race and Sex for CY 2008**

	White Male	African American Male	Other Race Male	White Female	African American Female	Other Race Female	Unknown Race or Sex	Total
<b><u>Illegal Conduct</u></b>								
Complaint Substantiated Delinquent	84	10	1	32	8	0	0	135
Informal Adjustment	61	1	1	28	0	0	0	91
Pretrial Diversion	52	1	0	14	1	0	0	68
Dismissed	25	0	0	10	0	0	0	35
Other	8	1	0	5	1	0	0	15
Special Proceeding	4	1	0	4	1	0	0	10
Complaint Substantiated Status Offender	1	0	0	0	0	0	0	1
Retired / Nolle Prosequi	0	0	0	0	0	0	0	0
Complaint Substantiated Dependent/Neglect	0	0	0	0	0	0	0	0
Complaint Substantiated Abused	0	0	0	0	0	0	0	0
Complaint Substantiated Mentally Ill	0	0	0	0	0	0	0	0
Transfer to Adult Court Hearing	0	0	0	0	0	0	0	0
Charges Cleared by Transfer to Adult Court	0	0	0	0	0	0	0	0
Review Concluded	0	0	0	0	0	0	0	0
Case Held Open	0	0	0	0	0	0	0	0
Unknown	0	0	0	0	0	0	0	0
<b>Totals</b>	<b>235</b>	<b>14</b>	<b>2</b>	<b>93</b>	<b>11</b>	<b>0</b>	<b>0</b>	<b>355</b>

<b><u>Status Offenses</u></b>								
Informal Adjustment	58	6	0	30	0	0	0	94
Complaint Substantiated Status Offender	38	0	0	44	1	1	2	86
Other	37	1	0	13	2	0	0	53
Complaint Substantiated Delinquent	35	4	1	11	0	0	0	51
Dismissed	16	2	0	10	0	0	0	28
Special Proceeding	7	1	0	4	1	0	0	13
Complaint Substantiated Dependent/Neglect	0	0	0	3	0	0	0	3
Pretrial Diversion	1	0	0	0	0	1	0	2
Retired / Nolle Prosequi	0	0	0	0	0	0	0	0
Complaint Substantiated Abused	0	0	0	0	0	0	0	0
Complaint Substantiated Mentally Ill	0	0	0	0	0	0	0	0
Transfer to Adult Court Hearing	0	0	0	0	0	0	0	0
Charges Cleared by Transfer to Adult Court	0	0	0	0	0	0	0	0
Review Concluded	0	0	0	0	0	0	0	0
Case Held Open	0	0	0	0	0	0	0	0
Unknown	0	0	0	0	0	0	0	0
<b>Totals</b>	<b>192</b>	<b>14</b>	<b>1</b>	<b>115</b>	<b>4</b>	<b>2</b>	<b>2</b>	<b>330</b>



**TENNESSEE COUNCIL OF JUVENILE AND FAMILY COURT JUDGES  
2008 SULLIVAN COUNTY DIV II JUVENILE COURT STATISTICAL DATA**

**Formal and Informal Actions by Class of Referral, Race and Sex for CY 2008**

	White Male	African American Male	Other Race Male	White Female	African American Female	Other Race Female	Unknown Race or Sex	Total
<b><u>Dependency/Neglect</u></b>								
Special Proceeding	37	3	0	36	2	0	0	78
Complaint Substantiated Dependent/Neglect	27	2	0	40	5	0	0	74
Dismissed	5	2	0	12	0	0	0	19
Case Held Open	3	0	0	0	0	0	0	3
Complaint Substantiated Abused	1	0	0	0	0	0	0	1
Other	0	0	1	0	0	0	0	1
Retired / Nolle Prosequi	0	0	0	0	0	0	0	0
Complaint Substantiated Delinquent	0	0	0	0	0	0	0	0
Complaint Substantiated Status Offender	0	0	0	0	0	0	0	0
Complaint Substantiated Mentally Ill	0	0	0	0	0	0	0	0
Informal Adjustment	0	0	0	0	0	0	0	0
Pretrial Diversion	0	0	0	0	0	0	0	0
Transfer to Adult Court Hearing	0	0	0	0	0	0	0	0
Charges Cleared by Transfer to Adult Court	0	0	0	0	0	0	0	0
Review Concluded	0	0	0	0	0	0	0	0
Unknown	0	0	0	0	0	0	0	0
<b>Totals</b>	<b>73</b>	<b>7</b>	<b>1</b>	<b>88</b>	<b>7</b>	<b>0</b>	<b>0</b>	<b>176</b>

**Other Violation Proceedings**

Complaint Substantiated Delinquent	10	2	0	6	0	0	0	18
Special Proceeding	4	3	0	5	0	0	0	12
Dismissed	4	0	0	2	0	0	0	6
Pretrial Diversion	0	0	0	2	0	0	0	2
Complaint Substantiated Dependent/Neglect	0	0	0	1	0	0	0	1
Other	1	0	0	0	0	0	0	1
Retired / Nolle Prosequi	0	0	0	0	0	0	0	0
Complaint Substantiated Status Offender	0	0	0	0	0	0	0	0
Complaint Substantiated Abused	0	0	0	0	0	0	0	0
Complaint Substantiated Mentally Ill	0	0	0	0	0	0	0	0
Informal Adjustment	0	0	0	0	0	0	0	0
Transfer to Adult Court Hearing	0	0	0	0	0	0	0	0
Charges Cleared by Transfer to Adult Court	0	0	0	0	0	0	0	0
Review Concluded	0	0	0	0	0	0	0	0
Case Held Open	0	0	0	0	0	0	0	0
Unknown	0	0	0	0	0	0	0	0
<b>Totals</b>	<b>19</b>	<b>5</b>	<b>0</b>	<b>16</b>	<b>0</b>	<b>0</b>	<b>0</b>	<b>40</b>

**TENNESSEE COUNCIL OF JUVENILE AND FAMILY COURT JUDGES  
2008 SULLIVAN COUNTY DIV II JUVENILE COURT STATISTICAL DATA**

**Formal and Informal Actions by Class of Referral, Race and Sex for CY 2008**

	White Male	African American Male	Other Race Male	White Female	African American Female	Other Race Female	Unknown Race or Sex	Total
<b><u>Parentage</u></b>								
Special Proceeding	212	27	1	172	10	2	232	656
Dismissed	12	1	0	12	0	0	0	25
Complaint Substantiated Dependent/Neglect	3	0	0	2	0	0	0	5
Informal Adjustment	1	0	0	0	0	0	0	1
Other	1	0	0	0	0	0	0	1
Retired / Nolle Prosequi	0	0	0	0	0	0	0	0
Complaint Substantiated Delinquent	0	0	0	0	0	0	0	0
Complaint Substantiated Status Offender	0	0	0	0	0	0	0	0
Complaint Substantiated Abused	0	0	0	0	0	0	0	0
Complaint Substantiated Mentally Ill	0	0	0	0	0	0	0	0
Pretrial Diversion	0	0	0	0	0	0	0	0
Transfer to Adult Court Hearing	0	0	0	0	0	0	0	0
Charges Cleared by Transfer to Adult Court	0	0	0	0	0	0	0	0
Review Concluded	0	0	0	0	0	0	0	0
Case Held Open	0	0	0	0	0	0	0	0
Unknown	0	0	0	0	0	0	0	0
<b>Totals</b>	<b>229</b>	<b>28</b>	<b>1</b>	<b>186</b>	<b>10</b>	<b>2</b>	<b>232</b>	<b>688</b>

**Special Proceedings**

Special Proceeding	111	9	1	98	15	0	1	235
Review Concluded	21	2	0	29	3	1	0	56
Complaint Substantiated Dependent/Neglect	10	0	0	11	0	0	0	21
Complaint Substantiated Delinquent	4	4	0	3	1	0	0	12
Dismissed	5	1	0	3	0	0	0	9
Pretrial Diversion	2	0	0	0	0	0	0	2
Complaint Substantiated Status Offender	1	0	0	0	0	0	0	1
Other	1	0	0	0	0	0	0	1
Retired / Nolle Prosequi	0	0	0	0	0	0	0	0
Complaint Substantiated Abused	0	0	0	0	0	0	0	0
Complaint Substantiated Mentally Ill	0	0	0	0	0	0	0	0
Informal Adjustment	0	0	0	0	0	0	0	0
Transfer to Adult Court Hearing	0	0	0	0	0	0	0	0
Charges Cleared by Transfer to Adult Court	0	0	0	0	0	0	0	0
Case Held Open	0	0	0	0	0	0	0	0
Unknown	0	0	0	0	0	0	0	0
<b>Totals</b>	<b>155</b>	<b>16</b>	<b>1</b>	<b>144</b>	<b>19</b>	<b>1</b>	<b>1</b>	<b>337</b>

**TENNESSEE COUNCIL OF JUVENILE AND FAMILY COURT JUDGES  
2008 SULLIVAN COUNTY DIV II JUVENILE COURT STATISTICAL DATA**

**Formal and Informal Actions by Class of Referral, Race and Sex for CY 2008**

	White Male	African American Male	Other Race Male	White Female	African American Female	Other Race Female	Unknown Race or Sex	Total
<b>Other</b>								
Special Proceeding	5	0	0	4	0	0	0	9
Complaint Substantiated Delinquent	4	1	0	1	0	0	0	6
Dismissed	2	0	0	3	0	0	0	5
Informal Adjustment	0	0	0	2	0	0	0	2
Other	1	0	0	1	0	0	0	2
Complaint Substantiated Status Offender	1	0	0	0	0	0	0	1
Pretrial Diversion	0	0	0	1	0	0	0	1
Retired / Nolle Prosequi	0	0	0	0	0	0	0	0
Complaint Substantiated Dependent/Neglect	0	0	0	0	0	0	0	0
Complaint Substantiated Abused	0	0	0	0	0	0	0	0
Complaint Substantiated Mentally Ill	0	0	0	0	0	0	0	0
Transfer to Adult Court Hearing	0	0	0	0	0	0	0	0
Charges Cleared by Transfer to Adult Court	0	0	0	0	0	0	0	0
Review Concluded	0	0	0	0	0	0	0	0
Case Held Open	0	0	0	0	0	0	0	0
Unknown	0	0	0	0	0	0	0	0
<b>Totals</b>	<b>13</b>	<b>1</b>	<b>0</b>	<b>12</b>	<b>0</b>	<b>0</b>	<b>0</b>	<b>26</b>
<b>All Action Totals</b>	<b>1,117</b>	<b>101</b>	<b>9</b>	<b>775</b>	<b>57</b>	<b>5</b>	<b>235</b>	<b>2,299</b>

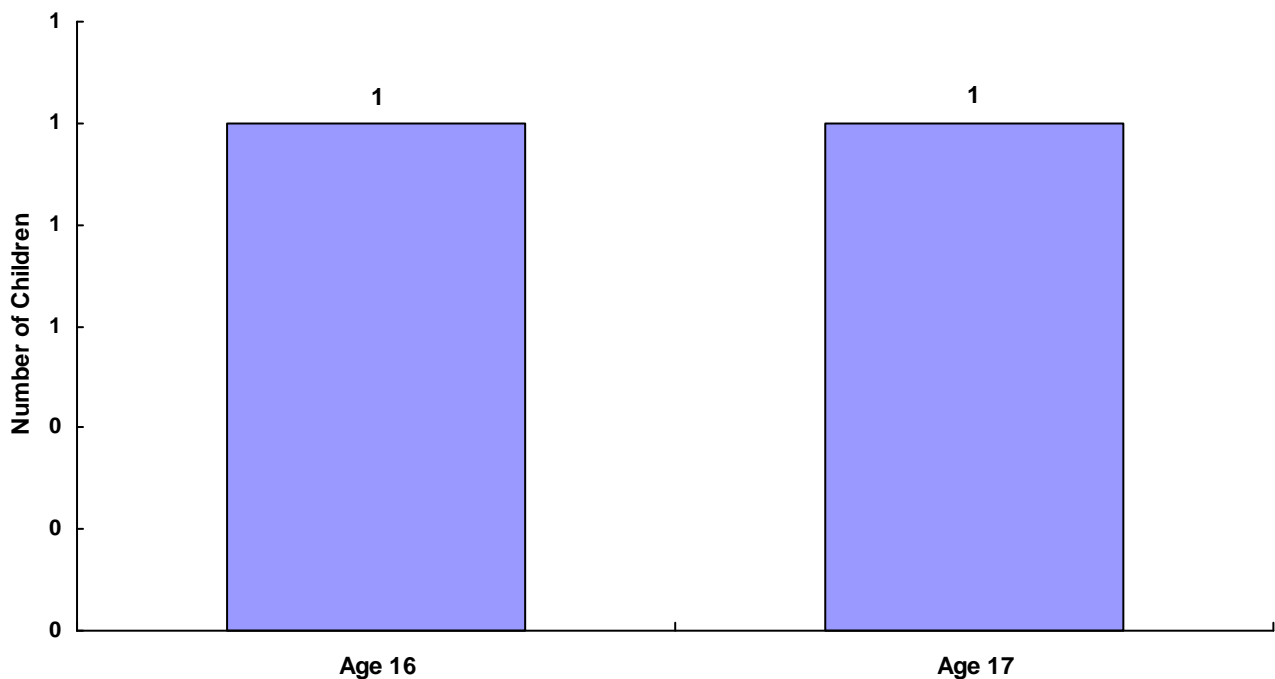
**TENNESSEE COUNCIL OF JUVENILE AND FAMILY COURT JUDGES  
2008 SULLIVAN COUNTY DIV II JUVENILE COURT STATISTICAL DATA**

**Children Transferred to Adult Court by Age at Disposition Date, Race and Sex for CY 2008**

**Total Children = 1,417**

	White Male	African American Male	Other Race Male	White Female	African American Female	Other Race Female	Unknown Race or Sex	Total	% of All Children Referred
Age Under 1	0	0	0	0	0	0	0	0	0.00%
Age 1	0	0	0	0	0	0	0	0	0.00%
Age 2	0	0	0	0	0	0	0	0	0.00%
Age 3	0	0	0	0	0	0	0	0	0.00%
Age 4	0	0	0	0	0	0	0	0	0.00%
Age 5	0	0	0	0	0	0	0	0	0.00%
Age 6	0	0	0	0	0	0	0	0	0.00%
Age 7	0	0	0	0	0	0	0	0	0.00%
Age 8	0	0	0	0	0	0	0	0	0.00%
Age 9	0	0	0	0	0	0	0	0	0.00%
Age 10	0	0	0	0	0	0	0	0	0.00%
Age 11	0	0	0	0	0	0	0	0	0.00%
Age 12	0	0	0	0	0	0	0	0	0.00%
Age 13	0	0	0	0	0	0	0	0	0.00%
Age 14	0	0	0	0	0	0	0	0	0.00%
Age 15	0	0	0	0	0	0	0	0	0.00%
Age 16	1	0	0	0	0	0	0	1	0.07%
Age 17	1	0	0	0	0	0	0	1	0.07%
Age 18	0	0	0	0	0	0	0	0	0.00%
Age 19 and Over	0	0	0	0	0	0	0	0	0.00%
<b>Totals</b>	<b>2</b>	<b>0</b>	<b>0</b>	<b>0</b>	<b>0</b>	<b>0</b>	<b>0</b>	<b>2</b>	

**Total Children Transferred to Adult Court**



**TENNESSEE COUNCIL OF JUVENILE AND FAMILY COURT JUDGES  
2008 SULLIVAN COUNTY DIV II JUVENILE COURT STATISTICAL DATA**

**Outcomes by Type Of Disposition, Race and Sex for CY 2008**

	White Male	African American Male	Other Race Male	White Female	African American Female	Other Race Female	Unknown Race or Sex	Total
<b><u>General Action Codes</u></b>								
Referral to Another Entity for Superv/Servc	274	22	2	180	10	1	2	491
No Contact Order	151	16	1	93	4	0	0	265
Placement with Relative / Other Individual	87	5	0	74	5	0	0	171
Held Open For Review	80	10	0	46	5	0	1	142
Case Dismissed	76	5	1	55	1	0	0	138
Restitution	91	10	0	20	4	0	0	125
Public Service	72	11	0	32	3	0	0	118
Referred for Alcohol and Drug Counseling	79	4	1	24	3	1	0	112
Referred to Defensive Driving School	68	2	0	31	0	0	0	101
Supervision / Probation to Juvenile Court	51	3	1	39	0	1	2	97
Warned / Counseled	30	1	0	32	2	0	0	65
Fine	43	1	0	19	2	0	0	65
Driver's License Held Informally	30	1	1	10	0	0	0	42
Referred for Mental Health Counseling	19	3	1	6	4	0	0	33
Placement with City/Cnty Agcy/Facility	18	3	1	0	0	0	0	22
Released from Probation	2	0	0	5	0	0	1	8
Probation to Parents	2	0	0	0	0	0	0	2
Private Mental Health Placement	1	0	1	0	0	0	0	2
Case Retired or Nolle Prosequi	1	0	0	0	0	0	0	1
Referred to Alternative School	0	0	0	0	0	0	0	0
Referred to Private Child Agency	0	0	0	0	0	0	0	0
Referred to Alcohol Safety School	0	0	0	0	0	0	0	0
Referral to Juvenile Court Educ-Based Pgm	0	0	0	0	0	0	0	0
Voluntary Placement with DMHMR	0	0	0	0	0	0	0	0
Private MR Placement	0	0	0	0	0	0	0	0
Runaway Returned	0	0	0	0	0	0	0	0
Injunction Other than No Contact Order	0	0	0	0	0	0	0	0
House Arrest	0	0	0	0	0	0	0	0
Court Defined Curfew	0	0	0	0	0	0	0	0
Dismissed from Informal Adjustment	0	0	0	0	0	0	0	0
Dismissed from Pretrial Diversion	0	0	0	0	0	0	0	0
<b>Totals</b>	<b>1,175</b>	<b>97</b>	<b>10</b>	<b>666</b>	<b>43</b>	<b>3</b>	<b>6</b>	<b>2,000</b>

**TENNESSEE COUNCIL OF JUVENILE AND FAMILY COURT JUDGES  
2008 SULLIVAN COUNTY DIV II JUVENILE COURT STATISTICAL DATA**

**Outcomes by Type Of Disposition, Race and Sex for CY 2008**

	White Male	African American Male	Other Race Male	White Female	African American Female	Other Race Female	Unknown Race or Sex	Total
<b>Formal Action Codes</b>								
Placed Under a Valid Court Order	146	16	2	69	5	1	2	241
DCS Probation	123	13	0	59	4	1	0	200
DCS Commitment - Custody	93	12	1	79	10	0	0	195
DCS Commitment - Suspended	21	1	0	10	1	1	1	35
Transfer to Another Juvenile Court for Dispo	20	1	0	13	0	0	0	34
Parental Rights Terminated	11	2	1	6	1	0	0	21
Other Intensive Probation	14	1	0	1	0	0	0	16
Transferred to Adult Court	2	0	0	0	0	0	0	2
Parental Rights Not Terminated	1	0	0	0	0	0	0	1
DMHMR Involuntary Commitment	0	0	0	0	0	0	0	0
DCS Commitment - Determinate	0	0	0	0	0	0	0	0
DCS Intensive Probation	0	0	0	0	0	0	0	0
Supervision by DCS	0	0	0	0	0	0	0	0
<b>Totals</b>	<b>431</b>	<b>46</b>	<b>4</b>	<b>237</b>	<b>21</b>	<b>3</b>	<b>3</b>	<b>745</b>

**Special Proceedings**

Child Support Granted	176	22	1	154	13	2	191	559
Custody Changed	87	7	0	75	5	0	0	174
Foster Care Continued	53	10	1	48	8	1	0	121
Court Costs	70	2	0	40	4	0	0	116
Child Support Amended	20	2	0	17	1	0	40	80
Visitation Changed	36	5	0	26	4	0	0	71
Custody Unchanged	24	0	0	21	1	0	1	47
Foster Care Terminated	15	2	0	19	3	0	0	39
Paternity Determined / Child Legitimated	14	3	0	12	1	0	0	30
Visitation Unchanged	9	1	0	4	0	0	0	14
Child Support Terminated	0	1	0	2	0	0	0	3
Consent to Marry Granted	0	0	0	1	0	0	0	1
Order of Reference to DCS	0	0	0	0	0	0	0	0
Voluntary Acknowledgement of Paternity	0	0	0	0	0	0	0	0
Paternity Not Determ/Child Not Legitimated	0	0	0	0	0	0	0	0
Child Support Denied	0	0	0	0	0	0	0	0
Request for Medical Treatment Granted	0	0	0	0	0	0	0	0
Request for Medical Treatment Denied	0	0	0	0	0	0	0	0
Consent to Marry Denied	0	0	0	0	0	0	0	0
<b>Totals</b>	<b>504</b>	<b>55</b>	<b>2</b>	<b>419</b>	<b>40</b>	<b>3</b>	<b>232</b>	<b>1,255</b>

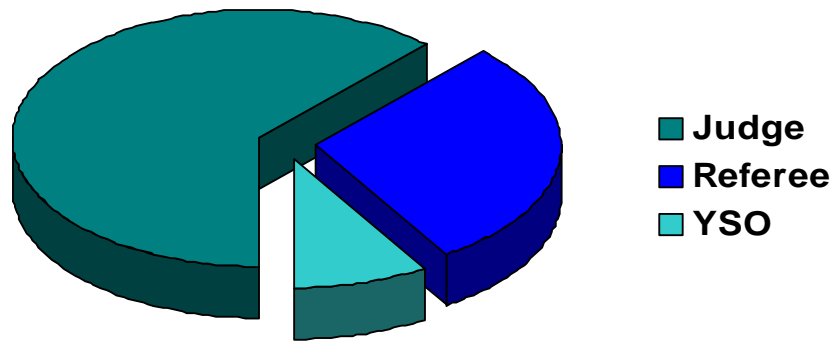
**Other Outcome Codes**

Other	120	14	1	51	5	0	0	191
<b>Totals</b>	<b>120</b>	<b>14</b>	<b>1</b>	<b>51</b>	<b>5</b>	<b>0</b>	<b>0</b>	<b>191</b>

<b>All Outcome Totals</b>	<b>2,230</b>	<b>212</b>	<b>17</b>	<b>1,373</b>	<b>109</b>	<b>9</b>	<b>241</b>	<b>4,191</b>
---------------------------	--------------	------------	-----------	--------------	------------	----------	------------	--------------

**TENNESSEE COUNCIL OF JUVENILE AND FAMILY COURT JUDGES  
2008 SULLIVAN COUNTY DIV II JUVENILE COURT STATISTICAL DATA**

**Breakdown of Referrals by Court Personnel Executing the Action in CY 2008**



	<b>Referrals</b>	<b>% of Referrals</b>
Judge	1,426	62.03%
Referee	667	29.01%
YSO	206	8.96%
Other	0	0.00%
<b>Total</b>	<b>2,299</b>	<b>100.00%</b>