

**2008**

**State of Tennessee**

**Annual Juvenile Court Statistical Report**

**Trousdale County Breakdown**

# TABLE OF CONTENTS

Report Numbers Listed Below are shown at the Bottom of each Report, followed by the Report Page Number

	Report Number
<b>Juvenile Court Referral Process</b>	
Chart – The Juvenile Court Referral Process	1
Chart – Delinquent, Dependent/Neglect/Abuse, and Status/Unruly Referrals	2
Chart – Referrals by Type of Offense	3
Chart – Referrals for Status/Unruly Offenses	4
<b>Children and Referral Counts by Race and Sex</b>	
Table – Children with Delinquent Referrals by Race and Sex	5
Table – Children with Status/Unruly Referrals by Race and Sex	5
Table – Children with Dependency/Neglect/Abuse Allegations by Race and Sex	5
Table – Referrals Delinquent Referrals by Race and Sex	6
Table – Referrals Status/Unruly Referrals by Race and Sex	6
Table – Referrals Dependency/Neglect/Abuse Allegations by Race and Sex	6
Table/Chart – Referrals by Age Group, Race and Sex	7
Table/Chart – Children Referred by Age, Race and Sex	8
Table/Chart – Children Referred by Race and Sex	9
Table/Chart – Children of Hispanic Origin by Race and Sex	10
Table – Referrals by Type of Offense, Age Group, Race and Sex	11
<b>Living Arrangement of the Child at Time of Referral</b>	
Table/Chart – Living Arrangement at Time of Referral by Race and Sex	12
<b>School Status of Individual Children at Time of Referral to Juvenile Court</b>	
Table – Last Grade Completed by Children by Race and Sex	13
Table – Children Enrolled in School	13
Table – Children Enrolled in Special Education	13
<b>Referral Information by Race, Sex and Class of Referral/Offense</b>	
Table/Chart – Class of Referrals by Race and Sex	14
Table - Referrals by Class and Type of Offense by Race and Sex	15
<b>Referral Reasons by Type, Race and Sex</b>	
Table – Referral Reasons by Type of Offense, Race and Sex	16
Table – Top 4 Referral Reasons by Sex and Race	17
Table – Top 4 Referral Reasons by Sex, Race and Type of Offense	18
<b>Source of Referrals to the Juvenile Court</b>	
Table – Source of Referrals by Race and Sex	19
Table – Six Most Frequent Referral Reasons by Source, Race and Sex	20
Table – Source of Referrals by Type of Offense, Race and Sex	21
<b>Children Referred with Weapons Charges</b>	
Table/Chart – Children Referred for Unlawful Carrying/Possession of a Weapon by Age, Race and Sex	22
Table/Chart – Children Referred for Carrying Weapons on School Property	23
<b>Intake Actions at Referral</b>	
Table/Chart – Intake Actions at Referral by Race and Sex	24
Table/Chart – Intake Actions of Referrals by Class of Offense, Race and Sex	25

# TABLE OF CONTENTS


Report Numbers Listed Below are shown at the Bottom of each Report, followed by the Report Page Number

	Report Number
<b>Detention Statistics at Referral</b>	
Table – Detention Statistics at Referral by Individual Child by Race and Sex	26
Table – Detention Statistics at Referral by Individual Case	26
Table – Placement After Secure Detention Hearing by Individual Child by Race and Sex	27
Table – Placement After Secure Detention Hearing by Individual Case	27
<b>Dispositional Procedures</b>	
Table – Procedures used to Dispose or Adjust All Referrals	28
Table – Referrals Disposed by Formal Adjudicatory Proceedings	28
Table – Referrals Disposed by Other Actions	28
<b>Formal and Informal Actions</b>	
Table/Chart – Formal and Informal Actions by Race and Sex	29
Table – Formal and Informal Actions by Type of Offense, Race and Sex	30
Table – Formal and Informal Actions by Class of Referral, Race and Sex	31
<b>Children Transferred to Adult Court</b>	
Table/Chart – Children Transferred to Adult Court by Age, Race and Sex	32
<b>Outcomes by Type of Disposition</b>	
Table – Outcomes by Type of Disposition, Race and Sex	33
<b>Juvenile Court Referrals Disposed County-Wide Based on Number of Referrals</b>	
Table/Chart – Breakdown of Referrals by Court Personnel Executing the Action	34

**TENNESSEE COUNCIL OF JUVENILE AND FAMILY COURT JUDGES  
2008 TROUSDALE COUNTY JUVENILE COURT STATISTICAL DATA**

**The Juvenile Court Referral Process for CY 2008**

<b>Delinquent</b> 165	<b>Status</b> 79	<b>Dependency and Neglect</b> 8	<b>Other Violations</b> 0	<b>Special Proceedings</b> 114	<b>Parentage</b> 50	<b>Other</b> 10
--------------------------	---------------------	------------------------------------	------------------------------	-----------------------------------	------------------------	--------------------



**Parents, Victims, School, Relatives, State Dept, etc.**  
277

**Law Enforcement**  
149

**Pretrial Diversion, Informal Adjustment**  
1

**Court Actions**  
426

**Transfer to Adult Court Hearing**  
1

**Charges Cleared By Transfer to Adult Court**  
0

**Special Proceeding**  
44

**Review Concluded**  
3

**Case Held Open**  
160

**Other**  
22

**Formal Adjudications**  
195

**Juvenile Court System Outcomes / Dispositions**  
626

**Formal**  
15

**General**  
362

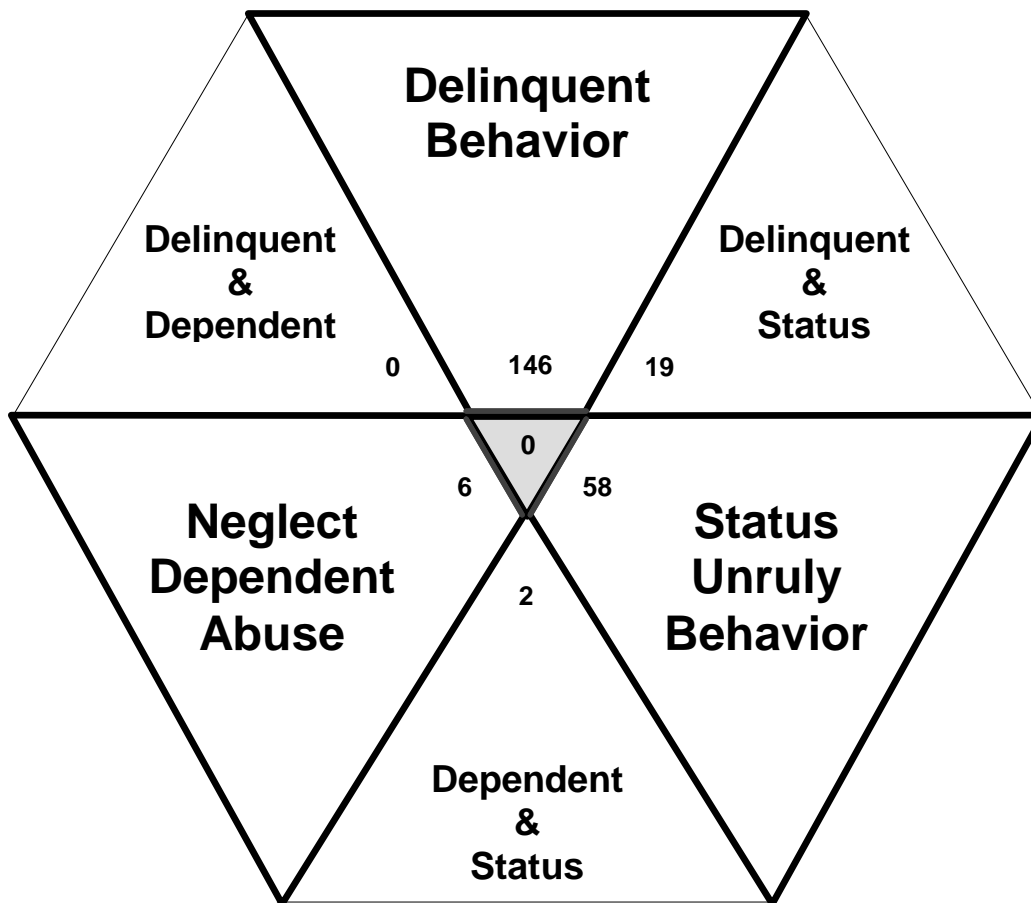
**Special Proceedings**  
113

**Other**  
136

**TENNESSEE COUNCIL OF JUVENILE AND FAMILY COURT JUDGES  
2008 TROUSDALE COUNTY JUVENILE COURT STATISTICAL DATA**

**Delinquent, Dependent/Neglect/Abuse, and Status/Unruly Referrals for CY 2008**

Total = 231



The remaining referrals are for:  
Custody, Visitation, Paternity/Legitimation, Child Support,  
Special Procedures and Other Referrals

Each child may be counted  
in more than one category

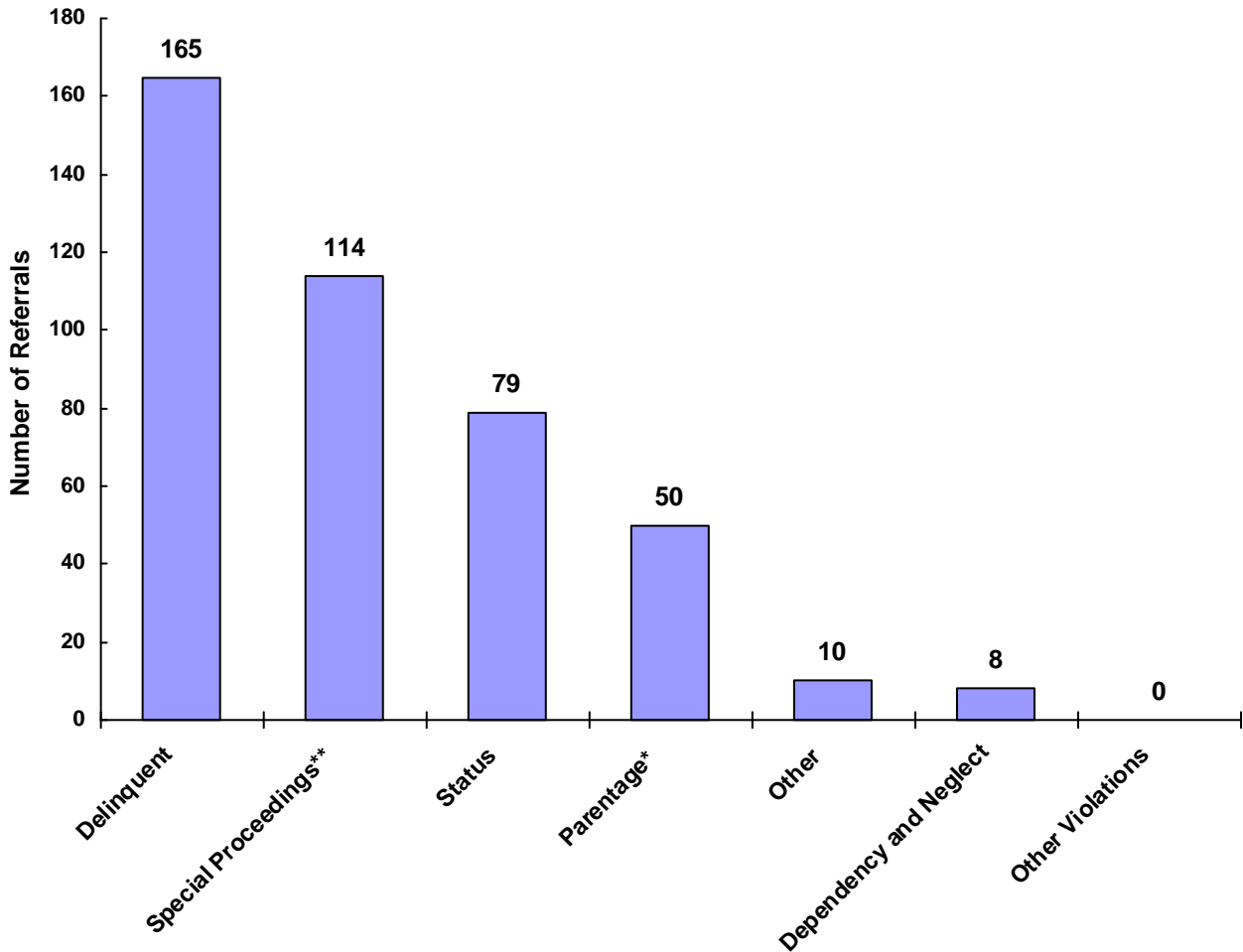
Total number of individual children for ALL referrals  
disposed by juvenile courts during CY 2008 equals 205

Children can have referrals in multiple categories. The drawing above shows that in the year 2008 there were 146 referrals to Trousdale County Juvenile Court for children with only delinquent offenses, 58 for those with only status/unruly behavior, and 6 for children with neglect, dependent or abuse referrals during the calendar year. There were 19 referrals for children that had a delinquent AND a status/unruly referral. There were 0 referrals for children with both delinquent behavior AND a neglect, dependent or abuse allegation. There were 2 referrals for children that had both a status/unruly referral AND a neglect, dependent or abuse allegation. Also, there were 0 referrals for children that had a delinquent referral, a status/unruly referral AND a neglect, dependent or abuse allegation.

**TENNESSEE COUNCIL OF JUVENILE AND FAMILY COURT JUDGES  
2008 TROUSDALE COUNTY JUVENILE COURT STATISTICAL DATA**

**Referrals by Type of Offense in CY 2008**

**Total Referrals = 426**



\* Parentage includes: Custody, Visitation, Paternity/Legitimation and Child Support

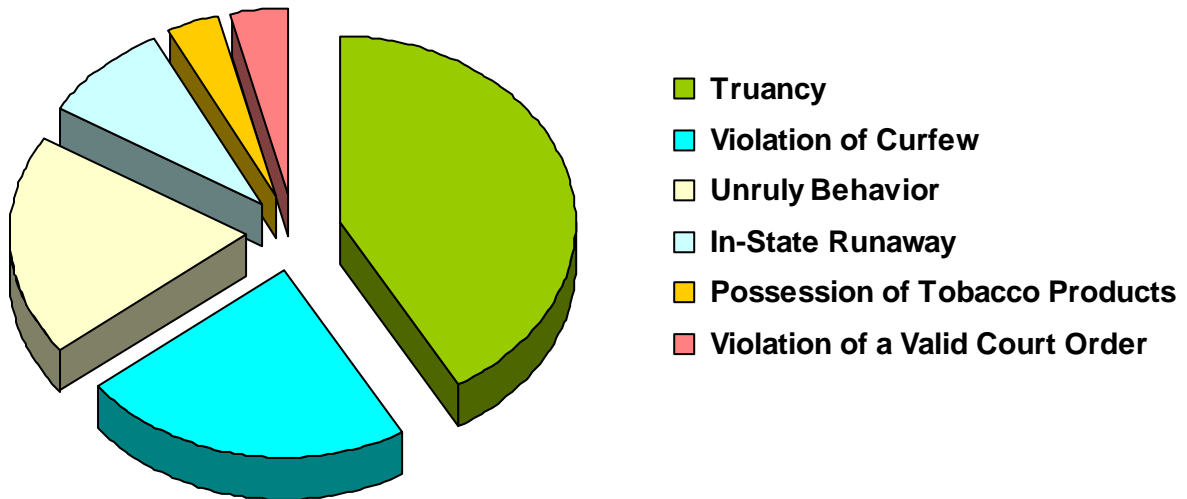
\*\*Special Proceedings include: Judicial Review, Administrative Review, Foster Care Review, Request for Medical Treatment and Consent to Marry

Information from the Juvenile Court represents a total of 205 children and 334 cases that were reported to the TCJFCJ.

A Status offense is an offense committed by a child that if committed by an adult, would not be considered an offense or unlawful act. An example of this is smoking when not legally an adult.

**TENNESSEE COUNCIL OF JUVENILE AND FAMILY COURT JUDGES  
2008 TROUSDALE COUNTY JUVENILE COURT STATISTICAL DATA**

**Referrals for Status/Unruly Offenses in CY 2008  
Total Status/Unruly Referrals = 79**



<b>Referral Reason</b>	<b>Count</b>	<b>Percent</b>
Truancy	33	41.77%
Violation of Curfew	18	22.78%
Unruly Behavior	15	18.99%
In-State Runaway	7	8.86%
Violation of a Valid Court Order	3	3.80%
Possession of Tobacco Products	3	3.80%
Out-of-State Runaway	0	0.00%
<b>Total</b>	<b>79</b>	

**TENNESSEE COUNCIL OF JUVENILE AND FAMILY COURT JUDGES  
2008 TROUSDALE COUNTY JUVENILE COURT STATISTICAL DATA**

**Children\* with Delinquent Referrals by Race and Sex for CY 2008**

	White	African American	Native American	Asian	Mixed Race	Unknown Race	Total
Male	48	4	0	0	3	0	55
Female	31	4	0	0	2	0	37
Unknown Sex	0	0	0	0	0	0	
<b>Totals</b>	<b>79</b>	<b>8</b>	<b>0</b>	<b>0</b>	<b>5</b>	<b>0</b>	<b>92</b>

**Children\* with Status/Unruly Referrals by Race and Sex for CY 2008**

	White	African American	Native American	Asian	Mixed Race	Unknown Race	Total
Male	29	2	0	0	1	0	32
Female	29	3	0	0	0	0	32
Unknown Sex	0	0	0	0	0	0	
<b>Totals</b>	<b>58</b>	<b>5</b>	<b>0</b>	<b>0</b>	<b>1</b>	<b>0</b>	<b>64</b>

**Children\* with Dependency/Neglect/Abuse Allegations by Race and Sex for CY 2008**

	White	African American	Native American	Asian	Mixed Race	Unknown Race	Total
Male	0	0	0	0	1	0	1
Female	6	1	0	0	0	0	7
Unknown Sex	0	0	0	0	0	0	
<b>Totals</b>	<b>6</b>	<b>1</b>	<b>0</b>	<b>0</b>	<b>1</b>	<b>0</b>	<b>8</b>

\* A child may be counted in more than one category



**TENNESSEE COUNCIL OF JUVENILE AND FAMILY COURT JUDGES  
2008 TROUSDALE COUNTY JUVENILE COURT STATISTICAL DATA**

**Delinquent Referrals by Race and Sex for CY 2008**

	White	African American	Native American	Asian	Mixed Race	Unknown Race	Total
<b>Male</b>	98	7	0	0	3	0	<b>108</b>
<b>Female</b>	46	8	0	0	3	0	<b>57</b>
<b>Unknown Sex</b>	0	0	0	0	0	0	<b>0</b>
<b>Totals</b>	<b>144</b>	<b>15</b>	<b>0</b>	<b>0</b>	<b>6</b>	<b>0</b>	<b>165</b>

**Status/Unruly Referrals by Race and Sex for CY 2008**

	White	African American	Native American	Asian	Mixed Race	Unknown Race	Total
<b>Male</b>	36	2	0	0	1	0	<b>39</b>
<b>Female</b>	35	5	0	0	0	0	<b>40</b>
<b>Unknown Sex</b>	0	0	0	0	0	0	<b>0</b>
<b>Totals</b>	<b>71</b>	<b>7</b>	<b>0</b>	<b>0</b>	<b>1</b>	<b>0</b>	<b>79</b>

**Dependency/Neglect/Abuse Allegations by Race and Sex for CY 2008**

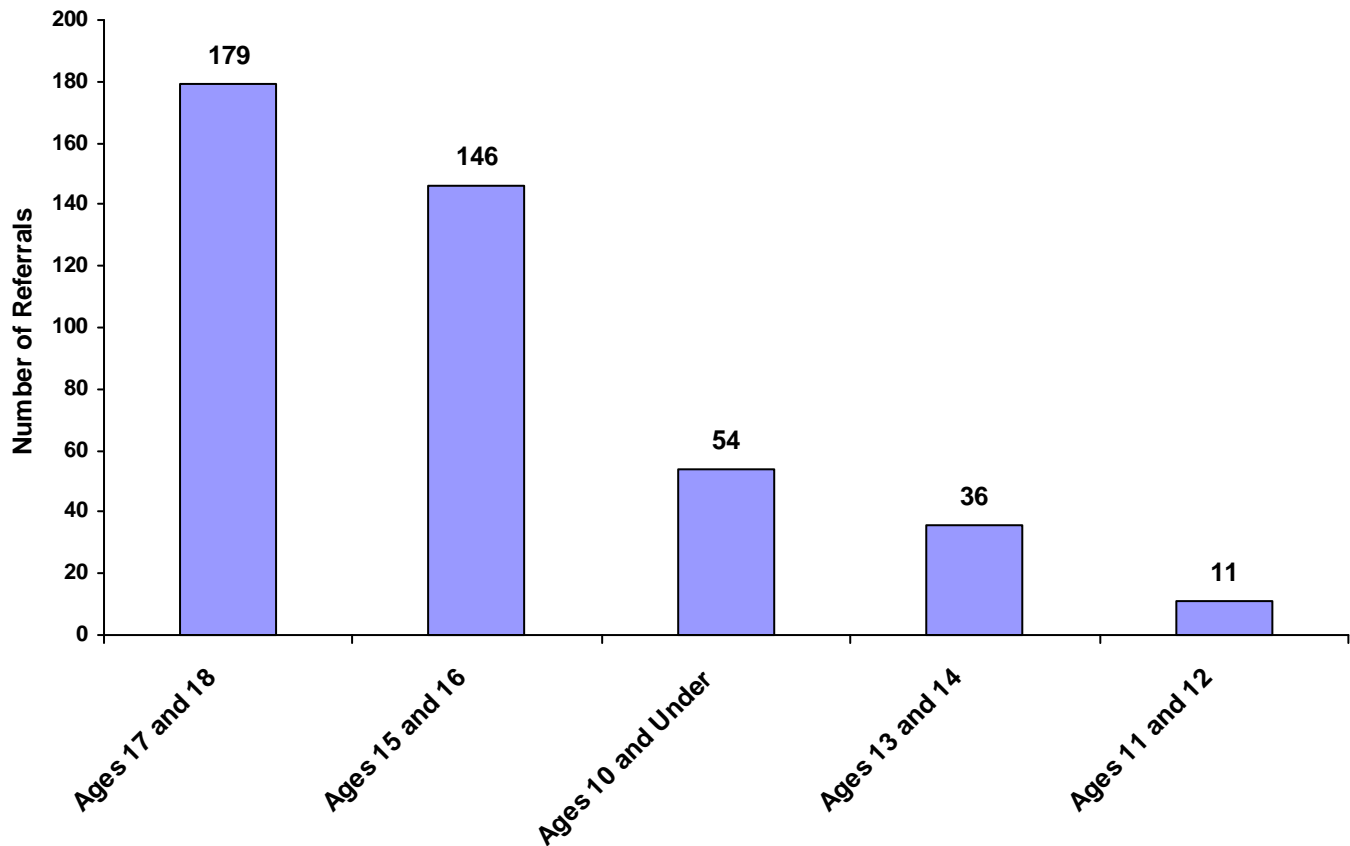
	White	African American	Native American	Asian	Mixed Race	Unknown Race	Total
<b>Male</b>	0	0	0	0	1	0	<b>1</b>
<b>Female</b>	6	1	0	0	0	0	<b>7</b>
<b>Unknown Sex</b>	0	0	0	0	0	0	<b>0</b>
<b>Totals</b>	<b>6</b>	<b>1</b>	<b>0</b>	<b>0</b>	<b>1</b>	<b>0</b>	<b>8</b>

**TENNESSEE COUNCIL OF JUVENILE AND FAMILY COURT JUDGES  
2008 TROUSDALE COUNTY JUVENILE COURT STATISTICAL DATA**

**Referrals by Age Group, Race and Sex for CY 2008**

	White Male	African American Male	Other Race Male	White Female	African American Female	Other Race Female	Unknown Race or Sex	Total	% of Total Referrals
Birth through Age 10	14	2	7	20	4	7	0	54	12.68%
Ages 11 and 12	4	0	2	5	0	0	0	11	2.58%
Ages 13 and 14	10	2	0	24	0	0	0	36	8.45%
Ages 15 and 16	68	3	6	55	14	0	0	146	34.27%
Ages 17 and 18	106	9	0	54	8	2	0	179	42.02%
Unknown Age	0	0	0	0	0	0	0	0	0.00%
<b>All Age Group Totals</b>	<b>202</b>	<b>16</b>	<b>15</b>	<b>158</b>	<b>26</b>	<b>9</b>	<b>0</b>	<b>426</b>	

**Total Referrals by Age Group**

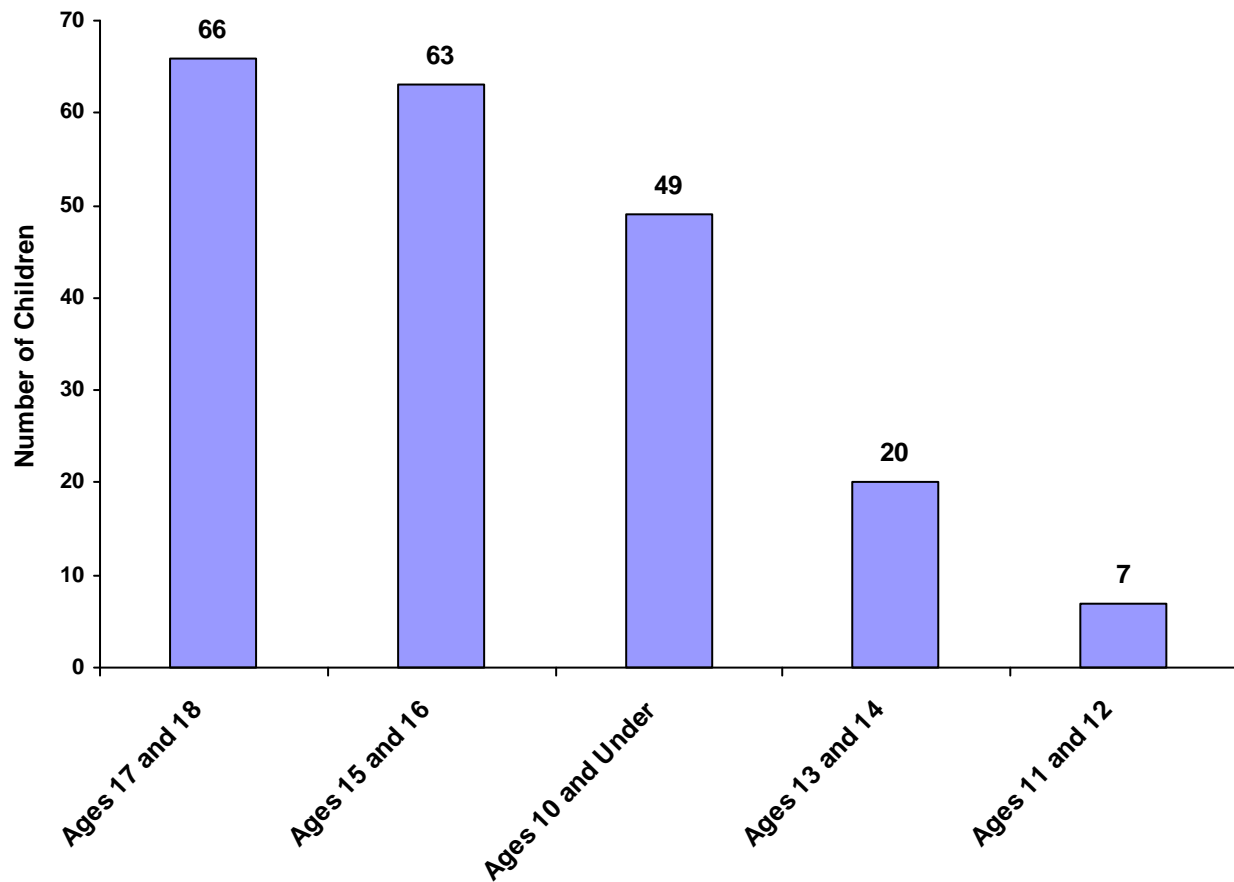


**TENNESSEE COUNCIL OF JUVENILE AND FAMILY COURT JUDGES  
2008 TROUSDALE COUNTY JUVENILE COURT STATISTICAL DATA**

**Children Referred by Age Group, Race and Sex for CY 2008**

	White Male	African American Male	Other Race Male	White Female	African American Female	Other Race Female	Unknown Race or Sex	Total	% of All Children Referred
Ages 10 and Under	12	2	7	17	4	7	0	49	23.90%
Ages 11 through 12	3	0	1	3	0	0	0	7	3.41%
Ages 13 through 14	6	2	0	12	0	0	0	20	9.76%
Ages 15 through 16	31	2	2	26	2	0	0	63	30.73%
Ages 17 through 18	40	3	0	19	3	1	0	66	32.20%
Ages 19 and Over	0	0	0	0	0	0	0	0	0.00%
<b>Total</b>	<b>92</b>	<b>9</b>	<b>10</b>	<b>77</b>	<b>9</b>	<b>8</b>	<b>0</b>	<b>205</b>	

**Total Children by Age Group**

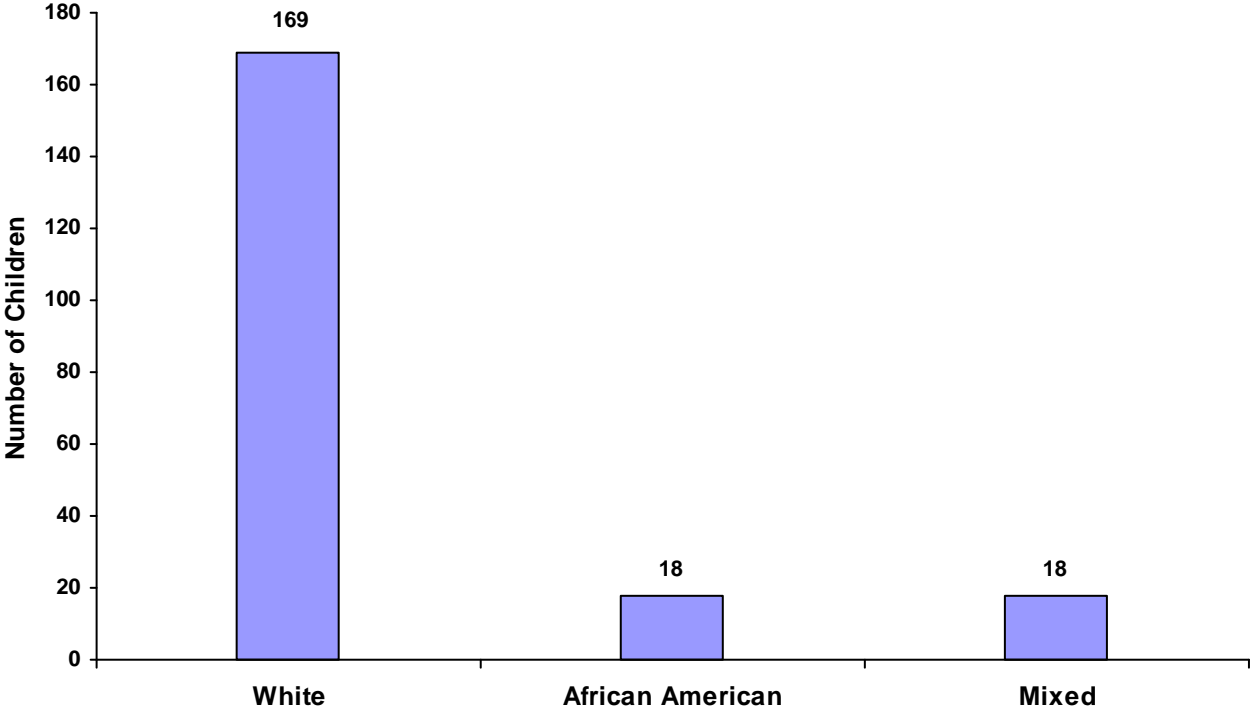


**TENNESSEE COUNCIL OF JUVENILE AND FAMILY COURT JUDGES  
2008 TROUSDALE COUNTY JUVENILE COURT STATISTICAL DATA**

**Children Referred by Race and Sex for CY 2008**

Race	Male	Female	Unknown	Total
White	92	77	0	169
African American	9	9	0	18
Native American	0	0	0	0
Asian	0	0	0	0
Mixed	10	8	0	18
Unknown	0	0	0	0
<b>Total</b>	<b>111</b>	<b>94</b>	<b>0</b>	<b>205</b>

**Total Children by Race**

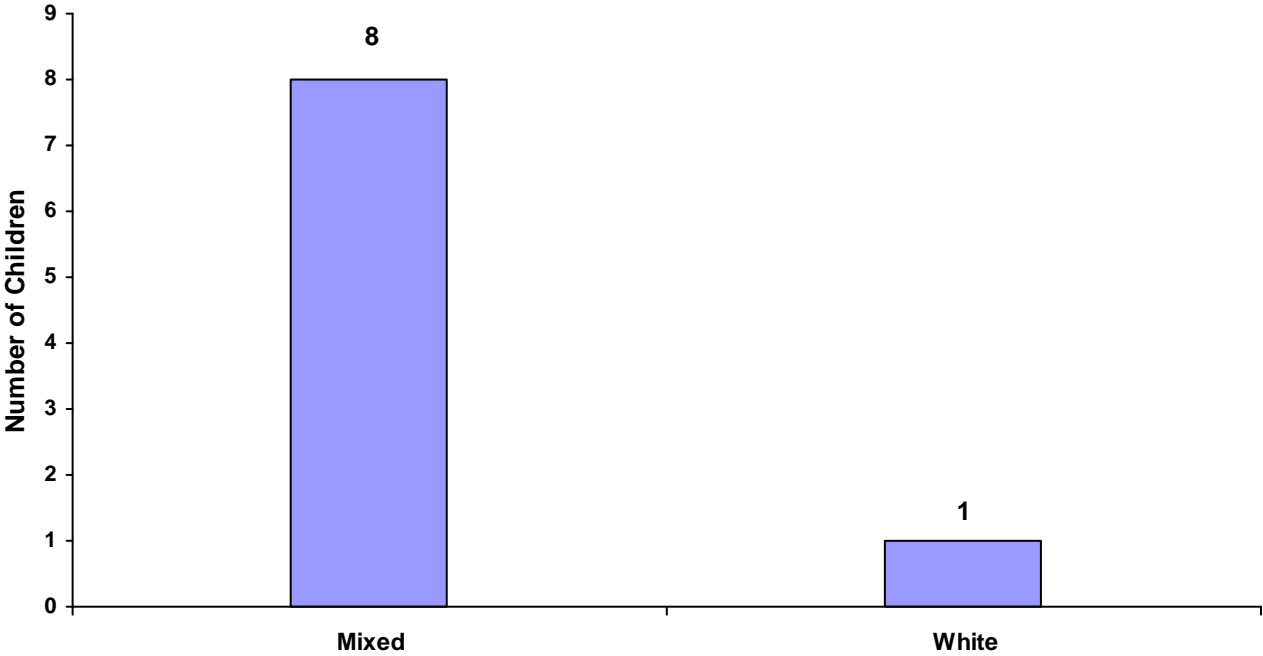


**TENNESSEE COUNCIL OF JUVENILE AND FAMILY COURT JUDGES  
2008 TROUSDALE COUNTY JUVENILE COURT STATISTICAL DATA**

**Children of Hispanic Origin by Race and Sex for CY 2008**

Race	Male	Female	Unknown	Total
White	0	1	0	1
African American	0	0	0	0
Native American	0	0	0	0
Asian	0	0	0	0
Mixed	4	4	0	8
Unknown	0	0	0	0
<b>Total</b>	<b>4</b>	<b>5</b>	<b>0</b>	<b>9</b>

**Total Children of Hispanic Origin by Race**



**TENNESSEE COUNCIL OF JUVENILE AND FAMILY COURT JUDGES  
2008 TROUSDALE COUNTY JUVENILE COURT STATISTICAL DATA**

**Referrals by Type of Offense, Age Group, Race and Sex for CY 2008**

	White Male	African American Male	Other Race Male	White Female	African American Female	Other Race Female	Unknown Race or Sex	Total
<b>Delinquent</b>								
Ages 10 and Under	2	0	0	1	0	1	0	4
Ages 11 through 12	0	0	1	0	0	0	0	1
Ages 13 through 14	3	0	0	2	0	0	0	5
Ages 15 through 16	40	3	2	22	3	0	0	70
Ages 17 through 18	53	4	0	21	5	2	0	85
Ages 19 and Over	0	0	0	0	0	0	0	0
<b>Total</b>	<b>98</b>	<b>7</b>	<b>3</b>	<b>46</b>	<b>8</b>	<b>3</b>	<b>0</b>	<b>165</b>
<b>Status</b>								
Ages 10 and Under	0	0	0	2	0	0	0	2
Ages 11 through 12	3	0	0	1	0	0	0	4
Ages 13 through 14	3	1	0	10	0	0	0	14
Ages 15 through 16	19	0	1	14	2	0	0	36
Ages 17 through 18	11	1	0	8	3	0	0	23
Ages 19 and Over	0	0	0	0	0	0	0	0
<b>Total</b>	<b>36</b>	<b>2</b>	<b>1</b>	<b>35</b>	<b>5</b>	<b>0</b>	<b>0</b>	<b>79</b>
<b>Dependency and Neglect</b>								
Ages 10 and Under	0	0	1	2	0	0	0	3
Ages 11 through 12	0	0	0	1	0	0	0	1
Ages 13 through 14	0	0	0	1	0	0	0	1
Ages 15 through 16	0	0	0	1	1	0	0	2
Ages 17 through 18	0	0	0	1	0	0	0	1
Ages 19 and Over	0	0	0	0	0	0	0	0
<b>Total</b>	<b>0</b>	<b>0</b>	<b>1</b>	<b>6</b>	<b>1</b>	<b>0</b>	<b>0</b>	<b>8</b>
<b>Other Violations</b>								
Ages 10 and Under	0	0	0	0	0	0	0	0
Ages 11 through 12	0	0	0	0	0	0	0	0
Ages 13 through 14	0	0	0	0	0	0	0	0
Ages 15 through 16	0	0	0	0	0	0	0	0
Ages 17 through 18	0	0	0	0	0	0	0	0
Ages 19 and Over	0	0	0	0	0	0	0	0
<b>Total</b>	<b>0</b>	<b>0</b>	<b>0</b>	<b>0</b>	<b>0</b>	<b>0</b>	<b>0</b>	<b>0</b>

**TENNESSEE COUNCIL OF JUVENILE AND FAMILY COURT JUDGES  
2008 TROUSDALE COUNTY JUVENILE COURT STATISTICAL DATA**

**Referrals by Type of Offense, Age Group, Race and Sex for CY 2008**

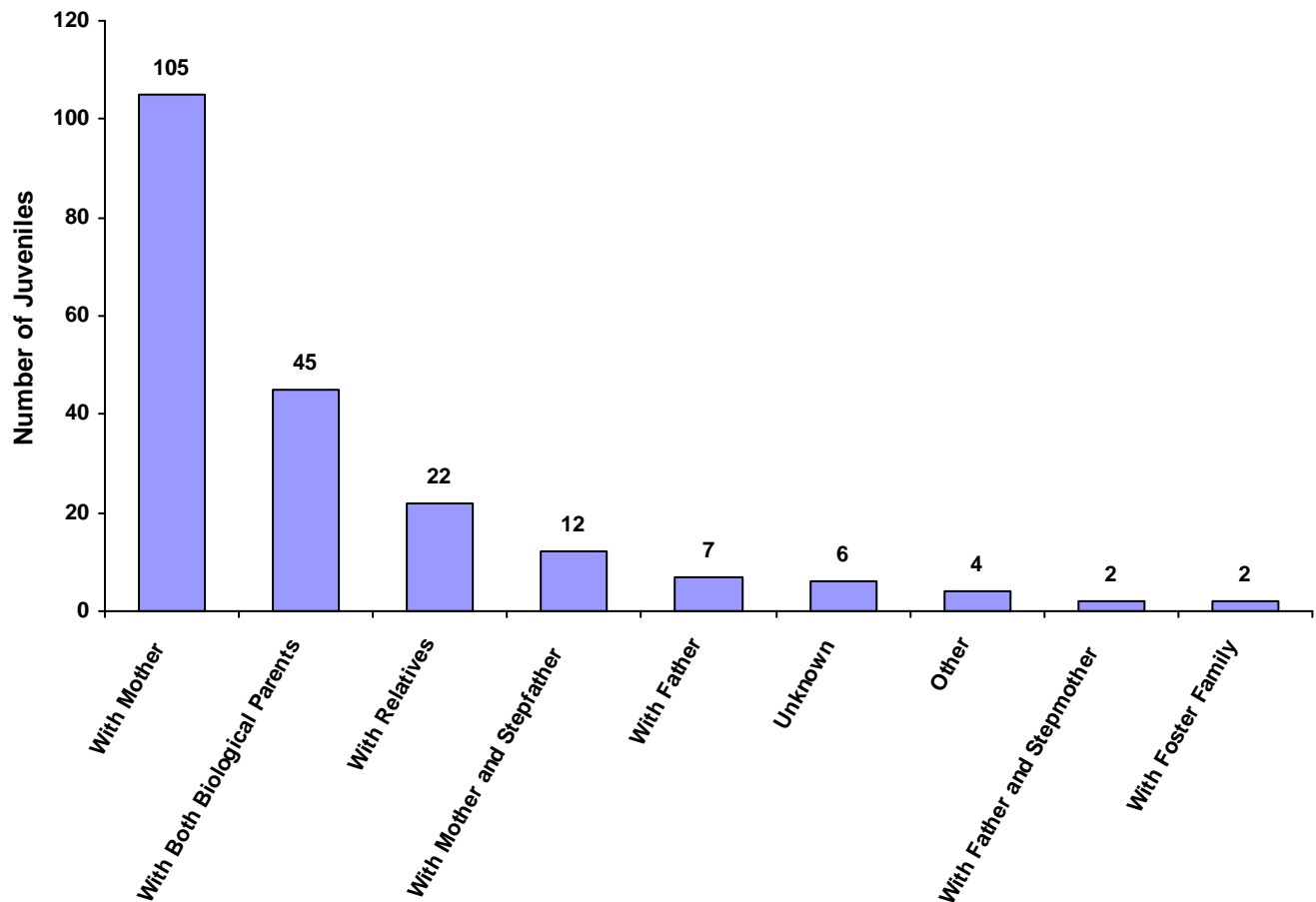
	<b>White Male</b>	<b>African American Male</b>	<b>Other Race Male</b>	<b>White Female</b>	<b>African American Female</b>	<b>Other Race Female</b>	<b>Unknown Race or Sex</b>	<b>Total</b>
<b>Special Proceedings</b>								
Ages 10 and Under	11	2	6	15	3	6	0	<b>43</b>
Ages 11 through 12	1	0	1	3	0	0	0	<b>5</b>
Ages 13 through 14	4	1	0	11	0	0	0	<b>16</b>
Ages 15 through 16	8	0	3	16	7	0	0	<b>34</b>
Ages 17 through 18	39	4	0	23	0	0	0	<b>66</b>
Ages 19 and Over	0	0	0	0	0	0	0	<b>0</b>
<b>Total</b>	<b>63</b>	<b>7</b>	<b>10</b>	<b>68</b>	<b>10</b>	<b>6</b>	<b>0</b>	<b>164</b>
<b>Other</b>								
Ages 10 and Under	1	0	0	0	1	0	0	<b>2</b>
Ages 11 through 12	0	0	0	0	0	0	0	<b>0</b>
Ages 13 through 14	0	0	0	0	0	0	0	<b>0</b>
Ages 15 through 16	1	0	0	2	1	0	0	<b>4</b>
Ages 17 through 18	3	0	0	1	0	0	0	<b>4</b>
Ages 19 and Over	0	0	0	0	0	0	0	<b>0</b>
<b>Total</b>	<b>5</b>	<b>0</b>	<b>0</b>	<b>3</b>	<b>2</b>	<b>0</b>	<b>0</b>	<b>10</b>
<b>Grand Total</b>	<b>202</b>	<b>16</b>	<b>15</b>	<b>158</b>	<b>26</b>	<b>9</b>	<b>0</b>	<b>426</b>

# TENNESSEE COUNCIL OF JUVENILE AND FAMILY COURT JUDGES 2008 TROUSDALE COUNTY JUVENILE COURT STATISTICAL DATA

## Living Arrangement of Juveniles by Race and Sex for CY 2008

	White Male	African American Male	Other Race Male	White Female	African American Female	Other Race Female	Unknown Race or Sex	Total	% of All Children Referred
With Both Biological Parents	21	0	0	21	0	3	0	45	21.95%
With Father and Stepmother	1	0	0	1	0	0	0	2	0.98%
With Mother and Stepfather	8	0	0	4	0	0	0	12	5.85%
With Mother	40	6	8	40	7	4	0	105	51.22%
With Father	4	1	0	2	0	0	0	7	3.41%
With Relatives	10	2	1	6	2	1	0	22	10.73%
With Adoptive Parents	0	0	0	0	0	0	0	0	0.00%
With Foster Family	2	0	0	0	0	0	0	2	0.98%
In a Group Home	0	0	0	0	0	0	0	0	0.00%
In a Residential Center	0	0	0	0	0	0	0	0	0.00%
In an Institution	0	0	0	0	0	0	0	0	0.00%
Independent	0	0	0	0	0	0	0	0	0.00%
Unknown	3	0	1	2	0	0	0	6	2.93%
Other	3	0	0	1	0	0	0	4	1.95%
<b>Totals</b>	<b>92</b>	<b>9</b>	<b>10</b>	<b>77</b>	<b>9</b>	<b>8</b>	<b>0</b>	<b>205</b>	

## Living Arrangement of Juveniles





**TENNESSEE COUNCIL OF JUVENILE AND FAMILY COURT JUDGES  
2008 TROUSDALE COUNTY JUVENILE COURT STATISTICAL DATA**

**Last Grade Completed by Children by Race and Sex for CY 2008**

	White Male	African American Male	Other Race Male	White Female	African American Female	Other Race Female	Unknown Race or Sex	Total	% of All Children Referred
Too Young for School	7	0	3	5	3	1	0	19	9.27%
Preschool	0	0	0	0	0	0	0	0	0.00%
Kindergarten	0	0	0	2	0	0	0	2	0.98%
1st Grade	0	0	1	0	0	0	0	1	0.49%
2nd Grade	0	0	0	1	0	0	0	1	0.49%
3rd Grade	0	0	1	0	0	0	0	1	0.49%
4th Grade	1	0	0	0	0	0	0	1	0.49%
5th Grade	2	0	0	1	0	0	0	3	1.46%
6th Grade	4	0	0	3	0	0	0	7	3.41%
7th Grade	5	1	0	4	0	0	0	10	4.88%
8th Grade	9	2	1	1	0	0	0	13	6.34%
9th Grade	8	0	0	15	1	0	0	24	11.71%
10th Grade	18	3	0	17	1	0	0	39	19.02%
11th Grade	16	0	0	7	2	1	0	26	12.68%
12th Grade	0	0	0	0	0	0	0	0	0.00%
Non-Graded Special Ed	0	0	0	0	0	0	0	0	0.00%
GED	1	0	0	0	0	0	0	1	0.49%
Graduated	0	0	0	0	0	0	0	0	0.00%
Never Attended School	0	0	0	0	0	1	0	1	0.49%
Unknown	21	3	4	21	2	5	0	56	27.32%
Other	0	0	0	0	0	0	0	0	0.00%
<b>Totals</b>	<b>92</b>	<b>9</b>	<b>10</b>	<b>77</b>	<b>9</b>	<b>8</b>	<b>0</b>	<b>205</b>	

**Children Enrolled in School**

	Children	% of All Children
Enrolled	139	67.80%
Not Enrolled	24	11.71%
Unknown	42	20.49%
	<b>205</b>	

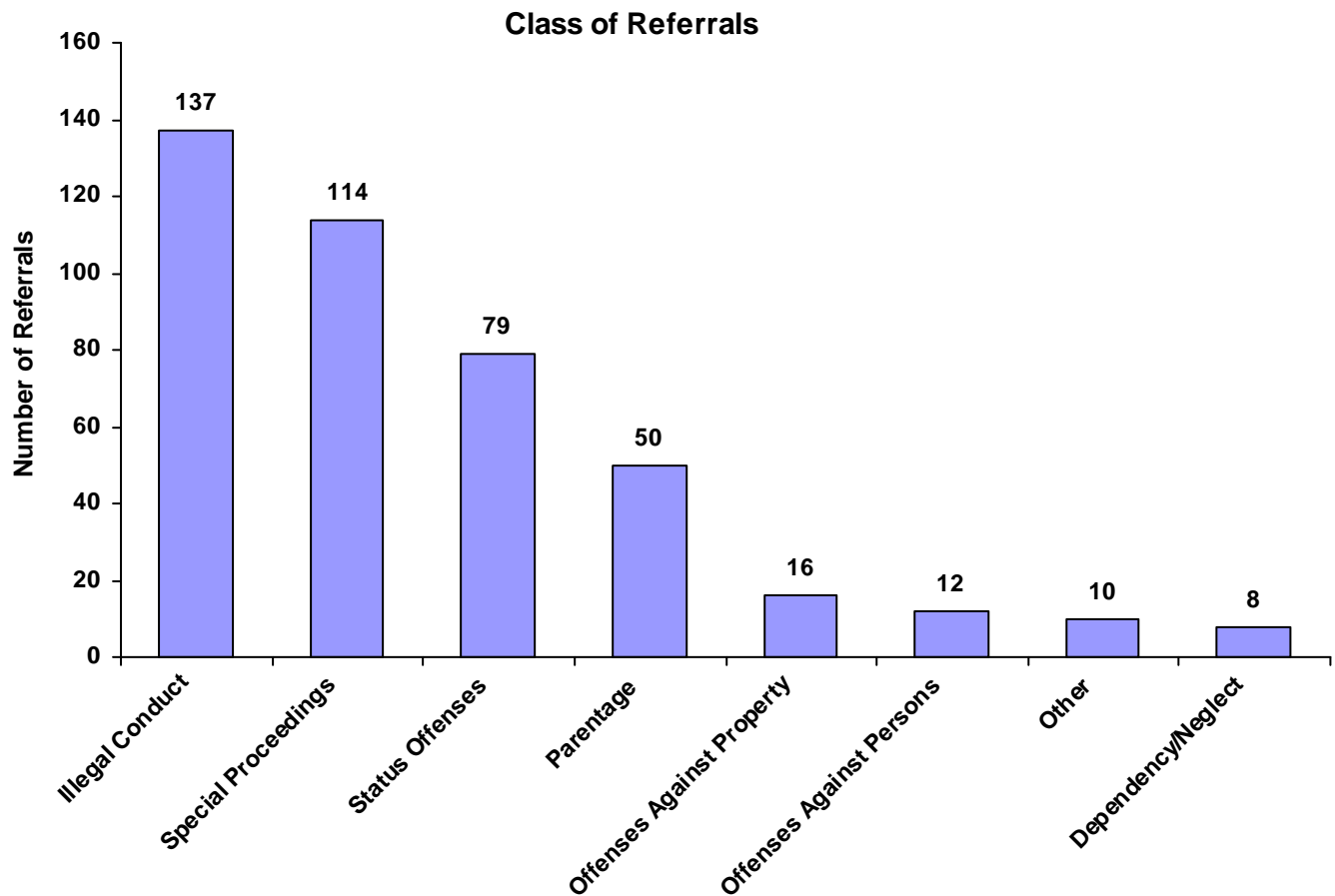
**Children Enrolled in Special Education**

	Children	% of All Children
Enrolled	4	1.95%
Not Enrolled	109	53.17%
Unknown	92	44.88%
	<b>205</b>	

**TENNESSEE COUNCIL OF JUVENILE AND FAMILY COURT JUDGES  
2008 TROUSDALE COUNTY JUVENILE COURT STATISTICAL DATA**

**Class of Referrals by Race and Sex for CY 2008**

	White Male	African American Male	Other Race Male	White Female	African American Female	Other Race Female	Unknown Race or Sex	Total	% of Total Referrals
Offenses Against Persons	6	1	0	4	1	0	0	12	2.82%
Offenses Against Property	10	0	0	5	1	0	0	16	3.76%
Illegal Conduct	82	6	3	37	6	3	0	137	32.16%
Status Offenses	36	2	1	35	5	0	0	79	18.54%
Dependency/Neglect	0	0	1	6	1	0	0	8	1.88%
Other Violation Proceedings	0	0	0	0	0	0	0	0	0.00%
Parentage	13	1	6	21	4	5	0	50	11.74%
Special Proceedings	50	6	4	47	6	1	0	114	26.76%
Other	5	0	0	3	2	0	0	10	2.35%
<b>Totals</b>	<b>202</b>	<b>16</b>	<b>15</b>	<b>158</b>	<b>26</b>	<b>9</b>	<b>0</b>	<b>426</b>	



**TENNESSEE COUNCIL OF JUVENILE AND FAMILY COURT JUDGES  
2008 TROUSDALE COUNTY JUVENILE COURT STATISTICAL DATA**

**Referrals by Class and Type Of Offense by Race and Sex for CY 2008**

	White Male	African American Male	Other Race Male	White Female	African American Female	Other Race Female	Unknown Race or Sex	Total
<b><u>Offenses Against Persons</u></b>								
Assault	4	0	0	2	1	0	0	7
Aggravated Assault	1	0	0	2	0	0	0	3
2nd Degree Murder	0	1	0	0	0	0	0	1
Rape	1	0	0	0	0	0	0	1
Criminal Homicide	0	0	0	0	0	0	0	0
1st Degree Murder	0	0	0	0	0	0	0	0
Aggravated Rape	0	0	0	0	0	0	0	0
Rape of a Child	0	0	0	0	0	0	0	0
Aggravated Vehicular Homicide	0	0	0	0	0	0	0	0
Esp. Aggravated Robbery	0	0	0	0	0	0	0	0
Esp. Aggravated Kidnapping	0	0	0	0	0	0	0	0
Aggravated Robbery	0	0	0	0	0	0	0	0
Aggravated Kidnapping	0	0	0	0	0	0	0	0
Aggravated Child Abuse / Neglect	0	0	0	0	0	0	0	0
Aggravated Sexual Battery	0	0	0	0	0	0	0	0
Voluntary Manslaughter	0	0	0	0	0	0	0	0
Vehicular Homicide	0	0	0	0	0	0	0	0
Sexual Abuse of a Child	0	0	0	0	0	0	0	0
Other Sexual Offenses	0	0	0	0	0	0	0	0
Robbery	0	0	0	0	0	0	0	0
Criminally Negligent Homicide	0	0	0	0	0	0	0	0
Attempted Crime Against a Person	0	0	0	0	0	0	0	0
Reckless Endangerment	0	0	0	0	0	0	0	0
<b>Totals</b>	<b>6</b>	<b>1</b>	<b>0</b>	<b>4</b>	<b>1</b>	<b>0</b>	<b>0</b>	<b>12</b>
<b><u>Offenses Against Property</u></b>								
Theft of Property	5	0	0	0	0	0	0	5
Worthless Checks	0	0	0	5	0	0	0	5
Vandalism	1	0	0	0	1	0	0	2
Forgery	2	0	0	0	0	0	0	2
Burglary	2	0	0	0	0	0	0	2
Aggravated Arson	0	0	0	0	0	0	0	0
Arson	0	0	0	0	0	0	0	0
Aggravated Burglary	0	0	0	0	0	0	0	0
Illegal Poss/Use of Credit/Debit Cards	0	0	0	0	0	0	0	0
Unauthorized Use of a Vehicle	0	0	0	0	0	0	0	0
Cruelty to Animals	0	0	0	0	0	0	0	0
<b>Totals</b>	<b>10</b>	<b>0</b>	<b>0</b>	<b>5</b>	<b>1</b>	<b>0</b>	<b>0</b>	<b>16</b>

**TENNESSEE COUNCIL OF JUVENILE AND FAMILY COURT JUDGES  
2008 TROUSDALE COUNTY JUVENILE COURT STATISTICAL DATA**

**Referrals by Class and Type Of Offense by Race and Sex for CY 2008**

	White Male	African American Male	Other Race Male	White Female	African American Female	Other Race Female	Unknown Race or Sex	Total
<b><u>Illegal Conduct</u></b>								
Traffic	41	3	1	17	3	2	0	67
Possession/Consumption of Alcohol	7	1	1	6	0	0	0	15
Disorderly Conduct	7	2	0	2	3	0	0	14
Contempt of Court	5	0	1	2	0	1	0	9
Other Drug Offenses	2	0	0	4	0	0	0	6
Public Intoxication	3	0	0	2	0	0	0	5
Violation of Probation	4	0	0	1	0	0	0	5
Harassment	2	0	0	1	0	0	0	3
Driving Under Influence (DUI)	2	0	0	0	0	0	0	2
Resist Stop/Frisk/Halt/Arrest/Search	2	0	0	0	0	0	0	2
Filing a False Police Report	2	0	0	0	0	0	0	2
Criminal Impersonation	1	0	0	1	0	0	0	2
Criminal Trespass	1	0	0	1	0	0	0	2
Unlawful Carrying / Poss of a Weapon	1	0	0	0	0	0	0	1
Evading Arrest	1	0	0	0	0	0	0	1
Local Ordinances	1	0	0	0	0	0	0	1
Sale of Controlled Substances	0	0	0	0	0	0	0	0
Possession of Controlled Substances	0	0	0	0	0	0	0	0
Criminal Attempt	0	0	0	0	0	0	0	0
Carrying Weapons on School Property	0	0	0	0	0	0	0	0
Escape	0	0	0	0	0	0	0	0
Aggravated Criminal Trespass	0	0	0	0	0	0	0	0
Failure to Appear	0	0	0	0	0	0	0	0
Gambling	0	0	0	0	0	0	0	0
Violation of Wildlife Regulations	0	0	0	0	0	0	0	0
Violation of Aftercare	0	0	0	0	0	0	0	0
<b>Totals</b>	<b>82</b>	<b>6</b>	<b>3</b>	<b>37</b>	<b>6</b>	<b>3</b>	<b>0</b>	<b>137</b>
<b><u>Status Offenses</u></b>								
Truancy	17	1	1	13	1	0	0	33
Violation of Curfew	7	0	0	10	1	0	0	18
Unruly Behavior	6	0	0	7	2	0	0	15
In-State Runaway	3	1	0	3	0	0	0	7
Possession of Tobacco Products	2	0	0	1	0	0	0	3
Violation of a Valid Court Order	1	0	0	1	1	0	0	3
Out-of-State Runaway	0	0	0	0	0	0	0	0
<b>Totals</b>	<b>36</b>	<b>2</b>	<b>1</b>	<b>35</b>	<b>5</b>	<b>0</b>	<b>0</b>	<b>79</b>
<b><u>Dependency/Neglect</u></b>								
Dependency / Neglect	0	0	1	6	1	0	0	8
Sexually Abused Child	0	0	0	0	0	0	0	0
Physically Abused Child	0	0	0	0	0	0	0	0
Termination of Parental Rights	0	0	0	0	0	0	0	0
<b>Totals</b>	<b>0</b>	<b>0</b>	<b>1</b>	<b>6</b>	<b>1</b>	<b>0</b>	<b>0</b>	<b>8</b>

**TENNESSEE COUNCIL OF JUVENILE AND FAMILY COURT JUDGES  
2008 TROUSDALE COUNTY JUVENILE COURT STATISTICAL DATA**

**Referrals by Class and Type Of Offense by Race and Sex for CY 2008**

	White Male	African American Male	Other Race Male	White Female	African American Female	Other Race Female	Unknown Race or Sex	Total
<b><u>Other Violation Proceedings</u></b>								
Violation of Pretrial Diversion	0	0	0	0	0	0	0	0
Violation of Informal Adjustment	0	0	0	0	0	0	0	0
<b>Totals</b>	<b>0</b>	<b>0</b>	<b>0</b>	<b>0</b>	<b>0</b>	<b>0</b>	<b>0</b>	<b>0</b>
<b><u>Parentage</u></b>								
Paternity / Legitimation	7	0	2	7	2	1	0	19
Child Support	1	0	2	11	1	2	0	17
Custody	4	1	2	3	1	2	0	13
Visitation	1	0	0	0	0	0	0	1
<b>Totals</b>	<b>13</b>	<b>1</b>	<b>6</b>	<b>21</b>	<b>4</b>	<b>5</b>	<b>0</b>	<b>50</b>
<b><u>Special Proceedings</u></b>								
Judicial Review	50	6	4	47	6	1	0	114
Administrative Review	0	0	0	0	0	0	0	0
Foster Care Review	0	0	0	0	0	0	0	0
Request for Medical Treatment	0	0	0	0	0	0	0	0
Consent to Marry	0	0	0	0	0	0	0	0
<b>Totals</b>	<b>50</b>	<b>6</b>	<b>4</b>	<b>47</b>	<b>6</b>	<b>1</b>	<b>0</b>	<b>114</b>
<b><u>Other</u></b>								
Other	5	0	0	3	2	0	0	10
<b>Totals</b>	<b>5</b>	<b>0</b>	<b>0</b>	<b>3</b>	<b>2</b>	<b>0</b>	<b>0</b>	<b>10</b>
<b>All Referral Totals</b>	<b>202</b>	<b>16</b>	<b>15</b>	<b>158</b>	<b>26</b>	<b>9</b>	<b>0</b>	<b>426</b>

**TENNESSEE COUNCIL OF JUVENILE AND FAMILY COURT JUDGES  
2008 TROUSDALE COUNTY JUVENILE COURT STATISTICAL DATA**

**Referral Reasons by Type of Offense, Race and Sex for CY 2008**

	White Male	African American Male	Other Race Male	White Female	African American Female	Other Race Female	Unknown Race or Sex	Total
<b>Delinquent</b>								
Traffic	41	3	1	17	3	2	0	67
Possession/Consumption of Alcohol	7	1	1	6	0	0	0	15
Disorderly Conduct	7	2	0	2	3	0	0	14
Contempt of Court	5	0	1	2	0	1	0	9
Assault	4	0	0	2	1	0	0	7
Other Drug Offenses	2	0	0	4	0	0	0	6
Theft of Property	5	0	0	0	0	0	0	5
Worthless Checks	0	0	0	5	0	0	0	5
Public Intoxication	3	0	0	2	0	0	0	5
Violation of Probation	4	0	0	1	0	0	0	5
Aggravated Assault	1	0	0	2	0	0	0	3
Harassment	2	0	0	1	0	0	0	3
Vandalism	1	0	0	0	1	0	0	2
Forgery	2	0	0	0	0	0	0	2
Burglary	2	0	0	0	0	0	0	2
Driving Under Influence (DUI)	2	0	0	0	0	0	0	2
Resist Stop/Frisk/Halt/Arrest/Search	2	0	0	0	0	0	0	2
Filing a False Police Report	2	0	0	0	0	0	0	2
Criminal Impersonation	1	0	0	1	0	0	0	2
Criminal Trespass	1	0	0	1	0	0	0	2
2nd Degree Murder	0	1	0	0	0	0	0	1
Rape	1	0	0	0	0	0	0	1
Unlawful Carrying / Poss of a Weapon	1	0	0	0	0	0	0	1
Evading Arrest	1	0	0	0	0	0	0	1
Local Ordinances	1	0	0	0	0	0	0	1
Criminal Homicide	0	0	0	0	0	0	0	0
1st Degree Murder	0	0	0	0	0	0	0	0
Aggravated Rape	0	0	0	0	0	0	0	0
Rape of a Child	0	0	0	0	0	0	0	0
Aggravated Vehicular Homicide	0	0	0	0	0	0	0	0
Esp. Aggravated Robbery	0	0	0	0	0	0	0	0
Esp. Aggravated Kidnapping	0	0	0	0	0	0	0	0
Aggravated Robbery	0	0	0	0	0	0	0	0
Aggravated Kidnapping	0	0	0	0	0	0	0	0
Aggravated Child Abuse / Neglect	0	0	0	0	0	0	0	0
Aggravated Sexual Battery	0	0	0	0	0	0	0	0
Voluntary Manslaughter	0	0	0	0	0	0	0	0
Vehicular Homicide	0	0	0	0	0	0	0	0
Sexual Abuse of a Child	0	0	0	0	0	0	0	0
Other Sexual Offenses	0	0	0	0	0	0	0	0
Robbery	0	0	0	0	0	0	0	0
Criminally Negligent Homicide	0	0	0	0	0	0	0	0
Attempted Crime Against a Person	0	0	0	0	0	0	0	0
Reckless Endangerment	0	0	0	0	0	0	0	0
Aggravated Arson	0	0	0	0	0	0	0	0
Arson	0	0	0	0	0	0	0	0
Aggravated Burglary	0	0	0	0	0	0	0	0
Illegal Poss/Use of Credit/Debit Cards	0	0	0	0	0	0	0	0
Unauthorized Use of a Vehicle	0	0	0	0	0	0	0	0
Cruelty to Animals	0	0	0	0	0	0	0	0
Sale of Controlled Substances	0	0	0	0	0	0	0	0
Possession of Controlled Substances	0	0	0	0	0	0	0	0

**TENNESSEE COUNCIL OF JUVENILE AND FAMILY COURT JUDGES  
2008 TROUSDALE COUNTY JUVENILE COURT STATISTICAL DATA**

**Referral Reasons by Type of Offense, Race and Sex for CY 2008**

	White Male	African American Male	Other Race Male	White Female	African American Female	Other Race Female	Unknown Race or Sex	Total
<b><u>Delinquent</u></b>								
Criminal Attempt	0	0	0	0	0	0	0	0
Carrying Weapons on School Property	0	0	0	0	0	0	0	0
Escape	0	0	0	0	0	0	0	0
Aggravated Criminal Trespass	0	0	0	0	0	0	0	0
Failure to Appear	0	0	0	0	0	0	0	0
Gambling	0	0	0	0	0	0	0	0
Violation of Wildlife Regulations	0	0	0	0	0	0	0	0
Violation of Aftercare	0	0	0	0	0	0	0	0
<b>Totals</b>	98	7	3	46	8	3	0	165
<b><u>Status</u></b>								
Truancy	17	1	1	13	1	0	0	33
Violation of Curfew	7	0	0	10	1	0	0	18
Unruly Behavior	6	0	0	7	2	0	0	15
In-State Runaway	3	1	0	3	0	0	0	7
Possession of Tobacco Products	2	0	0	1	0	0	0	3
Violation of a Valid Court Order	1	0	0	1	1	0	0	3
Out-of-State Runaway	0	0	0	0	0	0	0	0
<b>Totals</b>	36	2	1	35	5	0	0	79
<b><u>Dependency and Neglect</u></b>								
Dependency / Neglect	0	0	1	6	1	0	0	8
Sexually Abused Child	0	0	0	0	0	0	0	0
Physically Abused Child	0	0	0	0	0	0	0	0
Termination of Parental Rights	0	0	0	0	0	0	0	0
<b>Totals</b>	0	0	1	6	1	0	0	8
<b><u>Other Violations</u></b>								
Violation of Pretrial Diversion	0	0	0	0	0	0	0	0
Violation of Informal Adjustment	0	0	0	0	0	0	0	0
<b>Totals</b>	0	0	0	0	0	0	0	0
<b><u>Special Proceedings</u></b>								
Judicial Review	50	6	4	47	6	1	0	114
Paternity / Legitimation	7	0	2	7	2	1	0	19
Child Support	1	0	2	11	1	2	0	17
Custody	4	1	2	3	1	2	0	13
Visitation	1	0	0	0	0	0	0	1
Administrative Review	0	0	0	0	0	0	0	0
Foster Care Review	0	0	0	0	0	0	0	0
Request for Medical Treatment	0	0	0	0	0	0	0	0
Consent to Marry	0	0	0	0	0	0	0	0
<b>Totals</b>	63	7	10	68	10	6	0	164
<b><u>Other</u></b>								
Other	5	0	0	3	2	0	0	10
<b>Totals</b>	5	0	0	3	2	0	0	10
<b>All Referral Totals</b>	202	16	15	158	26	9	0	426

**TENNESSEE COUNCIL OF JUVENILE AND FAMILY COURT JUDGES  
2008 TROUSDALE COUNTY JUVENILE COURT STATISTICAL DATA**

**Top 4 Referral Reasons by Race and Sex for CY 2008**

<b>Sex</b>	<b>Race</b>	<b>Referral Reason</b>	<b>Total</b>
<b>Male</b>			
	White	1. Judicial Review	<b>50</b>
		2. Traffic	<b>41</b>
		3. Truancy	<b>17</b>
		4. Paternity / Legitimation	<b>7</b>
	African American	1. Judicial Review	<b>6</b>
		2. Traffic	<b>3</b>
		3. Disorderly Conduct	<b>2</b>
		4. Custody	<b>1</b>
	Other Race	1. Judicial Review	<b>4</b>
		2. Child Support	<b>2</b>
		3. Custody	<b>2</b>
		4. Paternity / Legitimation	<b>2</b>
<b>Female</b>			
	White	1. Judicial Review	<b>47</b>
		2. Traffic	<b>17</b>
		3. Truancy	<b>13</b>
		4. Child Support	<b>11</b>
	African American	1. Judicial Review	<b>6</b>
		2. Disorderly Conduct	<b>3</b>
		3. Traffic	<b>3</b>
		4. Unruly Behavior	<b>2</b>
	Other Race	1. Traffic	<b>2</b>
		2. Child Support	<b>2</b>
		3. Custody	<b>2</b>
		4. Contempt of Court	<b>1</b>



**TENNESSEE COUNCIL OF JUVENILE AND FAMILY COURT JUDGES  
2008 TROUSDALE COUNTY JUVENILE COURT STATISTICAL DATA**

**Top 4 Referral Reasons by Race and Sex and by Type of Offense for CY 2008**

<b>Sex</b>	<b>Race</b>	<b>Referral Type</b>	<b>Referral Reason</b>	<b>Total</b>		
Male	White	Delinquent	1. Traffic	41		
			2. Possession/Consumption of Alcohol	7		
			3. Disorderly Conduct	7		
			4. Contempt of Court	5		
		Status	1. Truancy	17		
			2. Violation of Curfew	7		
			3. Unruly Behavior	6		
			4. In-State Runaway	3		
		Special Proceedings	1. Judicial Review	50		
			2. Paternity / Legitimation	7		
			3. Custody	4		
			4. Child Support	1		
		Other	1. Other	5		
		Male	African American	Delinquent	1. Traffic	3
					2. Disorderly Conduct	2
3. 2nd Degree Murder	1					
4. Possession/Consumption of Alcohol	1					
Status	1. In-State Runaway			1		
	2. Truancy			1		
Special Proceedings	1. Judicial Review			6		
	2. Custody			1		
Male	Other Race			Delinquent	1. Contempt of Court	1
					2. Possession/Consumption of Alcohol	1
		3. Traffic	1			
		Status	1. Truancy	1		
			Dependency and Neglect	1		
		Special Proceedings	1. Judicial Review	4		
			2. Child Support	2		
			3. Paternity / Legitimation	2		
			4. Custody	2		

**TENNESSEE COUNCIL OF JUVENILE AND FAMILY COURT JUDGES  
2008 TROUSDALE COUNTY JUVENILE COURT STATISTICAL DATA**

**Top 4 Referral Reasons by Race and Sex and by Type of Offense for CY 2008**

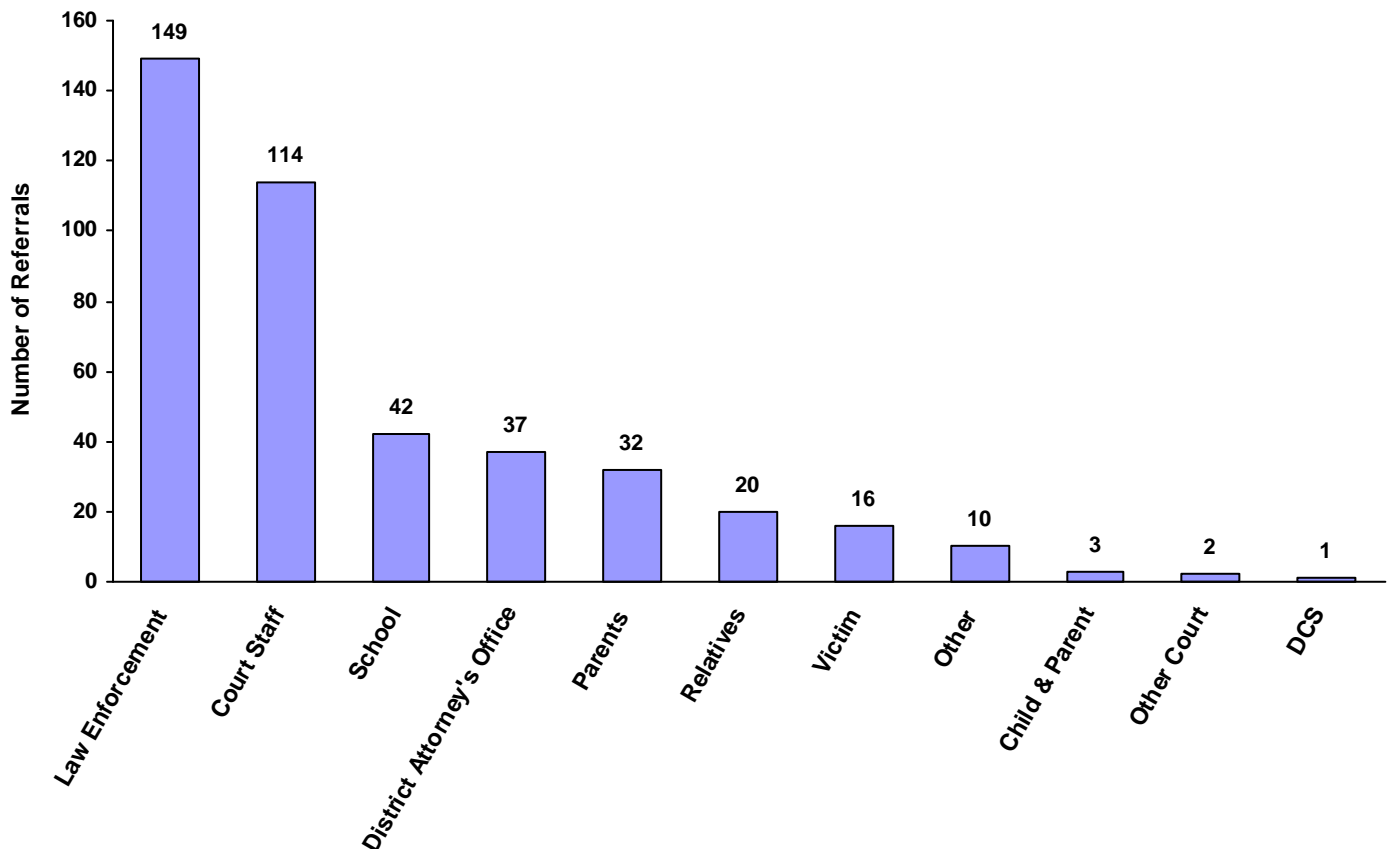
<b>Sex</b>	<b>Race</b>	<b>Referral Type</b>	<b>Referral Reason</b>	<b>Total</b>
Female	White	Delinquent	1. Traffic	17
			2. Possession/Consumption of Alcohol	6
			3. Worthless Checks	5
			4. Other Drug Offenses	4
		Status	1. Truancy	13
			2. Violation of Curfew	10
			3. Unruly Behavior	7
			4. In-State Runaway	3
		Dependency and Neglect	1. Dependency / Neglect	6
			Special Proceedings	47
		Special Proceedings	1. Judicial Review	47
			2. Child Support	11
			3. Paternity / Legitimation	7
Other	4. Custody	3		
	1. Other	3		
Female	African American	Delinquent	1. Disorderly Conduct	3
			2. Traffic	3
			3. Assault	1
			4. Vandalism	1
		Status	1. Unruly Behavior	2
			2. Violation of Curfew	1
			3. Truancy	1
			4. Violation of a Valid Court Order	1
		Dependency and Neglect	1. Dependency / Neglect	1
			Special Proceedings	6
		Special Proceedings	1. Judicial Review	6
			2. Paternity / Legitimation	2
			3. Custody	1
Other	4. Child Support	1		
	1. Other	2		
Female	Other Race	Delinquent	1. Traffic	2
			2. Contempt of Court	1
		Special Proceedings	1. Child Support	2
			2. Custody	2
			3. Paternity / Legitimation	1
			4. Judicial Review	1

# TENNESSEE COUNCIL OF JUVENILE AND FAMILY COURT JUDGES 2008 TROUSDALE COUNTY JUVENILE COURT STATISTICAL DATA

## Source of Referrals by Race and Sex for CY 2008

	White Male	African American Male	Other Race Male	White Female	African American Female	Other Race Female	Unknown Race or Sex	Total	% of Total Referrals
Law Enforcement	88	6	2	46	5	2	0	149	34.98%
Parents	11	1	1	16	1	2	0	32	7.51%
Relatives	4	2	4	5	5	0	0	20	4.69%
Self	0	0	0	0	0	0	0	0	0.00%
School	22	1	1	16	2	0	0	42	9.86%
CSA	0	0	0	0	0	0	0	0	0.00%
DCS	0	0	0	1	0	0	0	1	0.23%
Other State Department	0	0	0	0	0	0	0	0	0.00%
District Attorney's Office	10	1	4	15	3	4	0	37	8.69%
Court Staff	53	5	3	45	7	1	0	114	26.76%
Social Agency	0	0	0	0	0	0	0	0	0.00%
Other Court	1	0	0	0	1	0	0	2	0.47%
Victim	7	0	0	8	1	0	0	16	3.76%
Child & Parent	0	0	0	3	0	0	0	3	0.70%
Hospital	0	0	0	0	0	0	0	0	0.00%
Unknown	0	0	0	0	0	0	0	0	0.00%
Other	6	0	0	3	1	0	0	10	2.35%
<b>Totals</b>	<b>202</b>	<b>16</b>	<b>15</b>	<b>158</b>	<b>26</b>	<b>9</b>	<b>0</b>	<b>426</b>	

### Total Source of Referrals



**TENNESSEE COUNCIL OF JUVENILE AND FAMILY COURT JUDGES  
2008 TROUSDALE COUNTY JUVENILE COURT STATISTICAL DATA**

**Six Most Frequent Referral Reasons by Source, Race and Sex for CY 2008**

	White Male	African American Male	Other Race Male	White Female	African American Female	Other Race Female	Unknown Race or Sex	Total
<b><u>Law Enforcement</u></b>								
1. Traffic	41	3	1	17	3	2	0	67
2. Violation of Curfew	7	0	0	10	0	0	0	17
3. Possession / Consumption of Alcohol	7	1	1	6	0	0	0	15
4. Disorderly Conduct	1	1	0	2	2	0	0	6
5. Other Drug Offenses	1	0	0	4	0	0	0	5
6. Public Intoxication	3	0	0	2	0	0	0	5
<b><u>Parents</u></b>								
1. Custody	2	0	0	1	0	2	0	5
2. In-State Runaway	2	0	0	3	0	0	0	5
3. Unruly Behavior	1	0	0	4	0	0	0	5
4. Disorderly Conduct	3	1	0	0	0	0	0	4
5. Child Support	0	0	0	3	0	0	0	3
6. Dependency / Neglect	0	0	0	3	0	0	0	3
<b><u>Relatives</u></b>								
1. Custody	2	1	2	2	1	0	0	8
2. Dependency / Neglect	0	0	1	3	1	0	0	5
3. Unruly Behavior	1	0	0	0	1	0	0	2
4. Child Support	0	0	1	0	0	0	0	1
5. In-State Runaway	0	1	0	0	0	0	0	1
6. Other	1	0	0	0	0	0	0	1
<b><u>Self</u></b>								
1. NO REFERRAL SUBMITTED	0	0	0	0	0	0	0	0
<b><u>School</u></b>								
1. Truancy	17	1	1	13	1	0	0	33
2. Unruly Behavior	3	0	0	3	1	0	0	7
3. Disorderly Conduct	2	0	0	0	0	0	0	2
4. NO REFERRAL SUBMITTED	0	0	0	0	0	0	0	0
<b><u>Community Service Agencies</u></b>								
1. NO REFERRAL SUBMITTED	0	0	0	0	0	0	0	0
<b><u>Department of Children's Services</u></b>								
1. Violation of Probation	0	0	0	1	0	0	0	1
2. NO REFERRAL SUBMITTED	0	0	0	0	0	0	0	0
<b><u>Other State Department</u></b>								
1. NO REFERRAL SUBMITTED	0	0	0	0	0	0	0	0

**TENNESSEE COUNCIL OF JUVENILE AND FAMILY COURT JUDGES  
2008 TROUSDALE COUNTY JUVENILE COURT STATISTICAL DATA**

**Six Most Frequent Referral Reasons by Source, Race and Sex for CY 2008**

	White Male	African American Male	Other Race Male	White Female	African American Female	Other Race Female	Unknown Race or Sex	Total
<b><u>District Attorney's Office</u></b>								
1. Paternity / Legitimation	7	0	1	6	2	1	0	17
2. Child Support	1	0	1	7	1	2	0	12
3. Contempt of Court	1	0	1	1	0	1	0	4
4. Judicial Review	0	1	1	1	0	0	0	3
5. Other Drug Offenses	1	0	0	0	0	0	0	1
6. NO REFERRAL SUBMITTED	0	0	0	0	0	0	0	0
<b><u>Court Staff</u></b>								
1. Judicial Review	46	5	3	41	6	1	0	102
2. Other	4	0	0	3	0	0	0	7
3. Contempt of Court	2	0	0	0	0	0	0	2
4. Violation of a Valid Court Order	0	0	0	1	1	0	0	2
5. Violation of Probation	1	0	0	0	0	0	0	1
6. NO REFERRAL SUBMITTED	0	0	0	0	0	0	0	0
<b><u>Social Agency</u></b>								
1. NO REFERRAL SUBMITTED	0	0	0	0	0	0	0	0
<b><u>Other Court</u></b>								
1. Other	0	0	0	0	1	0	0	1
2. Violation of Probation	1	0	0	0	0	0	0	1
3. NO REFERRAL SUBMITTED	0	0	0	0	0	0	0	0
<b><u>Victim</u></b>								
1. Worthless Checks	0	0	0	5	0	0	0	5
2. Assault	2	0	0	1	0	0	0	3
3. Criminal Trespass	1	0	0	1	0	0	0	2
4. Disorderly Conduct	1	0	0	0	1	0	0	2
5. Harassment	1	0	0	1	0	0	0	2
6. Contempt of Court	1	0	0	0	0	0	0	1
<b><u>Child &amp; Parent</u></b>								
1. Judicial Review	0	0	0	2	0	0	0	2
2. Child Support	0	0	0	1	0	0	0	1
3. NO REFERRAL SUBMITTED	0	0	0	0	0	0	0	0
<b><u>Hospital</u></b>								
1. NO REFERRAL SUBMITTED	0	0	0	0	0	0	0	0
<b><u>Unknown</u></b>								
1. NO REFERRAL SUBMITTED	0	0	0	0	0	0	0	0

**TENNESSEE COUNCIL OF JUVENILE AND FAMILY COURT JUDGES  
2008 TROUSDALE COUNTY JUVENILE COURT STATISTICAL DATA**

**Six Most Frequent Referral Reasons by Source, Race and Sex for CY 2008**

	White Male	African American Male	Other Race Male	White Female	African American Female	Other Race Female	Unknown Race or Sex	Total
<b><u>Other</u></b>								
1. Judicial Review	4	0	0	3	0	0	0	<b>7</b>
2. Assault	0	0	0	0	1	0	0	<b>1</b>
3. Contempt of Court	1	0	0	0	0	0	0	<b>1</b>
4. Violation of Probation	1	0	0	0	0	0	0	<b>1</b>
5. NO REFERRAL SUBMITTED	0	0	0	0	0	0	0	<b>0</b>

**TENNESSEE COUNCIL OF JUVENILE AND FAMILY COURT JUDGES  
2008 TROUSDALE COUNTY JUVENILE COURT STATISTICAL DATA**

**Source of Referrals by Type of Offense, Race and Sex for CY 2008**

	White Male	African American Male	Other Race Male	White Female	African American Female	Other Race Female	Unknown Race or Sex	Total
<b><u>Delinquent</u></b>								
Law Enforcement	78	6	2	36	5	2	0	129
Victim	6	0	0	8	1	0	0	15
District Attorney's Office	2	0	1	1	0	1	0	5
Parents	4	1	0	0	0	0	0	5
Court Staff	3	0	0	0	0	0	0	3
Other	2	0	0	0	1	0	0	3
School	2	0	0	0	0	0	0	2
DCS	0	0	0	1	0	0	0	1
Other Court	1	0	0	0	0	0	0	1
Relatives	0	0	0	0	1	0	0	1
Child & Parent	0	0	0	0	0	0	0	0
CSA	0	0	0	0	0	0	0	0
Hospital	0	0	0	0	0	0	0	0
Other State Department	0	0	0	0	0	0	0	0
Self	0	0	0	0	0	0	0	0
Social Agency	0	0	0	0	0	0	0	0
Unknown	0	0	0	0	0	0	0	0
<b>Totals</b>	<b>98</b>	<b>7</b>	<b>3</b>	<b>46</b>	<b>8</b>	<b>3</b>	<b>0</b>	<b>165</b>

	White Male	African American Male	Other Race Male	White Female	African American Female	Other Race Female	Unknown Race or Sex	Total
<b><u>Status/Unruly</u></b>								
School	20	1	1	16	2	0	0	40
Law Enforcement	10	0	0	10	0	0	0	20
Parents	4	0	0	8	0	0	0	12
Relatives	1	1	0	0	2	0	0	4
Court Staff	0	0	0	1	1	0	0	2
Victim	1	0	0	0	0	0	0	1
Child & Parent	0	0	0	0	0	0	0	0
CSA	0	0	0	0	0	0	0	0
DCS	0	0	0	0	0	0	0	0
District Attorney's Office	0	0	0	0	0	0	0	0
Hospital	0	0	0	0	0	0	0	0
Other	0	0	0	0	0	0	0	0
Other Court	0	0	0	0	0	0	0	0
Other State Department	0	0	0	0	0	0	0	0
Self	0	0	0	0	0	0	0	0
Social Agency	0	0	0	0	0	0	0	0
Unknown	0	0	0	0	0	0	0	0
<b>Totals</b>	<b>36</b>	<b>2</b>	<b>1</b>	<b>35</b>	<b>5</b>	<b>0</b>	<b>0</b>	<b>79</b>

**TENNESSEE COUNCIL OF JUVENILE AND FAMILY COURT JUDGES  
2008 TROUSDALE COUNTY JUVENILE COURT STATISTICAL DATA**

**Source of Referrals by Type of Offense, Race and Sex for CY 2008**

	White Male	African American Male	Other Race Male	White Female	African American Female	Other Race Female	Unknown Race or Sex	Total
<b><u>Dependency and Neglect</u></b>								
Relatives	0	0	1	3	1	0	0	5
Parents	0	0	0	3	0	0	0	3
Child & Parent	0	0	0	0	0	0	0	0
Court Staff	0	0	0	0	0	0	0	0
CSA	0	0	0	0	0	0	0	0
DCS	0	0	0	0	0	0	0	0
District Attorney's Office	0	0	0	0	0	0	0	0
Hospital	0	0	0	0	0	0	0	0
Law Enforcement	0	0	0	0	0	0	0	0
Other	0	0	0	0	0	0	0	0
Other Court	0	0	0	0	0	0	0	0
Other State Department	0	0	0	0	0	0	0	0
School	0	0	0	0	0	0	0	0
Self	0	0	0	0	0	0	0	0
Social Agency	0	0	0	0	0	0	0	0
Unknown	0	0	0	0	0	0	0	0
Victim	0	0	0	0	0	0	0	0
<b>Totals</b>	<b>0</b>	<b>0</b>	<b>1</b>	<b>6</b>	<b>1</b>	<b>0</b>	<b>0</b>	<b>8</b>

<b><u>Other Violations</u></b>								
Child & Parent	0	0	0	0	0	0	0	0
Court Staff	0	0	0	0	0	0	0	0
CSA	0	0	0	0	0	0	0	0
DCS	0	0	0	0	0	0	0	0
District Attorney's Office	0	0	0	0	0	0	0	0
Hospital	0	0	0	0	0	0	0	0
Law Enforcement	0	0	0	0	0	0	0	0
Other	0	0	0	0	0	0	0	0
Other Court	0	0	0	0	0	0	0	0
Other State Department	0	0	0	0	0	0	0	0
Parents	0	0	0	0	0	0	0	0
Relatives	0	0	0	0	0	0	0	0
School	0	0	0	0	0	0	0	0
Self	0	0	0	0	0	0	0	0
Social Agency	0	0	0	0	0	0	0	0
Unknown	0	0	0	0	0	0	0	0
Victim	0	0	0	0	0	0	0	0
<b>Totals</b>	<b>0</b>	<b>0</b>	<b>0</b>	<b>0</b>	<b>0</b>	<b>0</b>	<b>0</b>	<b>0</b>



**TENNESSEE COUNCIL OF JUVENILE AND FAMILY COURT JUDGES  
2008 TROUSDALE COUNTY JUVENILE COURT STATISTICAL DATA**

**Source of Referrals by Type of Offense, Race and Sex for CY 2008**

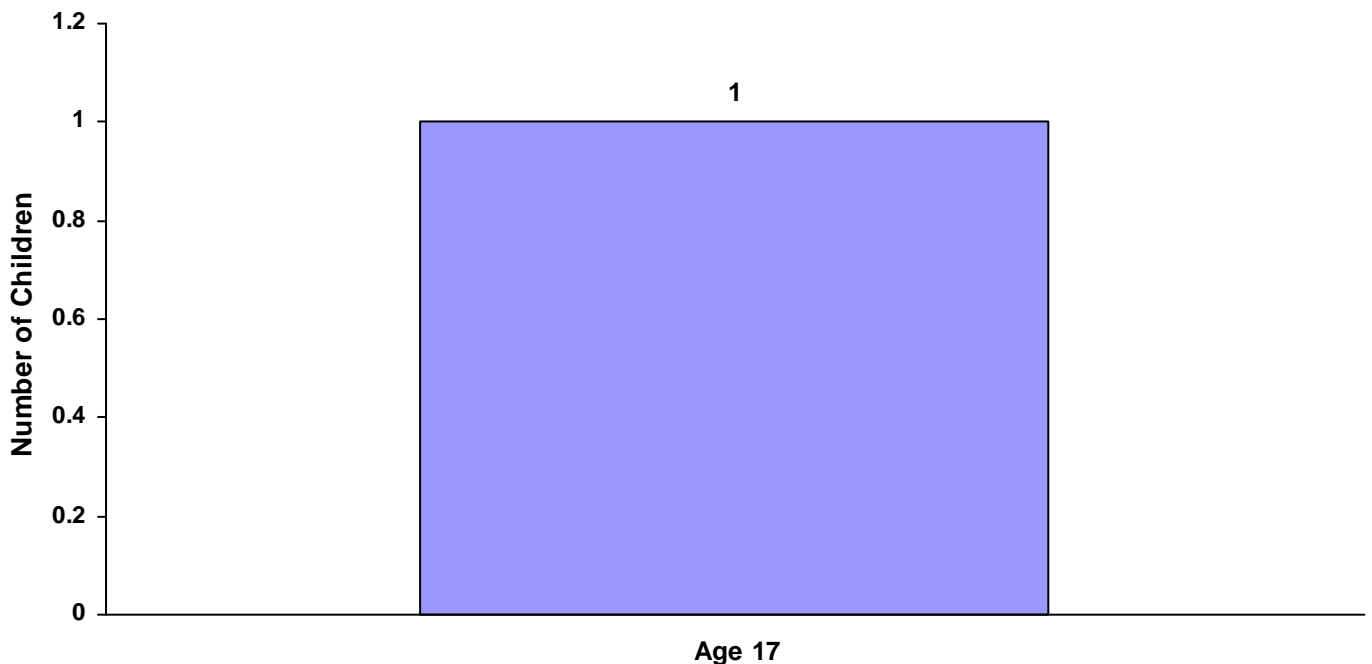
	White Male	African American Male	Other Race Male	White Female	African American Female	Other Race Female	Unknown Race or Sex	Total
<b><u>Special Proceedings</u></b>								
Court Staff	46	5	3	41	6	1	0	102
District Attorney's Office	8	1	3	14	3	3	0	32
Parents	3	0	1	5	0	2	0	11
Relatives	2	1	3	2	1	0	0	9
Other	4	0	0	3	0	0	0	7
Child & Parent	0	0	0	3	0	0	0	3
CSA	0	0	0	0	0	0	0	0
DCS	0	0	0	0	0	0	0	0
Hospital	0	0	0	0	0	0	0	0
Law Enforcement	0	0	0	0	0	0	0	0
Other Court	0	0	0	0	0	0	0	0
Other State Department	0	0	0	0	0	0	0	0
School	0	0	0	0	0	0	0	0
Self	0	0	0	0	0	0	0	0
Social Agency	0	0	0	0	0	0	0	0
Unknown	0	0	0	0	0	0	0	0
Victim	0	0	0	0	0	0	0	0
<b>Totals</b>	<b>63</b>	<b>7</b>	<b>10</b>	<b>68</b>	<b>10</b>	<b>6</b>	<b>0</b>	<b>164</b>
<b><u>Other</u></b>								
Court Staff	4	0	0	3	0	0	0	7
Other Court	0	0	0	0	1	0	0	1
Parents	0	0	0	0	1	0	0	1
Relatives	1	0	0	0	0	0	0	1
Child & Parent	0	0	0	0	0	0	0	0
CSA	0	0	0	0	0	0	0	0
DCS	0	0	0	0	0	0	0	0
District Attorney's Office	0	0	0	0	0	0	0	0
Hospital	0	0	0	0	0	0	0	0
Law Enforcement	0	0	0	0	0	0	0	0
Other	0	0	0	0	0	0	0	0
Other State Department	0	0	0	0	0	0	0	0
School	0	0	0	0	0	0	0	0
Self	0	0	0	0	0	0	0	0
Social Agency	0	0	0	0	0	0	0	0
Unknown	0	0	0	0	0	0	0	0
Victim	0	0	0	0	0	0	0	0
<b>Totals</b>	<b>5</b>	<b>0</b>	<b>0</b>	<b>3</b>	<b>2</b>	<b>0</b>	<b>0</b>	<b>10</b>
<b>All Referral Source Totals</b>	<b>202</b>	<b>16</b>	<b>15</b>	<b>158</b>	<b>26</b>	<b>9</b>	<b>0</b>	<b>426</b>

**TENNESSEE COUNCIL OF JUVENILE AND FAMILY COURT JUDGES  
2008 TROUSDALE COUNTY JUVENILE COURT STATISTICAL DATA**

**Children Referred for Unlawful Carrying/Possession of a Weapon for CY 2008  
Total Children = 205**

	White Male	African American Male	Other Race Male	White Female	African American Female	Other Race Female	Unknown Race or Sex	Total	% of All Children Referred
Age Under 1	0	0	0	0	0	0	0	0	0.00%
Age 1	0	0	0	0	0	0	0	0	0.00%
Age 2	0	0	0	0	0	0	0	0	0.00%
Age 3	0	0	0	0	0	0	0	0	0.00%
Age 4	0	0	0	0	0	0	0	0	0.00%
Age 5	0	0	0	0	0	0	0	0	0.00%
Age 6	0	0	0	0	0	0	0	0	0.00%
Age 7	0	0	0	0	0	0	0	0	0.00%
Age 8	0	0	0	0	0	0	0	0	0.00%
Age 9	0	0	0	0	0	0	0	0	0.00%
Age 10	0	0	0	0	0	0	0	0	0.00%
Age 11	0	0	0	0	0	0	0	0	0.00%
Age 12	0	0	0	0	0	0	0	0	0.00%
Age 13	0	0	0	0	0	0	0	0	0.00%
Age 14	0	0	0	0	0	0	0	0	0.00%
Age 15	0	0	0	0	0	0	0	0	0.00%
Age 16	0	0	0	0	0	0	0	0	0.00%
Age 17	1	0	0	0	0	0	0	1	0.49%
Age 18	0	0	0	0	0	0	0	0	0.00%
Age 19 and Over	0	0	0	0	0	0	0	0	0.00%
<b>Totals</b>	<b>1</b>	<b>0</b>	<b>0</b>	<b>0</b>	<b>0</b>	<b>0</b>	<b>0</b>	<b>1</b>	

**Total Children Referred for Unlawfully Carrying/Possessing Weapons**



**TENNESSEE COUNCIL OF JUVENILE AND FAMILY COURT JUDGES  
2008 TROUSDALE COUNTY JUVENILE COURT STATISTICAL DATA**

**Children Referred for Carrying Weapons on School Property for CY 2008  
Total Children = 205**

	White Male	African American Male	Other Race Male	White Female	African American Female	Other Race Female	Unknown Race or Sex	Total	% of Children Referred
Age Under 1	0	0	0	0	0	0	0	0	0.00%
Age 1	0	0	0	0	0	0	0	0	0.00%
Age 2	0	0	0	0	0	0	0	0	0.00%
Age 3	0	0	0	0	0	0	0	0	0.00%
Age 4	0	0	0	0	0	0	0	0	0.00%
Age 5	0	0	0	0	0	0	0	0	0.00%
Age 6	0	0	0	0	0	0	0	0	0.00%
Age 7	0	0	0	0	0	0	0	0	0.00%
Age 8	0	0	0	0	0	0	0	0	0.00%
Age 9	0	0	0	0	0	0	0	0	0.00%
Age 10	0	0	0	0	0	0	0	0	0.00%
Age 11	0	0	0	0	0	0	0	0	0.00%
Age 12	0	0	0	0	0	0	0	0	0.00%
Age 13	0	0	0	0	0	0	0	0	0.00%
Age 14	0	0	0	0	0	0	0	0	0.00%
Age 15	0	0	0	0	0	0	0	0	0.00%
Age 16	0	0	0	0	0	0	0	0	0.00%
Age 17	0	0	0	0	0	0	0	0	0.00%
Age 18	0	0	0	0	0	0	0	0	0.00%
Age 19 and Over	0	0	0	0	0	0	0	0	0.00%
<b>Totals</b>	<b>0</b>	<b>0</b>	<b>0</b>	<b>0</b>	<b>0</b>	<b>0</b>	<b>0</b>	<b>0</b>	

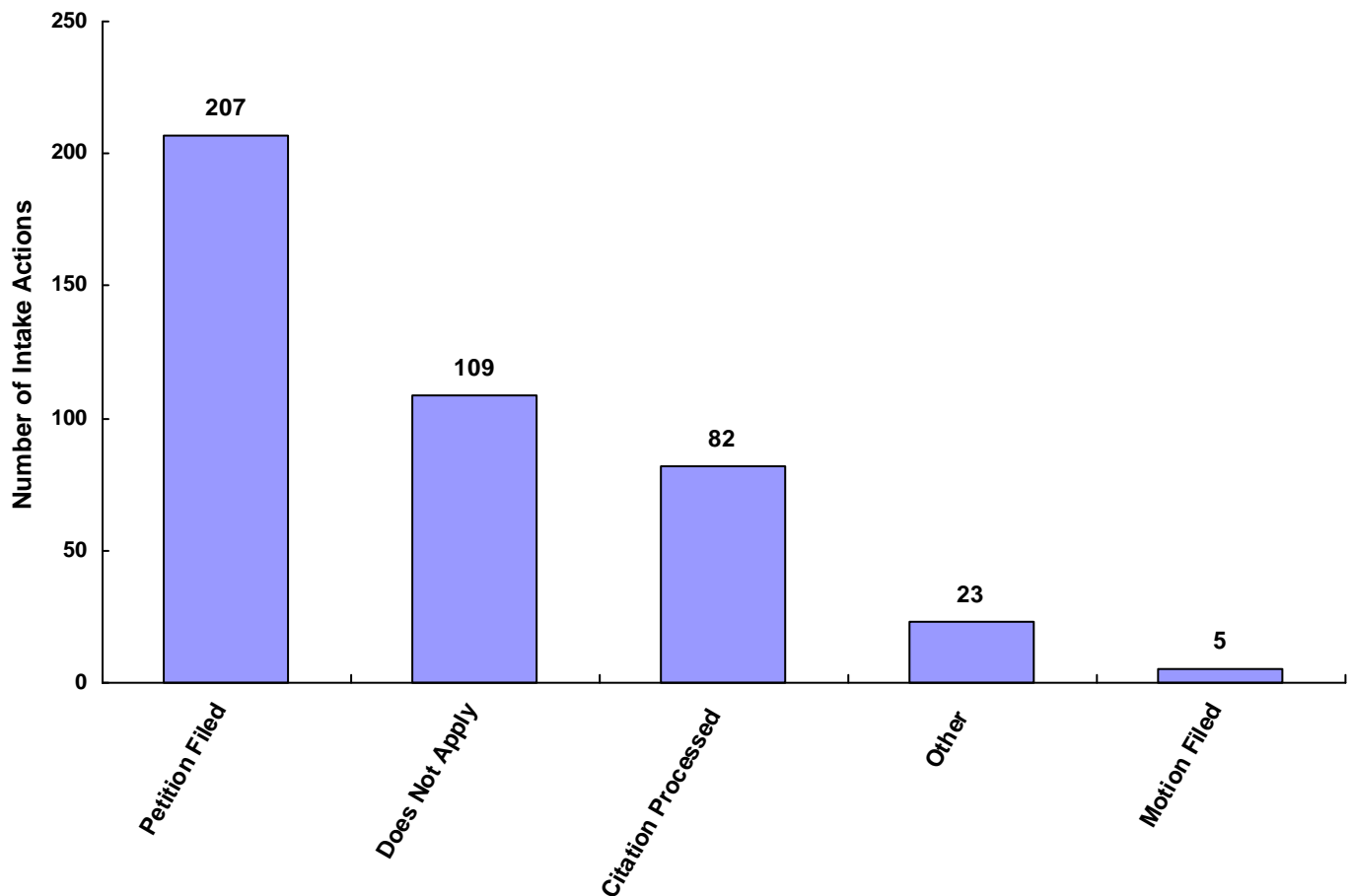
**Total Children Referred for Carrying Weapons on School Property**

**TENNESSEE COUNCIL OF JUVENILE AND FAMILY COURT JUDGES  
2008 TROUSDALE COUNTY JUVENILE COURT STATISTICAL DATA**

**Intake Actions at Referral by Race and Sex for CY 2008**

	White Male	African American Male	Other Race Male	White Female	African American Female	Other Race Female	Unknown Race or Sex	Total	% of Total Referrals
Petition Filed	93	6	10	80	14	4	0	207	48.59%
Motion Filed	2	0	0	2	0	1	0	5	1.17%
Citation Processed	48	3	1	25	3	2	0	82	19.25%
Paternity Processed Notice	0	0	0	0	0	0	0	0	0.00%
Schedule Judicial Review	0	0	0	0	0	0	0	0	0.00%
Schedule Admin Review	0	0	0	0	0	0	0	0	0.00%
Schedule Foster Care Review	0	0	0	0	0	0	0	0	0.00%
Unknown	0	0	0	0	0	0	0	0	0.00%
Does Not Apply	48	6	4	44	6	1	0	109	25.59%
Other	11	1	0	7	3	1	0	23	5.40%
<b>Totals</b>	<b>202</b>	<b>16</b>	<b>15</b>	<b>158</b>	<b>26</b>	<b>9</b>	<b>0</b>	<b>426</b>	

**Total Intake Actions at Referral**



**TENNESSEE COUNCIL OF JUVENILE AND FAMILY COURT JUDGES  
2008 TROUSDALE COUNTY JUVENILE COURT STATISTICAL DATA**

**Intake Actions of Referrals by Class of Offense, Race and Sex for CY 2008**

	White Male	African American Male	Other Race Male	White Female	African American Female	Other Race Female	Unknown Race or Sex	Total
<b><u>Offenses Against Persons</u></b>								
Petition Filed	6	1	0	4	1	0	0	12
Motion Filed	0	0	0	0	0	0	0	0
Citation Processed	0	0	0	0	0	0	0	0
Notification of Paternity Processed	0	0	0	0	0	0	0	0
Scheduling of Judicial Review	0	0	0	0	0	0	0	0
Scheduling of Administrative Review	0	0	0	0	0	0	0	0
Scheduling of Foster Care Review	0	0	0	0	0	0	0	0
Unknown	0	0	0	0	0	0	0	0
Does Not Apply	0	0	0	0	0	0	0	0
Other	0	0	0	0	0	0	0	0
<b>Totals</b>	<b>6</b>	<b>1</b>	<b>0</b>	<b>4</b>	<b>1</b>	<b>0</b>	<b>0</b>	<b>12</b>

<b><u>Offenses Against Property</u></b>								
Petition Filed	10	0	0	5	1	0	0	16
Motion Filed	0	0	0	0	0	0	0	0
Citation Processed	0	0	0	0	0	0	0	0
Notification of Paternity Processed	0	0	0	0	0	0	0	0
Scheduling of Judicial Review	0	0	0	0	0	0	0	0
Scheduling of Administrative Review	0	0	0	0	0	0	0	0
Scheduling of Foster Care Review	0	0	0	0	0	0	0	0
Unknown	0	0	0	0	0	0	0	0
Does Not Apply	0	0	0	0	0	0	0	0
Other	0	0	0	0	0	0	0	0
<b>Totals</b>	<b>10</b>	<b>0</b>	<b>0</b>	<b>5</b>	<b>1</b>	<b>0</b>	<b>0</b>	<b>16</b>

<b><u>Illegal Conduct</u></b>								
Citation Processed	42	3	1	18	3	2	0	69
Petition Filed	36	3	2	19	3	1	0	64
Other	4	0	0	0	0	0	0	4
Motion Filed	0	0	0	0	0	0	0	0
Notification of Paternity Processed	0	0	0	0	0	0	0	0
Scheduling of Judicial Review	0	0	0	0	0	0	0	0
Scheduling of Administrative Review	0	0	0	0	0	0	0	0
Scheduling of Foster Care Review	0	0	0	0	0	0	0	0
Unknown	0	0	0	0	0	0	0	0
Does Not Apply	0	0	0	0	0	0	0	0
<b>Totals</b>	<b>82</b>	<b>6</b>	<b>3</b>	<b>37</b>	<b>6</b>	<b>3</b>	<b>0</b>	<b>137</b>

**TENNESSEE COUNCIL OF JUVENILE AND FAMILY COURT JUDGES  
2008 TROUSDALE COUNTY JUVENILE COURT STATISTICAL DATA**

**Intake Actions of Referrals by Class of Offense, Race and Sex for CY 2008**

	White Male	African American Male	Other Race Male	White Female	African American Female	Other Race Female	Unknown Race or Sex	Total
<b><u>Status Offenses</u></b>								
Petition Filed	30	2	1	28	5	0	0	66
Citation Processed	6	0	0	7	0	0	0	13
Motion Filed	0	0	0	0	0	0	0	0
Notification of Paternity Processed	0	0	0	0	0	0	0	0
Scheduling of Judicial Review	0	0	0	0	0	0	0	0
Scheduling of Administrative Review	0	0	0	0	0	0	0	0
Scheduling of Foster Care Review	0	0	0	0	0	0	0	0
Unknown	0	0	0	0	0	0	0	0
Does Not Apply	0	0	0	0	0	0	0	0
Other	0	0	0	0	0	0	0	0
<b>Totals</b>	<b>36</b>	<b>2</b>	<b>1</b>	<b>35</b>	<b>5</b>	<b>0</b>	<b>0</b>	<b>79</b>

<b><u>Dependency/Neglect</u></b>								
Petition Filed	0	0	1	6	1	0	0	8
Motion Filed	0	0	0	0	0	0	0	0
Citation Processed	0	0	0	0	0	0	0	0
Notification of Paternity Processed	0	0	0	0	0	0	0	0
Scheduling of Judicial Review	0	0	0	0	0	0	0	0
Scheduling of Administrative Review	0	0	0	0	0	0	0	0
Scheduling of Foster Care Review	0	0	0	0	0	0	0	0
Unknown	0	0	0	0	0	0	0	0
Does Not Apply	0	0	0	0	0	0	0	0
Other	0	0	0	0	0	0	0	0
<b>Totals</b>	<b>0</b>	<b>0</b>	<b>1</b>	<b>6</b>	<b>1</b>	<b>0</b>	<b>0</b>	<b>8</b>

<b><u>Other Violation Proceedings</u></b>								
Petition Filed	0	0	0	0	0	0	0	0
Motion Filed	0	0	0	0	0	0	0	0
Citation Processed	0	0	0	0	0	0	0	0
Notification of Paternity Processed	0	0	0	0	0	0	0	0
Scheduling of Judicial Review	0	0	0	0	0	0	0	0
Scheduling of Administrative Review	0	0	0	0	0	0	0	0
Scheduling of Foster Care Review	0	0	0	0	0	0	0	0
Unknown	0	0	0	0	0	0	0	0
Does Not Apply	0	0	0	0	0	0	0	0
Other	0	0	0	0	0	0	0	0
<b>Totals</b>	<b>0</b>	<b>0</b>	<b>0</b>	<b>0</b>	<b>0</b>	<b>0</b>	<b>0</b>	<b>0</b>

**TENNESSEE COUNCIL OF JUVENILE AND FAMILY COURT JUDGES  
2008 TROUSDALE COUNTY JUVENILE COURT STATISTICAL DATA**

**Intake Actions of Referrals by Class of Offense, Race and Sex for CY 2008**

	White Male	African American Male	Other Race Male	White Female	African American Female	Other Race Female	Unknown Race or Sex	Total
<b><u>Parentage</u></b>								
Petition Filed	10	0	6	18	3	3	0	40
Motion Filed	2	0	0	2	0	1	0	5
Other	1	1	0	1	1	1	0	5
Citation Processed	0	0	0	0	0	0	0	0
Notification of Paternity Processed	0	0	0	0	0	0	0	0
Scheduling of Judicial Review	0	0	0	0	0	0	0	0
Scheduling of Administrative Review	0	0	0	0	0	0	0	0
Scheduling of Foster Care Review	0	0	0	0	0	0	0	0
Unknown	0	0	0	0	0	0	0	0
Does Not Apply	0	0	0	0	0	0	0	0
<b>Totals</b>	<b>13</b>	<b>1</b>	<b>6</b>	<b>21</b>	<b>4</b>	<b>5</b>	<b>0</b>	<b>50</b>
<b><u>Special Proceedings</u></b>								
Does Not Apply	47	6	4	44	5	1	0	107
Other	3	0	0	3	1	0	0	7
Petition Filed	0	0	0	0	0	0	0	0
Motion Filed	0	0	0	0	0	0	0	0
Citation Processed	0	0	0	0	0	0	0	0
Notification of Paternity Processed	0	0	0	0	0	0	0	0
Scheduling of Judicial Review	0	0	0	0	0	0	0	0
Scheduling of Administrative Review	0	0	0	0	0	0	0	0
Scheduling of Foster Care Review	0	0	0	0	0	0	0	0
Unknown	0	0	0	0	0	0	0	0
<b>Totals</b>	<b>50</b>	<b>6</b>	<b>4</b>	<b>47</b>	<b>6</b>	<b>1</b>	<b>0</b>	<b>114</b>
<b><u>Other</u></b>								
Other	3	0	0	3	1	0	0	7
Does Not Apply	1	0	0	0	1	0	0	2
Petition Filed	1	0	0	0	0	0	0	1
Motion Filed	0	0	0	0	0	0	0	0
Citation Processed	0	0	0	0	0	0	0	0
Notification of Paternity Processed	0	0	0	0	0	0	0	0
Scheduling of Judicial Review	0	0	0	0	0	0	0	0
Scheduling of Administrative Review	0	0	0	0	0	0	0	0
Scheduling of Foster Care Review	0	0	0	0	0	0	0	0
Unknown	0	0	0	0	0	0	0	0
<b>Totals</b>	<b>5</b>	<b>0</b>	<b>0</b>	<b>3</b>	<b>2</b>	<b>0</b>	<b>0</b>	<b>10</b>
<b>All Intake Action Totals</b>	<b>202</b>	<b>16</b>	<b>15</b>	<b>158</b>	<b>26</b>	<b>9</b>	<b>0</b>	<b>426</b>

**TENNESSEE COUNCIL OF JUVENILE AND FAMILY COURT JUDGES  
2008 TROUSDALE COUNTY JUVENILE COURT STATISTICAL DATA**

**Detention Statistics at Referral by Individual Child by Race and Sex for CY 2008**

	<b>White Male</b>	<b>African American Male</b>	<b>Other Race Male</b>	<b>White Female</b>	<b>African American Female</b>	<b>Other Race Female</b>	<b>Unknown Race or Sex</b>	<b>Total</b>	<b>% of Total Children</b>
Does Not Apply	88	8	10	77	9	8	0	<b>200</b>	<b>97.56%</b>
Juvenile Detention Facility	3	0	0	0	0	0	0	<b>3</b>	<b>1.46%</b>
Jail - Complete Separation	1	0	0	0	0	0	0	<b>1</b>	<b>0.49%</b>
Unknown	0	1	0	0	0	0	0	<b>1</b>	<b>0.49%</b>
Non-Secure Placement	0	0	0	0	0	0	0	<b>0</b>	<b>0.00%</b>
Jail - Partial Separation	0	0	0	0	0	0	0	<b>0</b>	<b>0.00%</b>
Jail - No Separation	0	0	0	0	0	0	0	<b>0</b>	<b>0.00%</b>
Psychiatric Hospital	0	0	0	0	0	0	0	<b>0</b>	<b>0.00%</b>
Other	0	0	0	0	0	0	0	<b>0</b>	<b>0.00%</b>
<b>Totals</b>	<b>92</b>	<b>9</b>	<b>10</b>	<b>77</b>	<b>9</b>	<b>8</b>	<b>0</b>	<b>205</b>	

**Detention Statistics at Referral by Individual Case for CY 2008**

	<b>Cases</b>	<b>% of Total Cases</b>
Does Not Apply	318	95.21%
Juvenile Detention Facility	11	3.29%
Jail - No Separation	2	0.60%
Unknown	2	0.60%
Jail - Complete Separation	1	0.30%
Non-Secure Placement	0	0.00%
Jail - Partial Separation	0	0.00%
Psychiatric Hospital	0	0.00%
Other	0	0.00%
	<b>334</b>	<b>100.00%</b>

Detention Statistics above are reported separately by Child and by Case. One child may have multiple cases.

Does Not Apply: Refers to cases not eligible for detention due to the type of Referral or the decision not to detain.



**TENNESSEE COUNCIL OF JUVENILE AND FAMILY COURT JUDGES  
2008 TROUSDALE COUNTY JUVENILE COURT STATISTICAL DATA**

**Placement after Secure Detention Hearing by Individual Child by Race and Sex for CY 2008**

	White Male	African American Male	Other Race Male	White Female	African American Female	Other Race Female	Unknown Race or Sex	Total	% of Total Children
Does Not Apply	88	8	10	77	9	8	0	200	97.56%
Returned to Prior Living Arr	3	0	0	0	0	0	0	3	1.46%
Unknown	0	1	0	0	0	0	0	1	0.49%
Other	1	0	0	0	0	0	0	1	0.49%
Juvenile Detention Facility	0	0	0	0	0	0	0	0	0.00%
Jail	0	0	0	0	0	0	0	0	0.00%
Shelter / Group Home	0	0	0	0	0	0	0	0	0.00%
Foster Family Home	0	0	0	0	0	0	0	0	0.00%
Psychiatric Hospital	0	0	0	0	0	0	0	0	0.00%
<b>Totals</b>	<b>92</b>	<b>9</b>	<b>10</b>	<b>77</b>	<b>9</b>	<b>8</b>	<b>0</b>	<b>205</b>	

**Placement after Secure Detention Hearing by Individual Case for CY 2008**

	Cases	% of Total Cases
Does Not Apply	318	95.21%
Returned to Prior Living Arrangement	6	1.80%
Unknown	4	1.20%
Other	4	1.20%
Jail	1	0.30%
Foster Family Home	1	0.30%
Juvenile Detention Facility	0	0.00%
Shelter / Group Home	0	0.00%
Psychiatric Hospital	0	0.00%
	<b>334</b>	<b>100.00%</b>

Detention Statistics above are reported separately by Child and by Case. One child may have multiple cases.

Does Not Apply: Refers to cases not eligible for detention due to the type of Referral or the decision not to detain.

**TENNESSEE COUNCIL OF JUVENILE AND FAMILY COURT JUDGES  
2008 TROUSDALE COUNTY JUVENILE COURT STATISTICAL DATA**

**Dispositional Procedures for CY 2008**

**Procedures used to Dispose or Adjust all Referrals**

	<b>Number</b>	<b>% of All Referrals</b>
Formally Adjudicated	195	45.77%
Informally Adjusted	0	0.00%
Transfer to Adult Court Hearings and Charges Cleared	1	0.23%
Otherwise Handled	230	53.99%
	<b>426</b>	<b>100.00%</b>

**Referrals Disposed by Formal Adjudicatory Proceedings**

	<b>Number</b>	<b>% of All Referrals</b>
Dismissed	128	30.05%
Retired / Nolle Prosequi	9	2.11%
Complaint Substantiated Delinquent	38	8.92%
Complaint Substantiated Status Offender	10	2.35%
Complaint Substantiated Dependent/Neglect	10	2.35%
Complaint Substantiated Abused	0	0.00%
Complaint Substantiated Mentally Ill	0	0.00%
	<b>195</b>	<b>45.78%</b>

**Referrals Disposed by Other Actions**

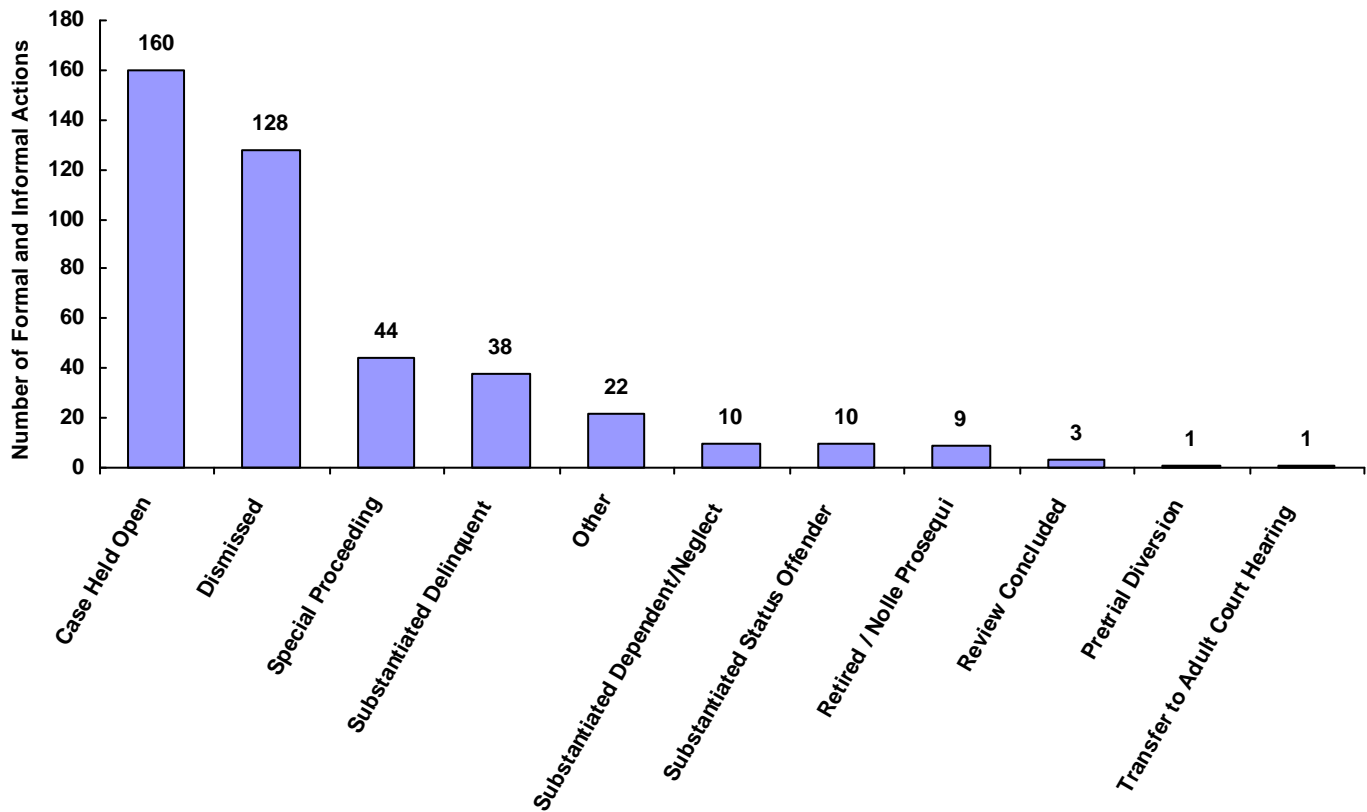
	<b>Number</b>	<b>% of All Referrals</b>
Informal Adjustment	0	0.00%
Transfer to Adult Court Hearing	1	0.23%
Charges Cleared by Transfer to Adult Court	0	0.00%
Pretrial Diversion	1	0.23%
Special Proceeding	44	10.33%
Review Concluded	3	0.70%
Case Held Open	160	37.56%
Other	22	5.16%
Unknown	0	0.00%
	<b>231</b>	<b>54.21%</b>

# TENNESSEE COUNCIL OF JUVENILE AND FAMILY COURT JUDGES 2008 TROUSDALE COUNTY JUVENILE COURT STATISTICAL DATA

## Formal and Informal Actions by Race and Sex for CY 2008

	White Male	African American Male	Other Race Male	White Female	African American Female	Other Race Female	Unknown Race or Sex	Total	% of Total Referrals
Dismissed	67	4	1	45	6	5	0	128	30.05%
Retired / Nolle Prosequi	8	0	0	1	0	0	0	9	2.11%
Substantiated Delinquent	27	1	2	6	1	1	0	38	8.92%
Substantiated Status Offender	5	0	0	5	0	0	0	10	2.35%
Substantiated Dependent/Neglect	2	0	3	4	1	0	0	10	2.35%
Substantiated Abused	0	0	0	0	0	0	0	0	0.00%
Substantiated Mentally Ill	0	0	0	0	0	0	0	0	0.00%
Informal Adjustment	0	0	0	0	0	0	0	0	0.00%
Pretrial Diversion	0	0	0	1	0	0	0	1	0.23%
Transfer to Adult Court Hearing	1	0	0	0	0	0	0	1	0.23%
Cleared by Transfer to Adult Court	0	0	0	0	0	0	0	0	0.00%
Special Proceeding	11	2	3	20	5	3	0	44	10.33%
Review Concluded	1	0	0	1	1	0	0	3	0.70%
Case Held Open	68	9	4	68	11	0	0	160	37.56%
Unknown	0	0	0	0	0	0	0	0	0.00%
Other	12	0	2	7	1	0	0	22	5.16%
<b>Totals</b>	<b>202</b>	<b>16</b>	<b>15</b>	<b>158</b>	<b>26</b>	<b>9</b>	<b>0</b>	<b>426</b>	

**Total Formal and Informal Actions**



**TENNESSEE COUNCIL OF JUVENILE AND FAMILY COURT JUDGES  
2008 TROUSDALE COUNTY JUVENILE COURT STATISTICAL DATA**

**Formal and Informal Actions by Type of Offense, Race and Sex for CY 2008**

	White Male	African American Male	Other Race Male	White Female	African American Female	Other Race Female	Unknown Race or Sex	Total
<b><u>Delinquent</u></b>								
Case Held Open	35	4	1	27	3	0	0	70
Dismissed	31	2	0	13	4	2	0	52
Complaint Substantiated Delinquent	19	1	2	4	1	1	0	28
Retired / Nolle Prosequi	7	0	0	0	0	0	0	7
Other	3	0	0	0	0	0	0	3
Special Proceeding	1	0	0	1	0	0	0	2
Complaint Substantiated Status Offender	1	0	0	0	0	0	0	1
Complaint Substantiated Dependent/Neglect	1	0	0	0	0	0	0	1
Pretrial Diversion	0	0	0	1	0	0	0	1
Complaint Substantiated Abused	0	0	0	0	0	0	0	0
Complaint Substantiated Mentally Ill	0	0	0	0	0	0	0	0
Informal Adjustment	0	0	0	0	0	0	0	0
Transfer to Adult Court Hearing	0	0	0	0	0	0	0	0
Charges Cleared by Transfer to Adult Court	0	0	0	0	0	0	0	0
Review Concluded	0	0	0	0	0	0	0	0
Unknown	0	0	0	0	0	0	0	0
<b>Totals</b>	<b>98</b>	<b>7</b>	<b>3</b>	<b>46</b>	<b>8</b>	<b>3</b>	<b>0</b>	<b>165</b>

	White Male	African American Male	Other Race Male	White Female	African American Female	Other Race Female	Unknown Race or Sex	Total
<b><u>Status</u></b>								
Case Held Open	18	0	1	24	4	0	0	47
Dismissed	11	2	0	6	0	0	0	19
Complaint Substantiated Status Offender	3	0	0	2	0	0	0	5
Other	3	0	0	1	1	0	0	5
Retired / Nolle Prosequi	1	0	0	1	0	0	0	2
Special Proceeding	0	0	0	1	0	0	0	1
Complaint Substantiated Delinquent	0	0	0	0	0	0	0	0
Complaint Substantiated Dependent/Neglect	0	0	0	0	0	0	0	0
Complaint Substantiated Abused	0	0	0	0	0	0	0	0
Complaint Substantiated Mentally Ill	0	0	0	0	0	0	0	0
Informal Adjustment	0	0	0	0	0	0	0	0
Pretrial Diversion	0	0	0	0	0	0	0	0
Transfer to Adult Court Hearing	0	0	0	0	0	0	0	0
Charges Cleared by Transfer to Adult Court	0	0	0	0	0	0	0	0
Review Concluded	0	0	0	0	0	0	0	0
Unknown	0	0	0	0	0	0	0	0
<b>Totals</b>	<b>36</b>	<b>2</b>	<b>1</b>	<b>35</b>	<b>5</b>	<b>0</b>	<b>0</b>	<b>79</b>

**TENNESSEE COUNCIL OF JUVENILE AND FAMILY COURT JUDGES  
2008 TROUSDALE COUNTY JUVENILE COURT STATISTICAL DATA**

**Formal and Informal Actions by Type of Offense, Race and Sex for CY 2008**

	White Male	African American Male	Other Race Male	White Female	African American Female	Other Race Female	Unknown Race or Sex	Total
<b><u>Dependency and Neglect</u></b>								
Complaint Substantiated Dependent/Neglect	0	0	1	3	1	0	0	5
Other	0	0	0	2	0	0	0	2
Dismissed	0	0	0	1	0	0	0	1
Retired / Nolle Prosequi	0	0	0	0	0	0	0	0
Complaint Substantiated Delinquent	0	0	0	0	0	0	0	0
Complaint Substantiated Status Offender	0	0	0	0	0	0	0	0
Complaint Substantiated Abused	0	0	0	0	0	0	0	0
Complaint Substantiated Mentally Ill	0	0	0	0	0	0	0	0
Informal Adjustment	0	0	0	0	0	0	0	0
Pretrial Diversion	0	0	0	0	0	0	0	0
Transfer to Adult Court Hearing	0	0	0	0	0	0	0	0
Charges Cleared by Transfer to Adult Court	0	0	0	0	0	0	0	0
Special Proceeding	0	0	0	0	0	0	0	0
Review Concluded	0	0	0	0	0	0	0	0
Case Held Open	0	0	0	0	0	0	0	0
Unknown	0	0	0	0	0	0	0	0
<b>Totals</b>	<b>0</b>	<b>0</b>	<b>1</b>	<b>6</b>	<b>1</b>	<b>0</b>	<b>0</b>	<b>8</b>
<b><u>Other Violations</u></b>								
Dismissed	0	0	0	0	0	0	0	0
Retired / Nolle Prosequi	0	0	0	0	0	0	0	0
Complaint Substantiated Delinquent	0	0	0	0	0	0	0	0
Complaint Substantiated Status Offender	0	0	0	0	0	0	0	0
Complaint Substantiated Dependent/Neglect	0	0	0	0	0	0	0	0
Complaint Substantiated Abused	0	0	0	0	0	0	0	0
Complaint Substantiated Mentally Ill	0	0	0	0	0	0	0	0
Informal Adjustment	0	0	0	0	0	0	0	0
Pretrial Diversion	0	0	0	0	0	0	0	0
Transfer to Adult Court Hearing	0	0	0	0	0	0	0	0
Charges Cleared by Transfer to Adult Court	0	0	0	0	0	0	0	0
Special Proceeding	0	0	0	0	0	0	0	0
Review Concluded	0	0	0	0	0	0	0	0
Case Held Open	0	0	0	0	0	0	0	0
Unknown	0	0	0	0	0	0	0	0
Other	0	0	0	0	0	0	0	0
<b>Totals</b>	<b>0</b>	<b>0</b>	<b>0</b>	<b>0</b>	<b>0</b>	<b>0</b>	<b>0</b>	<b>0</b>

**TENNESSEE COUNCIL OF JUVENILE AND FAMILY COURT JUDGES  
2008 TROUSDALE COUNTY JUVENILE COURT STATISTICAL DATA**

**Formal and Informal Actions by Type of Offense, Race and Sex for CY 2008**

	White Male	African American Male	Other Race Male	White Female	African American Female	Other Race Female	Unknown Race or Sex	Total
<b>Special Proceedings</b>								
Dismissed	25	0	1	25	2	3	0	56
Special Proceeding	9	2	3	18	4	3	0	39
Case Held Open	15	5	2	14	3	0	0	39
Complaint Substantiated Delinquent	8	0	0	2	0	0	0	10
Other	2	0	2	4	0	0	0	8
Complaint Substantiated Status Offender	1	0	0	3	0	0	0	4
Complaint Substantiated Dependent/Neglect	1	0	2	1	0	0	0	4
Review Concluded	1	0	0	1	1	0	0	3
Transfer to Adult Court Hearing	1	0	0	0	0	0	0	1
Retired / Nolle Prosequi	0	0	0	0	0	0	0	0
Complaint Substantiated Abused	0	0	0	0	0	0	0	0
Complaint Substantiated Mentally Ill	0	0	0	0	0	0	0	0
Informal Adjustment	0	0	0	0	0	0	0	0
Pretrial Diversion	0	0	0	0	0	0	0	0
Charges Cleared by Transfer to Adult Court	0	0	0	0	0	0	0	0
Unknown	0	0	0	0	0	0	0	0
<b>Totals</b>	<b>63</b>	<b>7</b>	<b>10</b>	<b>68</b>	<b>10</b>	<b>6</b>	<b>0</b>	<b>164</b>
<b>Other</b>								
Case Held Open	0	0	0	3	1	0	0	4
Other	4	0	0	0	0	0	0	4
Special Proceeding	1	0	0	0	1	0	0	2
Dismissed	0	0	0	0	0	0	0	0
Retired / Nolle Prosequi	0	0	0	0	0	0	0	0
Complaint Substantiated Delinquent	0	0	0	0	0	0	0	0
Complaint Substantiated Status Offender	0	0	0	0	0	0	0	0
Complaint Substantiated Dependent/Neglect	0	0	0	0	0	0	0	0
Complaint Substantiated Abused	0	0	0	0	0	0	0	0
Complaint Substantiated Mentally Ill	0	0	0	0	0	0	0	0
Informal Adjustment	0	0	0	0	0	0	0	0
Pretrial Diversion	0	0	0	0	0	0	0	0
Transfer to Adult Court Hearing	0	0	0	0	0	0	0	0
Charges Cleared by Transfer to Adult Court	0	0	0	0	0	0	0	0
Review Concluded	0	0	0	0	0	0	0	0
Unknown	0	0	0	0	0	0	0	0
<b>Totals</b>	<b>5</b>	<b>0</b>	<b>0</b>	<b>3</b>	<b>2</b>	<b>0</b>	<b>0</b>	<b>10</b>
<b>All Action Totals</b>	<b>202</b>	<b>16</b>	<b>15</b>	<b>158</b>	<b>26</b>	<b>9</b>	<b>0</b>	<b>426</b>

**TENNESSEE COUNCIL OF JUVENILE AND FAMILY COURT JUDGES  
2008 TROUSDALE COUNTY JUVENILE COURT STATISTICAL DATA**

**Formal and Informal Actions by Class of Referral, Race and Sex for CY 2008**

	White Male	African American Male	Other Race Male	White Female	African American Female	Other Race Female	Unknown Race or Sex	Total
<b><u>Offenses Against Persons</u></b>								
Case Held Open	4	1	0	3	0	0	0	8
Complaint Substantiated Delinquent	2	0	0	0	1	0	0	3
Pretrial Diversion	0	0	0	1	0	0	0	1
Dismissed	0	0	0	0	0	0	0	0
Retired / Nolle Prosequi	0	0	0	0	0	0	0	0
Complaint Substantiated Status Offender	0	0	0	0	0	0	0	0
Complaint Substantiated Dependent/Neglect	0	0	0	0	0	0	0	0
Complaint Substantiated Abused	0	0	0	0	0	0	0	0
Complaint Substantiated Mentally Ill	0	0	0	0	0	0	0	0
Informal Adjustment	0	0	0	0	0	0	0	0
Transfer to Adult Court Hearing	0	0	0	0	0	0	0	0
Charges Cleared by Transfer to Adult Court	0	0	0	0	0	0	0	0
Special Proceeding	0	0	0	0	0	0	0	0
Review Concluded	0	0	0	0	0	0	0	0
Unknown	0	0	0	0	0	0	0	0
Other	0	0	0	0	0	0	0	0
<b>Totals</b>	<b>6</b>	<b>1</b>	<b>0</b>	<b>4</b>	<b>1</b>	<b>0</b>	<b>0</b>	<b>12</b>

<b><u>Offenses Against Property</u></b>								
Case Held Open	10	0	0	5	1	0	0	16
Dismissed	0	0	0	0	0	0	0	0
Retired / Nolle Prosequi	0	0	0	0	0	0	0	0
Complaint Substantiated Delinquent	0	0	0	0	0	0	0	0
Complaint Substantiated Status Offender	0	0	0	0	0	0	0	0
Complaint Substantiated Dependent/Neglect	0	0	0	0	0	0	0	0
Complaint Substantiated Abused	0	0	0	0	0	0	0	0
Complaint Substantiated Mentally Ill	0	0	0	0	0	0	0	0
Informal Adjustment	0	0	0	0	0	0	0	0
Pretrial Diversion	0	0	0	0	0	0	0	0
Transfer to Adult Court Hearing	0	0	0	0	0	0	0	0
Charges Cleared by Transfer to Adult Court	0	0	0	0	0	0	0	0
Special Proceeding	0	0	0	0	0	0	0	0
Review Concluded	0	0	0	0	0	0	0	0
Unknown	0	0	0	0	0	0	0	0
Other	0	0	0	0	0	0	0	0
<b>Totals</b>	<b>10</b>	<b>0</b>	<b>0</b>	<b>5</b>	<b>1</b>	<b>0</b>	<b>0</b>	<b>16</b>

**TENNESSEE COUNCIL OF JUVENILE AND FAMILY COURT JUDGES  
2008 TROUSDALE COUNTY JUVENILE COURT STATISTICAL DATA**

**Formal and Informal Actions by Class of Referral, Race and Sex for CY 2008**

	White Male	African American Male	Other Race Male	White Female	African American Female	Other Race Female	Unknown Race or Sex	Total
<b><u>Illegal Conduct</u></b>								
Dismissed	31	2	0	13	4	2	0	52
Case Held Open	21	3	1	19	2	0	0	46
Complaint Substantiated Delinquent	17	1	2	4	0	1	0	25
Retired / Nolle Prosequi	7	0	0	0	0	0	0	7
Other	3	0	0	0	0	0	0	3
Special Proceeding	1	0	0	1	0	0	0	2
Complaint Substantiated Status Offender	1	0	0	0	0	0	0	1
Complaint Substantiated Dependent/Neglect	1	0	0	0	0	0	0	1
Complaint Substantiated Abused	0	0	0	0	0	0	0	0
Complaint Substantiated Mentally Ill	0	0	0	0	0	0	0	0
Informal Adjustment	0	0	0	0	0	0	0	0
Pretrial Diversion	0	0	0	0	0	0	0	0
Transfer to Adult Court Hearing	0	0	0	0	0	0	0	0
Charges Cleared by Transfer to Adult Court	0	0	0	0	0	0	0	0
Review Concluded	0	0	0	0	0	0	0	0
Unknown	0	0	0	0	0	0	0	0
<b>Totals</b>	<b>82</b>	<b>6</b>	<b>3</b>	<b>37</b>	<b>6</b>	<b>3</b>	<b>0</b>	<b>137</b>

**Status Offenses**

Case Held Open	18	0	1	24	4	0	0	47
Dismissed	11	2	0	6	0	0	0	19
Complaint Substantiated Status Offender	3	0	0	2	0	0	0	5
Other	3	0	0	1	1	0	0	5
Retired / Nolle Prosequi	1	0	0	1	0	0	0	2
Special Proceeding	0	0	0	1	0	0	0	1
Complaint Substantiated Delinquent	0	0	0	0	0	0	0	0
Complaint Substantiated Dependent/Neglect	0	0	0	0	0	0	0	0
Complaint Substantiated Abused	0	0	0	0	0	0	0	0
Complaint Substantiated Mentally Ill	0	0	0	0	0	0	0	0
Informal Adjustment	0	0	0	0	0	0	0	0
Pretrial Diversion	0	0	0	0	0	0	0	0
Transfer to Adult Court Hearing	0	0	0	0	0	0	0	0
Charges Cleared by Transfer to Adult Court	0	0	0	0	0	0	0	0
Review Concluded	0	0	0	0	0	0	0	0
Unknown	0	0	0	0	0	0	0	0
<b>Totals</b>	<b>36</b>	<b>2</b>	<b>1</b>	<b>35</b>	<b>5</b>	<b>0</b>	<b>0</b>	<b>79</b>



**TENNESSEE COUNCIL OF JUVENILE AND FAMILY COURT JUDGES  
2008 TROUSDALE COUNTY JUVENILE COURT STATISTICAL DATA**

**Formal and Informal Actions by Class of Referral, Race and Sex for CY 2008**

	White Male	African American Male	Other Race Male	White Female	African American Female	Other Race Female	Unknown Race or Sex	Total
<b><u>Dependency/Neglect</u></b>								
Complaint Substantiated Dependent/Neglect	0	0	1	3	1	0	0	5
Other	0	0	0	2	0	0	0	2
Dismissed	0	0	0	1	0	0	0	1
Retired / Nolle Prosequi	0	0	0	0	0	0	0	0
Complaint Substantiated Delinquent	0	0	0	0	0	0	0	0
Complaint Substantiated Status Offender	0	0	0	0	0	0	0	0
Complaint Substantiated Abused	0	0	0	0	0	0	0	0
Complaint Substantiated Mentally Ill	0	0	0	0	0	0	0	0
Informal Adjustment	0	0	0	0	0	0	0	0
Pretrial Diversion	0	0	0	0	0	0	0	0
Transfer to Adult Court Hearing	0	0	0	0	0	0	0	0
Charges Cleared by Transfer to Adult Court	0	0	0	0	0	0	0	0
Special Proceeding	0	0	0	0	0	0	0	0
Review Concluded	0	0	0	0	0	0	0	0
Case Held Open	0	0	0	0	0	0	0	0
Unknown	0	0	0	0	0	0	0	0
<b>Totals</b>	<b>0</b>	<b>0</b>	<b>1</b>	<b>6</b>	<b>1</b>	<b>0</b>	<b>0</b>	<b>8</b>

**Other Violation Proceedings**

Dismissed	0	0	0	0	0	0	0	0
Retired / Nolle Prosequi	0	0	0	0	0	0	0	0
Complaint Substantiated Delinquent	0	0	0	0	0	0	0	0
Complaint Substantiated Status Offender	0	0	0	0	0	0	0	0
Complaint Substantiated Dependent/Neglect	0	0	0	0	0	0	0	0
Complaint Substantiated Abused	0	0	0	0	0	0	0	0
Complaint Substantiated Mentally Ill	0	0	0	0	0	0	0	0
Informal Adjustment	0	0	0	0	0	0	0	0
Pretrial Diversion	0	0	0	0	0	0	0	0
Transfer to Adult Court Hearing	0	0	0	0	0	0	0	0
Charges Cleared by Transfer to Adult Court	0	0	0	0	0	0	0	0
Special Proceeding	0	0	0	0	0	0	0	0
Review Concluded	0	0	0	0	0	0	0	0
Case Held Open	0	0	0	0	0	0	0	0
Unknown	0	0	0	0	0	0	0	0
Other	0	0	0	0	0	0	0	0
<b>Totals</b>	<b>0</b>	<b>0</b>	<b>0</b>	<b>0</b>	<b>0</b>	<b>0</b>	<b>0</b>	<b>0</b>

**TENNESSEE COUNCIL OF JUVENILE AND FAMILY COURT JUDGES  
2008 TROUSDALE COUNTY JUVENILE COURT STATISTICAL DATA**

**Formal and Informal Actions by Class of Referral, Race and Sex for CY 2008**

	White Male	African American Male	Other Race Male	White Female	African American Female	Other Race Female	Unknown Race or Sex	Total
<b><u>Parentage</u></b>								
Special Proceeding	8	1	2	17	3	3	0	34
Case Held Open	3	0	0	1	1	0	0	5
Dismissed	1	0	1	0	0	2	0	4
Complaint Substantiated Dependent/Neglect	1	0	2	1	0	0	0	4
Other	0	0	1	2	0	0	0	3
Retired / Nolle Prosequi	0	0	0	0	0	0	0	0
Complaint Substantiated Delinquent	0	0	0	0	0	0	0	0
Complaint Substantiated Status Offender	0	0	0	0	0	0	0	0
Complaint Substantiated Abused	0	0	0	0	0	0	0	0
Complaint Substantiated Mentally Ill	0	0	0	0	0	0	0	0
Informal Adjustment	0	0	0	0	0	0	0	0
Pretrial Diversion	0	0	0	0	0	0	0	0
Transfer to Adult Court Hearing	0	0	0	0	0	0	0	0
Charges Cleared by Transfer to Adult Court	0	0	0	0	0	0	0	0
Review Concluded	0	0	0	0	0	0	0	0
Unknown	0	0	0	0	0	0	0	0
<b>Totals</b>	<b>13</b>	<b>1</b>	<b>6</b>	<b>21</b>	<b>4</b>	<b>5</b>	<b>0</b>	<b>50</b>

**Special Proceedings**

Dismissed	24	0	0	25	2	1	0	52
Case Held Open	12	5	2	13	2	0	0	34
Complaint Substantiated Delinquent	8	0	0	2	0	0	0	10
Special Proceeding	1	1	1	1	1	0	0	5
Other	2	0	1	2	0	0	0	5
Complaint Substantiated Status Offender	1	0	0	3	0	0	0	4
Review Concluded	1	0	0	1	1	0	0	3
Transfer to Adult Court Hearing	1	0	0	0	0	0	0	1
Retired / Nolle Prosequi	0	0	0	0	0	0	0	0
Complaint Substantiated Dependent/Neglect	0	0	0	0	0	0	0	0
Complaint Substantiated Abused	0	0	0	0	0	0	0	0
Complaint Substantiated Mentally Ill	0	0	0	0	0	0	0	0
Informal Adjustment	0	0	0	0	0	0	0	0
Pretrial Diversion	0	0	0	0	0	0	0	0
Charges Cleared by Transfer to Adult Court	0	0	0	0	0	0	0	0
Unknown	0	0	0	0	0	0	0	0
<b>Totals</b>	<b>50</b>	<b>6</b>	<b>4</b>	<b>47</b>	<b>6</b>	<b>1</b>	<b>0</b>	<b>114</b>

**TENNESSEE COUNCIL OF JUVENILE AND FAMILY COURT JUDGES  
2008 TROUSDALE COUNTY JUVENILE COURT STATISTICAL DATA**

**Formal and Informal Actions by Class of Referral, Race and Sex for CY 2008**

	White Male	African American Male	Other Race Male	White Female	African American Female	Other Race Female	Unknown Race or Sex	Total
<b>Other</b>								
Case Held Open	0	0	0	3	1	0	0	4
Other	4	0	0	0	0	0	0	4
Special Proceeding	1	0	0	0	1	0	0	2
Dismissed	0	0	0	0	0	0	0	0
Retired / Nolle Prosequi	0	0	0	0	0	0	0	0
Complaint Substantiated Delinquent	0	0	0	0	0	0	0	0
Complaint Substantiated Status Offender	0	0	0	0	0	0	0	0
Complaint Substantiated Dependent/Neglect	0	0	0	0	0	0	0	0
Complaint Substantiated Abused	0	0	0	0	0	0	0	0
Complaint Substantiated Mentally Ill	0	0	0	0	0	0	0	0
Informal Adjustment	0	0	0	0	0	0	0	0
Pretrial Diversion	0	0	0	0	0	0	0	0
Transfer to Adult Court Hearing	0	0	0	0	0	0	0	0
Charges Cleared by Transfer to Adult Court	0	0	0	0	0	0	0	0
Review Concluded	0	0	0	0	0	0	0	0
Unknown	0	0	0	0	0	0	0	0
<b>Totals</b>	<b>5</b>	<b>0</b>	<b>0</b>	<b>3</b>	<b>2</b>	<b>0</b>	<b>0</b>	<b>10</b>
<b>All Action Totals</b>	<b>202</b>	<b>16</b>	<b>15</b>	<b>158</b>	<b>26</b>	<b>9</b>	<b>0</b>	<b>426</b>

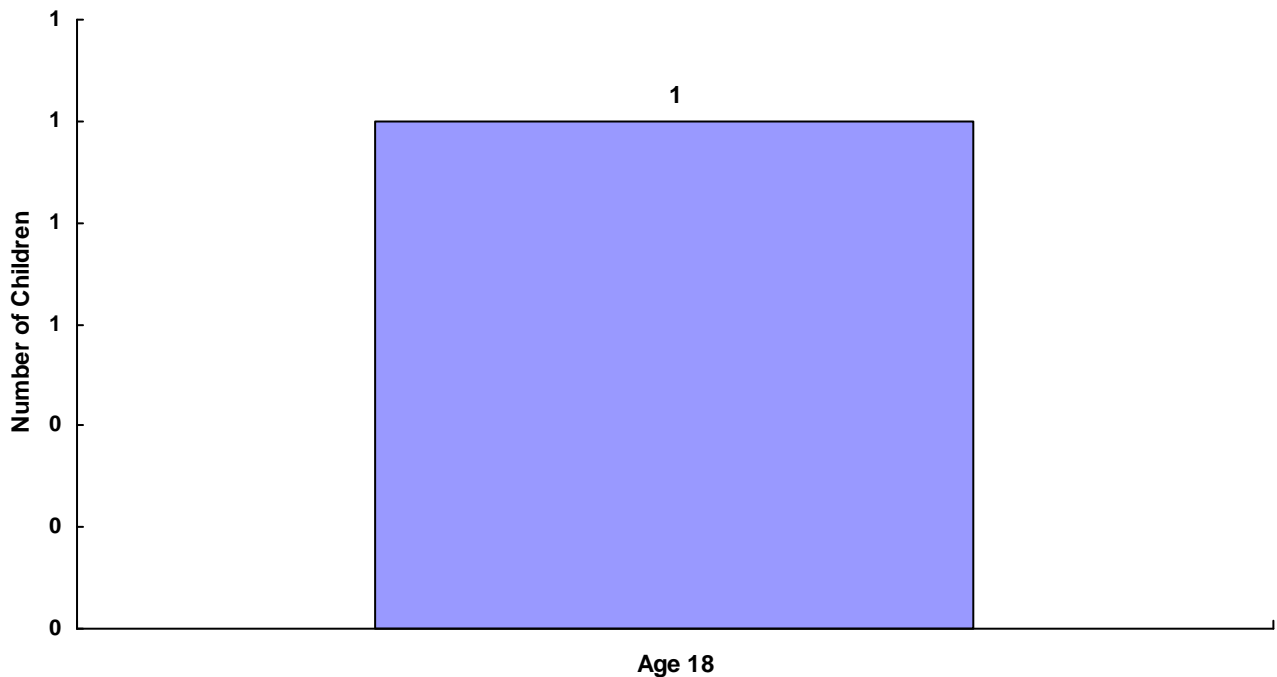
**TENNESSEE COUNCIL OF JUVENILE AND FAMILY COURT JUDGES  
2008 TROUSDALE COUNTY JUVENILE COURT STATISTICAL DATA**

**Children Transferred to Adult Court by Age at Disposition Date, Race and Sex for CY 2008**

**Total Children = 205**

	White Male	African American Male	Other Race Male	White Female	African American Female	Other Race Female	Unknown Race or Sex	Total	% of All Children Referred
Age Under 1	0	0	0	0	0	0	0	0	0.00%
Age 1	0	0	0	0	0	0	0	0	0.00%
Age 2	0	0	0	0	0	0	0	0	0.00%
Age 3	0	0	0	0	0	0	0	0	0.00%
Age 4	0	0	0	0	0	0	0	0	0.00%
Age 5	0	0	0	0	0	0	0	0	0.00%
Age 6	0	0	0	0	0	0	0	0	0.00%
Age 7	0	0	0	0	0	0	0	0	0.00%
Age 8	0	0	0	0	0	0	0	0	0.00%
Age 9	0	0	0	0	0	0	0	0	0.00%
Age 10	0	0	0	0	0	0	0	0	0.00%
Age 11	0	0	0	0	0	0	0	0	0.00%
Age 12	0	0	0	0	0	0	0	0	0.00%
Age 13	0	0	0	0	0	0	0	0	0.00%
Age 14	0	0	0	0	0	0	0	0	0.00%
Age 15	0	0	0	0	0	0	0	0	0.00%
Age 16	0	0	0	0	0	0	0	0	0.00%
Age 17	0	0	0	0	0	0	0	0	0.00%
Age 18	1	0	0	0	0	0	0	1	0.49%
Age 19 and Over	0	0	0	0	0	0	0	0	0.00%
<b>Totals</b>	<b>1</b>	<b>0</b>	<b>0</b>	<b>0</b>	<b>0</b>	<b>0</b>	<b>0</b>	<b>1</b>	

**Total Children Transferred to Adult Court**



**TENNESSEE COUNCIL OF JUVENILE AND FAMILY COURT JUDGES  
2008 TROUSDALE COUNTY JUVENILE COURT STATISTICAL DATA**

**Outcomes by Type Of Disposition, Race and Sex for CY 2008**

	<b>White Male</b>	<b>African American Male</b>	<b>Other Race Male</b>	<b>White Female</b>	<b>African American Female</b>	<b>Other Race Female</b>	<b>Unknown Race or Sex</b>	<b>Total</b>
<b><u>General Action Codes</u></b>								
Held Open For Review	59	7	5	46	10	0	0	127
Case Dismissed	53	4	1	38	4	5	0	105
Referral to Another Entity for Superv/Servc	15	3	2	6	2	0	0	28
House Arrest	14	3	1	7	2	0	0	27
No Contact Order	12	0	0	9	3	0	0	24
Fine	11	2	1	4	0	1	0	19
Public Service	5	0	1	4	0	0	0	10
Restitution	5	0	0	1	0	0	0	6
Runaway Returned	3	0	0	3	0	0	0	6
Referral to Juvenile Court Educ-Based Pgm	1	1	0	1	0	0	0	3
Case Retired or Nolle Prosequi	1	0	0	1	0	0	0	2
Probation to Parents	0	0	0	2	0	0	0	2
Court Defined Curfew	1	1	0	0	0	0	0	2
Driver's License Held Informally	1	0	0	0	0	0	0	1
Warned / Counseled	0	0	0	0	0	0	0	0
Supervision / Probation to Juvenile Court	0	0	0	0	0	0	0	0
Referred for Mental Health Counseling	0	0	0	0	0	0	0	0
Referred for Alcohol and Drug Counseling	0	0	0	0	0	0	0	0
Referred to Alternative School	0	0	0	0	0	0	0	0
Referred to Private Child Agency	0	0	0	0	0	0	0	0
Referred to Defensive Driving School	0	0	0	0	0	0	0	0
Referred to Alcohol Safety School	0	0	0	0	0	0	0	0
Voluntary Placement with DMHMR	0	0	0	0	0	0	0	0
Private Mental Health Placement	0	0	0	0	0	0	0	0
Private MR Placement	0	0	0	0	0	0	0	0
Placement with City/Cnty Agcy/Facility	0	0	0	0	0	0	0	0
Placement with Relative / Other Individual	0	0	0	0	0	0	0	0
Injunction Other than No Contact Order	0	0	0	0	0	0	0	0
Dismissed from Informal Adjustment	0	0	0	0	0	0	0	0
Dismissed from Pretrial Diversion	0	0	0	0	0	0	0	0
Released from Probation	0	0	0	0	0	0	0	0
<b>Totals</b>	<b>181</b>	<b>21</b>	<b>11</b>	<b>122</b>	<b>21</b>	<b>6</b>	<b>0</b>	<b>362</b>

**TENNESSEE COUNCIL OF JUVENILE AND FAMILY COURT JUDGES  
2008 TROUSDALE COUNTY JUVENILE COURT STATISTICAL DATA**

**Outcomes by Type Of Disposition, Race and Sex for CY 2008**

	White Male	African American Male	Other Race Male	White Female	African American Female	Other Race Female	Unknown Race or Sex	Total
<b>Formal Action Codes</b>								
DCS Commitment - Custody	6	0	0	2	1	0	0	9
Transfer to Another Juvenile Court for Dispo	0	0	1	4	0	0	0	5
Transferred to Adult Court	1	0	0	0	0	0	0	1
DMHMR Involuntary Commitment	0	0	0	0	0	0	0	0
DCS Commitment - Determinate	0	0	0	0	0	0	0	0
DCS Commitment - Suspended	0	0	0	0	0	0	0	0
DCS Intensive Probation	0	0	0	0	0	0	0	0
Other Intensive Probation	0	0	0	0	0	0	0	0
DCS Probation	0	0	0	0	0	0	0	0
Placed Under a Valid Court Order	0	0	0	0	0	0	0	0
Supervision by DCS	0	0	0	0	0	0	0	0
Parental Rights Terminated	0	0	0	0	0	0	0	0
Parental Rights Not Terminated	0	0	0	0	0	0	0	0
<b>Totals</b>	<b>7</b>	<b>0</b>	<b>1</b>	<b>6</b>	<b>1</b>	<b>0</b>	<b>0</b>	<b>15</b>

**Special Proceedings**

Court Costs	20	3	0	11	2	0	0	36
Child Support Granted	7	1	2	11	2	0	0	23
Paternity Determined / Child Legitimated	6	1	2	7	3	1	0	20
Custody Changed	5	1	3	8	1	1	0	19
Visitation Changed	6	0	0	2	1	1	0	10
Child Support Amended	0	0	1	2	0	0	0	3
Order of Reference to DCS	0	0	0	1	1	0	0	2
Foster Care Terminated	0	0	0	0	0	0	0	0
Foster Care Continued	0	0	0	0	0	0	0	0
Custody Unchanged	0	0	0	0	0	0	0	0
Visitation Unchanged	0	0	0	0	0	0	0	0
Voluntary Acknowledgement of Paternity	0	0	0	0	0	0	0	0
Paternity Not Determ/Child Not Legitimated	0	0	0	0	0	0	0	0
Child Support Denied	0	0	0	0	0	0	0	0
Child Support Terminated	0	0	0	0	0	0	0	0
Request for Medical Treatment Granted	0	0	0	0	0	0	0	0
Request for Medical Treatment Denied	0	0	0	0	0	0	0	0
Consent to Marry Granted	0	0	0	0	0	0	0	0
Consent to Marry Denied	0	0	0	0	0	0	0	0
<b>Totals</b>	<b>44</b>	<b>6</b>	<b>8</b>	<b>42</b>	<b>10</b>	<b>3</b>	<b>0</b>	<b>113</b>


**Other Outcome Codes**

Other	68	6	5	45	11	1	0	136
<b>Totals</b>	<b>68</b>	<b>6</b>	<b>5</b>	<b>45</b>	<b>11</b>	<b>1</b>	<b>0</b>	<b>136</b>

<b>All Outcome Totals</b>	<b>300</b>	<b>33</b>	<b>25</b>	<b>215</b>	<b>43</b>	<b>10</b>	<b>0</b>	<b>626</b>
---------------------------	------------	-----------	-----------	------------	-----------	-----------	----------	------------

TENNESSEE COUNCIL OF JUVENILE AND FAMILY COURT JUDGES  
2008 TROUSDALE COUNTY JUVENILE COURT STATISTICAL DATA

Breakdown of Referrals by Court Personnel Executing the Action in CY 2008



	Referrals	% of Referrals
Judge	139	32.63%
Referee	287	67.37%
YSO	0	0.00%
Other	0	0.00%
<b>Total</b>	<b>426</b>	<b>100.00%</b>