

**2008**

**State of Tennessee**

**Annual Juvenile Court Statistical Report**

**Union County Breakdown**

# TABLE OF CONTENTS

Report Numbers Listed Below are shown at the Bottom of each Report, followed by the Report Page Number

	Report Number
<b>Juvenile Court Referral Process</b>	
Chart – The Juvenile Court Referral Process	1
Chart – Delinquent, Dependent/Neglect/Abuse, and Status/Unruly Referrals	2
Chart – Referrals by Type of Offense	3
Chart – Referrals for Status/Unruly Offenses	4
<b>Children and Referral Counts by Race and Sex</b>	
Table – Children with Delinquent Referrals by Race and Sex	5
Table – Children with Status/Unruly Referrals by Race and Sex	5
Table – Children with Dependency/Neglect/Abuse Allegations by Race and Sex	5
Table – Referrals Delinquent Referrals by Race and Sex	6
Table – Referrals Status/Unruly Referrals by Race and Sex	6
Table – Referrals Dependency/Neglect/Abuse Allegations by Race and Sex	6
Table/Chart – Referrals by Age Group, Race and Sex	7
Table/Chart – Children Referred by Age, Race and Sex	8
Table/Chart – Children Referred by Race and Sex	9
Table/Chart – Children of Hispanic Origin by Race and Sex	10
Table – Referrals by Type of Offense, Age Group, Race and Sex	11
<b>Living Arrangement of the Child at Time of Referral</b>	
Table/Chart – Living Arrangement at Time of Referral by Race and Sex	12
<b>School Status of Individual Children at Time of Referral to Juvenile Court</b>	
Table – Last Grade Completed by Children by Race and Sex	13
Table – Children Enrolled in School	13
Table – Children Enrolled in Special Education	13
<b>Referral Information by Race, Sex and Class of Referral/Offense</b>	
Table/Chart – Class of Referrals by Race and Sex	14
Table - Referrals by Class and Type of Offense by Race and Sex	15
<b>Referral Reasons by Type, Race and Sex</b>	
Table – Referral Reasons by Type of Offense, Race and Sex	16
Table – Top 4 Referral Reasons by Sex and Race	17
Table – Top 4 Referral Reasons by Sex, Race and Type of Offense	18
<b>Source of Referrals to the Juvenile Court</b>	
Table – Source of Referrals by Race and Sex	19
Table – Six Most Frequent Referral Reasons by Source, Race and Sex	20
Table – Source of Referrals by Type of Offense, Race and Sex	21
<b>Children Referred with Weapons Charges</b>	
Table/Chart – Children Referred for Unlawful Carrying/Possession of a Weapon by Age, Race and Sex	22
Table/Chart – Children Referred for Carrying Weapons on School Property	23
<b>Intake Actions at Referral</b>	
Table/Chart – Intake Actions at Referral by Race and Sex	24
Table/Chart – Intake Actions of Referrals by Class of Offense, Race and Sex	25

# TABLE OF CONTENTS


Report Numbers Listed Below are shown at the Bottom of each Report, followed by the Report Page Number

	Report Number
<b>Detention Statistics at Referral</b>	
Table – Detention Statistics at Referral by Individual Child by Race and Sex	26
Table – Detention Statistics at Referral by Individual Case	26
Table – Placement After Secure Detention Hearing by Individual Child by Race and Sex	27
Table – Placement After Secure Detention Hearing by Individual Case	27
<b>Dispositional Procedures</b>	
Table – Procedures used to Dispose or Adjust All Referrals	28
Table – Referrals Disposed by Formal Adjudicatory Proceedings	28
Table – Referrals Disposed by Other Actions	28
<b>Formal and Informal Actions</b>	
Table/Chart – Formal and Informal Actions by Race and Sex	29
Table – Formal and Informal Actions by Type of Offense, Race and Sex	30
Table – Formal and Informal Actions by Class of Referral, Race and Sex	31
<b>Children Transferred to Adult Court</b>	
Table/Chart – Children Transferred to Adult Court by Age, Race and Sex	32
<b>Outcomes by Type of Disposition</b>	
Table – Outcomes by Type of Disposition, Race and Sex	33
<b>Juvenile Court Referrals Disposed County-Wide Based on Number of Referrals</b>	
Table/Chart – Breakdown of Referrals by Court Personnel Executing the Action	34

**TENNESSEE COUNCIL OF JUVENILE AND FAMILY COURT JUDGES  
2008 UNION COUNTY JUVENILE COURT STATISTICAL DATA**

**The Juvenile Court Referral Process for CY 2008**

<b>Delinquent</b> 157	<b>Status</b> 98	<b>Dependency and Neglect</b> 8	<b>Other Violations</b> 0	<b>Special Proceedings</b> 420	<b>Parentage</b> 132	<b>Other</b> 15
--------------------------	---------------------	------------------------------------	------------------------------	-----------------------------------	-------------------------	--------------------



**Parents, Victims, School, Relatives, State Dept, etc.**  
644

**Law Enforcement**  
186

**Pretrial Diversion, Informal Adjustment**  
5

**Court Actions**  
830

**Transfer to Adult Court Hearing**  
0

**Charges Cleared By Transfer to Adult Court**  
0

**Special Proceeding**  
5

**Review Concluded**  
54

**Case Held Open**  
730

**Other**  
5

**Formal Adjudications**  
31

**Juvenile Court System Outcomes / Dispositions**  
821

**Formal**  
24

**General**  
628

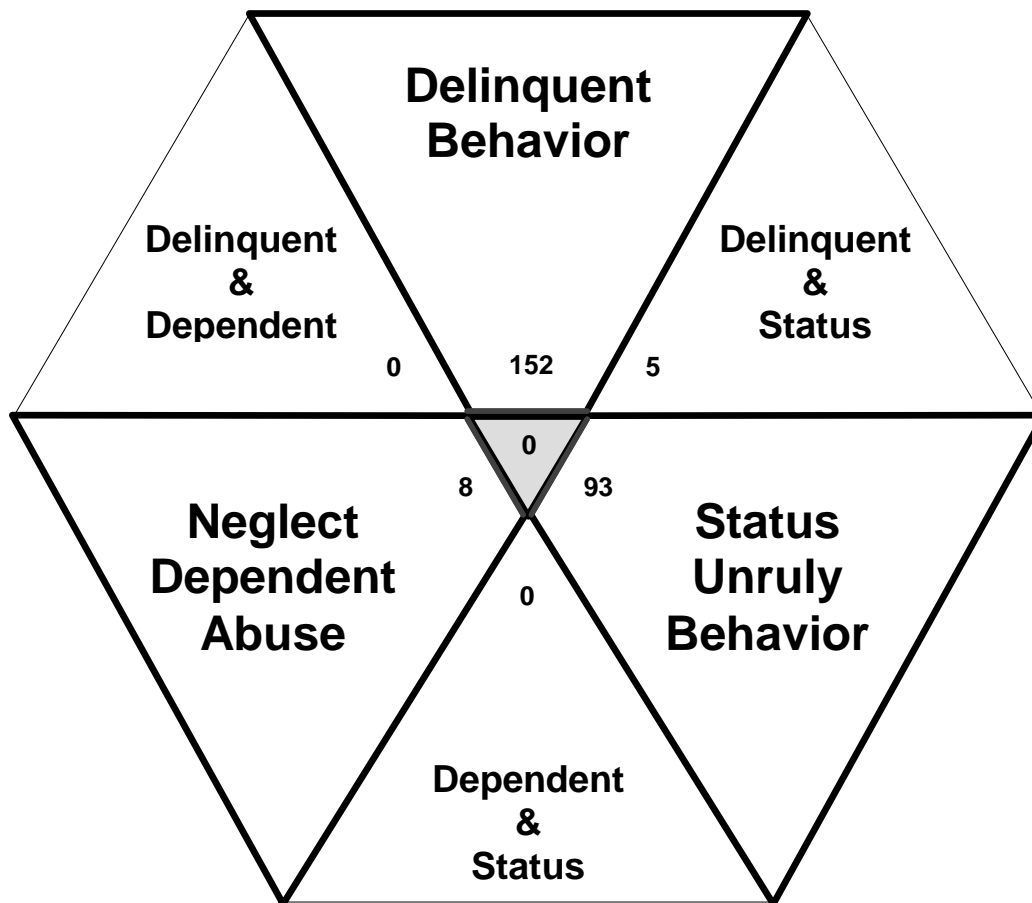
**Special Proceedings**  
150

**Other**  
19

**TENNESSEE COUNCIL OF JUVENILE AND FAMILY COURT JUDGES  
2008 UNION COUNTY JUVENILE COURT STATISTICAL DATA**

**Delinquent, Dependent/Neglect/Abuse, and Status/Unruly Referrals for CY 2008**

Total = 258



The remaining referrals are for:  
Custody, Visitation, Paternity/Legitimation, Child Support,  
Special Procedures and Other Referrals

Each child may be counted  
in more than one category

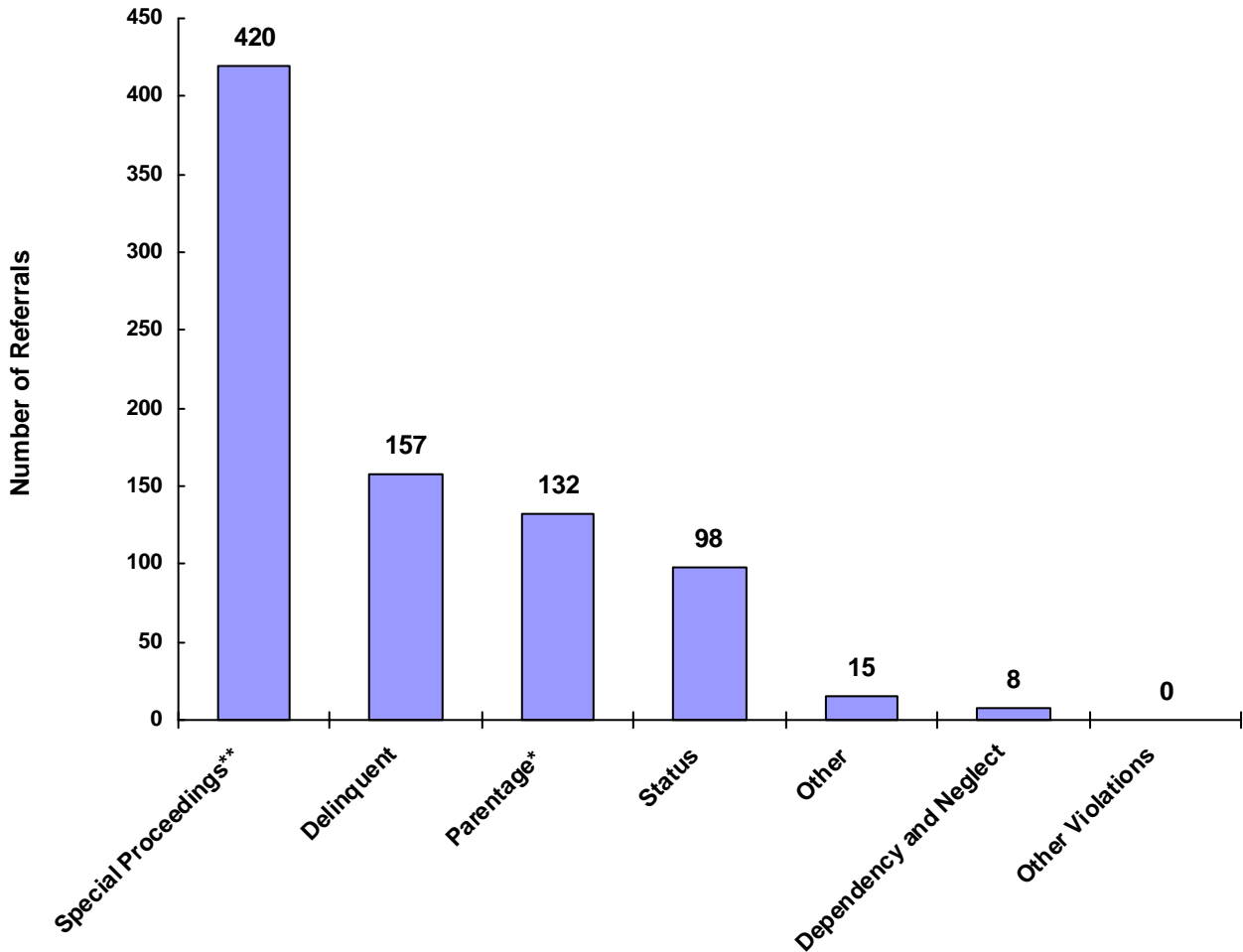
Total number of individual children for ALL referrals  
disposed by juvenile courts during CY 2008 equals 490

Children can have referrals in multiple categories. The drawing above shows that in the year 2008 there were 152 referrals to Union County Juvenile Court for children with only delinquent offenses, 93 for those with only status/unruly behavior, and 8 for children with neglect, dependent or abuse referrals during the calendar year. There were 5 referrals for children that had a delinquent AND a status/unruly referral. There were 0 referrals for children with both delinquent behavior AND a neglect, dependent or abuse allegation. There were 0 referrals for children that had both a status/unruly referral AND a neglect, dependent or abuse allegation. Also, there were 0 referrals for children that had a delinquent referral, a status/unruly referral AND a neglect, dependent or abuse allegation.

TENNESSEE COUNCIL OF JUVENILE AND FAMILY COURT JUDGES  
2008 UNION COUNTY JUVENILE COURT STATISTICAL DATA

Referrals by Type of Offense in CY 2008

Total Referrals = 830



\* Parentage includes: Custody, Visitation, Paternity/Legitimation and Child Support

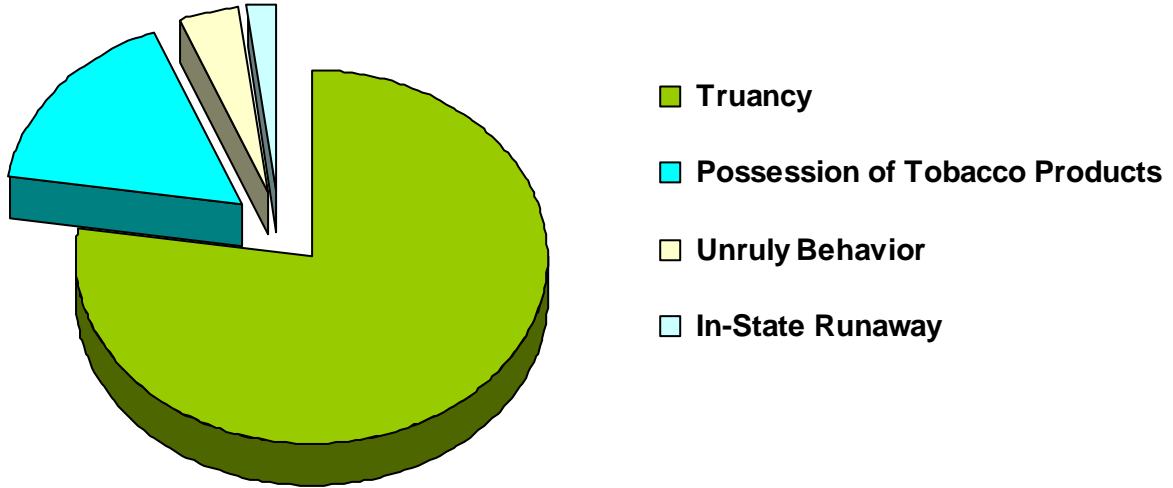
\*\*Special Proceedings include: Judicial Review, Administrative Review, Foster Care Review, Request for Medical Treatment and Consent to Marry

Information from the Juvenile Court represents a total of 490 children and 812 cases that were reported to the TCJFCJ.

A Status offense is an offense committed by a child that if committed by an adult, would not be considered an offense or unlawful act. An example of this is smoking when not legally an adult.

**TENNESSEE COUNCIL OF JUVENILE AND FAMILY COURT JUDGES  
2008 UNION COUNTY JUVENILE COURT STATISTICAL DATA**

**Referrals for Status/Unruly Offenses in CY 2008  
Total Status/Unruly Referrals = 98**



<b>Referral Reason</b>	<b>Count</b>	<b>Percent</b>
Truancy	76	77.55%
Possession of Tobacco Products	16	16.33%
Unruly Behavior	4	4.08%
In-State Runaway	2	2.04%
Violation of Curfew	0	0.00%
Violation of a Valid Court Order	0	0.00%
Out-of-State Runaway	0	0.00%
<b>Total</b>	<b>98</b>	

**TENNESSEE COUNCIL OF JUVENILE AND FAMILY COURT JUDGES  
2008 UNION COUNTY JUVENILE COURT STATISTICAL DATA**

**Children\* with Delinquent Referrals by Race and Sex for CY 2008**

	White	African American	Native American	Asian	Mixed Race	Unknown Race	Total
Male	89	1	0	0	0	0	90
Female	38	0	0	0	0	0	38
Unknown Sex	0	0	0	0	0	0	
<b>Totals</b>	<b>127</b>	<b>1</b>	<b>0</b>	<b>0</b>	<b>0</b>	<b>0</b>	<b>128</b>

**Children\* with Status/Unruly Referrals by Race and Sex for CY 2008**

	White	African American	Native American	Asian	Mixed Race	Unknown Race	Total
Male	48	0	0	0	0	0	48
Female	31	0	0	0	0	0	31
Unknown Sex	0	0	0	0	0	0	
<b>Totals</b>	<b>79</b>	<b>0</b>	<b>0</b>	<b>0</b>	<b>0</b>	<b>0</b>	<b>79</b>

**Children\* with Dependency/Neglect/Abuse Allegations by Race and Sex for CY 2008**

	White	African American	Native American	Asian	Mixed Race	Unknown Race	Total
Male	0	0	0	0	0	0	
Female	6	0	0	0	0	0	6
Unknown Sex	0	0	0	0	0	0	
<b>Totals</b>	<b>6</b>	<b>0</b>	<b>0</b>	<b>0</b>	<b>0</b>	<b>0</b>	<b>6</b>

\* A child may be counted in more than one category



**TENNESSEE COUNCIL OF JUVENILE AND FAMILY COURT JUDGES  
2008 UNION COUNTY JUVENILE COURT STATISTICAL DATA**

**Delinquent Referrals by Race and Sex for CY 2008**

	White	African American	Native American	Asian	Mixed Race	Unknown Race	Total
<b>Male</b>	113	1	0	0	0	0	<b>114</b>
<b>Female</b>	43	0	0	0	0	0	<b>43</b>
<b>Unknown Sex</b>	0	0	0	0	0	0	<b>0</b>
<b>Totals</b>	<b>156</b>	<b>1</b>	<b>0</b>	<b>0</b>	<b>0</b>	<b>0</b>	<b>157</b>

**Status/Unruly Referrals by Race and Sex for CY 2008**

	White	African American	Native American	Asian	Mixed Race	Unknown Race	Total
<b>Male</b>	57	0	0	0	0	0	<b>57</b>
<b>Female</b>	41	0	0	0	0	0	<b>41</b>
<b>Unknown Sex</b>	0	0	0	0	0	0	<b>0</b>
<b>Totals</b>	<b>98</b>	<b>0</b>	<b>0</b>	<b>0</b>	<b>0</b>	<b>0</b>	<b>98</b>

**Dependency/Neglect/Abuse Allegations by Race and Sex for CY 2008**

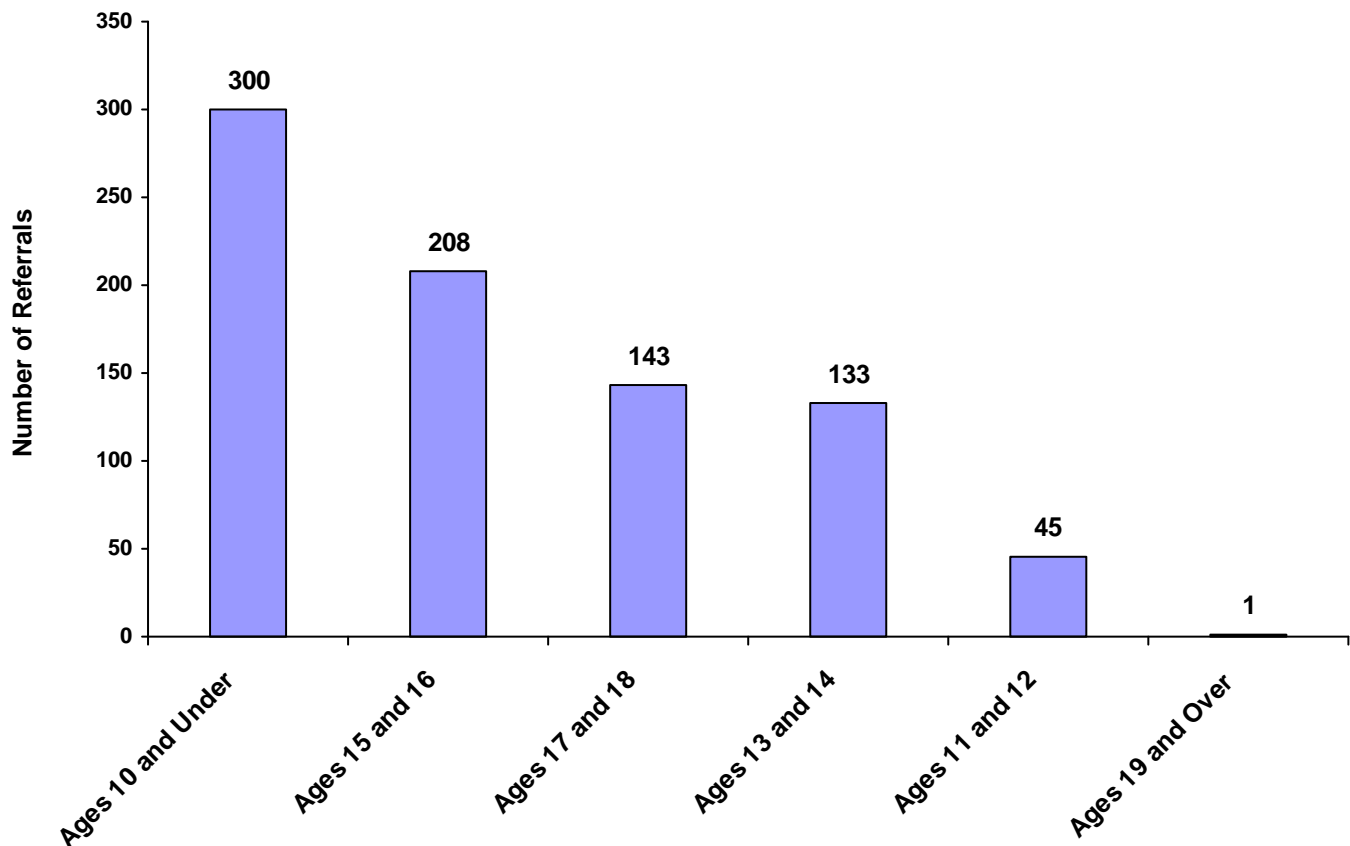
	White	African American	Native American	Asian	Mixed Race	Unknown Race	Total
<b>Male</b>	1	0	0	0	0	0	<b>1</b>
<b>Female</b>	7	0	0	0	0	0	<b>7</b>
<b>Unknown Sex</b>	0	0	0	0	0	0	<b>0</b>
<b>Totals</b>	<b>8</b>	<b>0</b>	<b>0</b>	<b>0</b>	<b>0</b>	<b>0</b>	<b>8</b>

**TENNESSEE COUNCIL OF JUVENILE AND FAMILY COURT JUDGES  
2008 UNION COUNTY JUVENILE COURT STATISTICAL DATA**

**Referrals by Age Group, Race and Sex for CY 2008**

	White Male	African American Male	Other Race Male	White Female	African American Female	Other Race Female	Unknown Race or Sex	Total	% of Total Referrals
Birth through Age 10	149	0	0	151	0	0	0	300	36.14%
Ages 11 and 12	23	0	0	22	0	0	0	45	5.42%
Ages 13 and 14	83	1	0	49	0	0	0	133	16.02%
Ages 15 and 16	138	0	0	70	0	0	0	208	25.06%
Ages 17 and 18	104	0	0	39	0	0	0	143	17.23%
Ages 19 and Over	1	0	0	0	0	0	0	1	0.12%
Unknown Age	0	0	0	0	0	0	0	0	0.00%
<b>All Age Group Totals</b>	<b>498</b>	<b>1</b>	<b>0</b>	<b>331</b>	<b>0</b>	<b>0</b>	<b>0</b>	<b>830</b>	

**Total Referrals by Age Group**

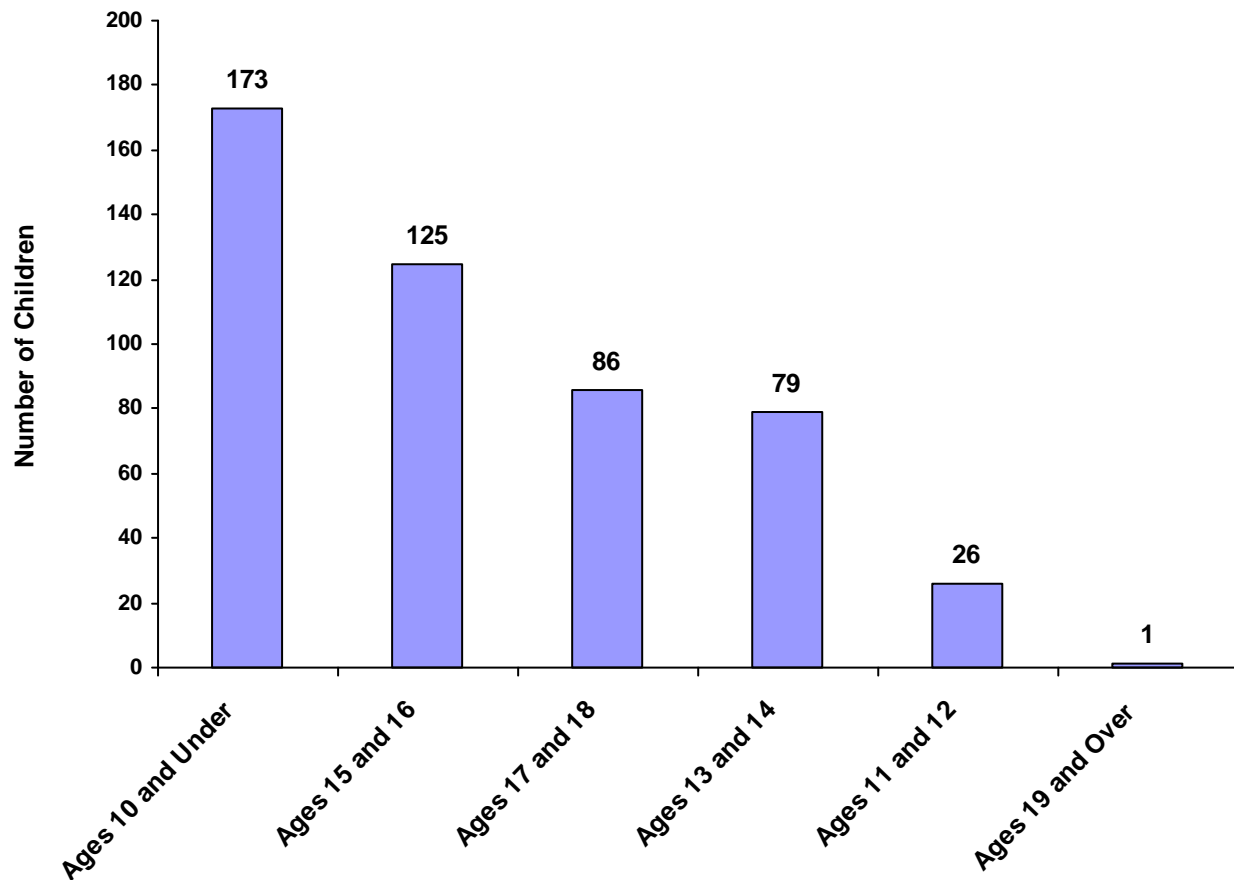


**TENNESSEE COUNCIL OF JUVENILE AND FAMILY COURT JUDGES  
2008 UNION COUNTY JUVENILE COURT STATISTICAL DATA**

**Children Referred by Age Group, Race and Sex for CY 2008**

	White Male	African American Male	Other Race Male	White Female	African American Female	Other Race Female	Unknown Race or Sex	Total	% of All Children Referred
Ages 10 and Under	87	0	0	86	0	0	0	173	35.31%
Ages 11 through 12	14	0	0	12	0	0	0	26	5.31%
Ages 13 through 14	48	1	0	30	0	0	0	79	16.12%
Ages 15 through 16	86	0	0	39	0	0	0	125	25.51%
Ages 17 through 18	62	0	0	24	0	0	0	86	17.55%
Ages 19 and Over	1	0	0	0	0	0	0	1	0.20%
<b>Total</b>	<b>298</b>	<b>1</b>	<b>0</b>	<b>191</b>	<b>0</b>	<b>0</b>	<b>0</b>	<b>490</b>	

**Total Children by Age Group**

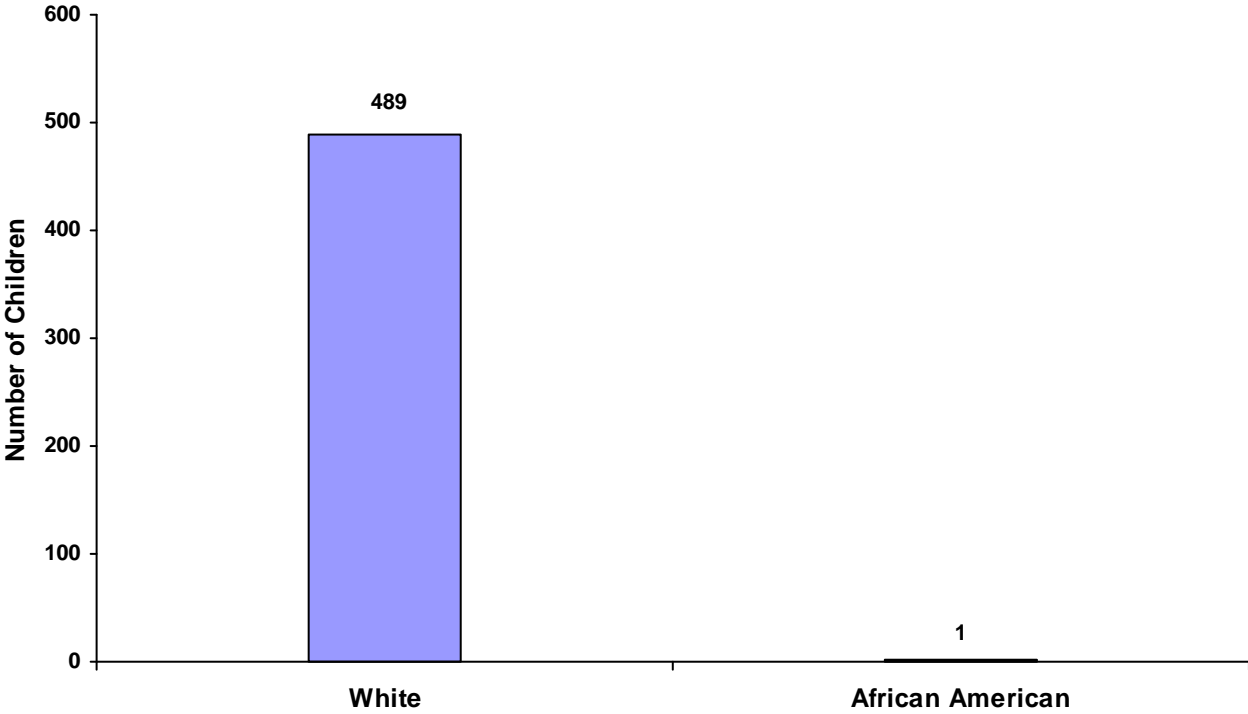


**TENNESSEE COUNCIL OF JUVENILE AND FAMILY COURT JUDGES  
2008 UNION COUNTY JUVENILE COURT STATISTICAL DATA**

**Children Referred by Race and Sex for CY 2008**

<b>Race</b>	<b>Male</b>	<b>Female</b>	<b>Unknown</b>	<b>Total</b>
White	298	191	0	489
African American	1	0	0	1
Native American	0	0	0	0
Asian	0	0	0	0
Mixed	0	0	0	0
Unknown	0	0	0	0
<b>Total</b>	<b>299</b>	<b>191</b>	<b>0</b>	<b>490</b>

**Total Children by Race**

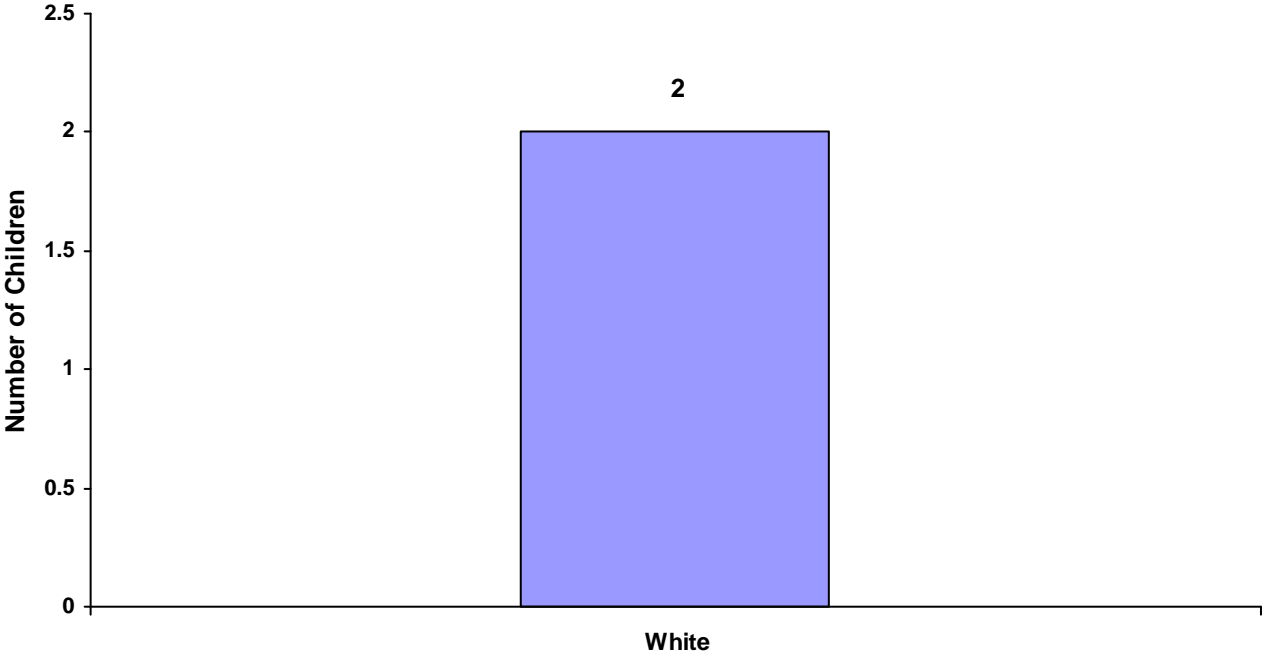


**TENNESSEE COUNCIL OF JUVENILE AND FAMILY COURT JUDGES  
2008 UNION COUNTY JUVENILE COURT STATISTICAL DATA**

**Children of Hispanic Origin by Race and Sex for CY 2008**

<b>Race</b>	<b>Male</b>	<b>Female</b>	<b>Unknown</b>	<b>Total</b>
<b>White</b>	<b>1</b>	<b>1</b>	<b>0</b>	<b>2</b>
<b>African American</b>	<b>0</b>	<b>0</b>	<b>0</b>	<b>0</b>
<b>Native American</b>	<b>0</b>	<b>0</b>	<b>0</b>	<b>0</b>
<b>Asian</b>	<b>0</b>	<b>0</b>	<b>0</b>	<b>0</b>
<b>Mixed</b>	<b>0</b>	<b>0</b>	<b>0</b>	<b>0</b>
<b>Unknown</b>	<b>0</b>	<b>0</b>	<b>0</b>	<b>0</b>
<b>Total</b>	<b>1</b>	<b>1</b>	<b>0</b>	<b>2</b>

**Total Children of Hispanic Origin by Race**



**TENNESSEE COUNCIL OF JUVENILE AND FAMILY COURT JUDGES  
2008 UNION COUNTY JUVENILE COURT STATISTICAL DATA**

**Referrals by Type of Offense, Age Group, Race and Sex for CY 2008**

	White Male	African American Male	Other Race Male	White Female	African American Female	Other Race Female	Unknown Race or Sex	Total
<b>Delinquent</b>								
Ages 10 and Under	0	0	0	1	0	0	0	1
Ages 11 through 12	6	0	0	5	0	0	0	11
Ages 13 through 14	17	1	0	9	0	0	0	27
Ages 15 through 16	44	0	0	20	0	0	0	64
Ages 17 through 18	46	0	0	8	0	0	0	54
Ages 19 and Over	0	0	0	0	0	0	0	0
<b>Total</b>	<b>113</b>	<b>1</b>	<b>0</b>	<b>43</b>	<b>0</b>	<b>0</b>	<b>0</b>	<b>157</b>
<b>Status</b>								
Ages 10 and Under	13	0	0	14	0	0	0	27
Ages 11 through 12	4	0	0	3	0	0	0	7
Ages 13 through 14	14	0	0	9	0	0	0	23
Ages 15 through 16	20	0	0	12	0	0	0	32
Ages 17 through 18	6	0	0	3	0	0	0	9
Ages 19 and Over	0	0	0	0	0	0	0	0
<b>Total</b>	<b>57</b>	<b>0</b>	<b>0</b>	<b>41</b>	<b>0</b>	<b>0</b>	<b>0</b>	<b>98</b>
<b>Dependency and Neglect</b>								
Ages 10 and Under	1	0	0	3	0	0	0	4
Ages 11 through 12	0	0	0	1	0	0	0	1
Ages 13 through 14	0	0	0	0	0	0	0	0
Ages 15 through 16	0	0	0	1	0	0	0	1
Ages 17 through 18	0	0	0	2	0	0	0	2
Ages 19 and Over	0	0	0	0	0	0	0	0
<b>Total</b>	<b>1</b>	<b>0</b>	<b>0</b>	<b>7</b>	<b>0</b>	<b>0</b>	<b>0</b>	<b>8</b>
<b>Other Violations</b>								
Ages 10 and Under	0	0	0	0	0	0	0	0
Ages 11 through 12	0	0	0	0	0	0	0	0
Ages 13 through 14	0	0	0	0	0	0	0	0
Ages 15 through 16	0	0	0	0	0	0	0	0
Ages 17 through 18	0	0	0	0	0	0	0	0
Ages 19 and Over	0	0	0	0	0	0	0	0
<b>Total</b>	<b>0</b>	<b>0</b>	<b>0</b>	<b>0</b>	<b>0</b>	<b>0</b>	<b>0</b>	<b>0</b>

**TENNESSEE COUNCIL OF JUVENILE AND FAMILY COURT JUDGES  
2008 UNION COUNTY JUVENILE COURT STATISTICAL DATA**

**Referrals by Type of Offense, Age Group, Race and Sex for CY 2008**

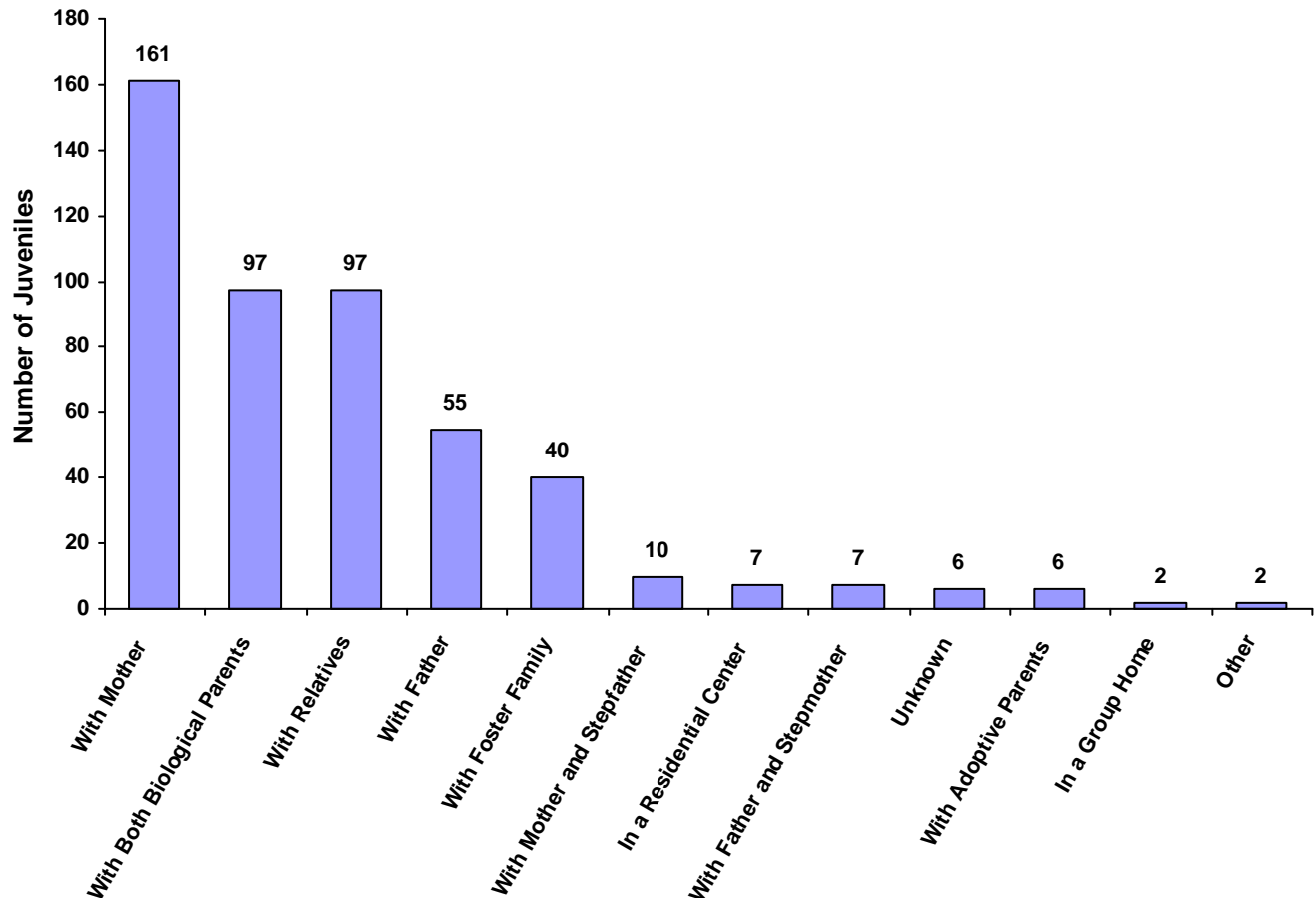
	White Male	African American Male	Other Race Male	White Female	African American Female	Other Race Female	Unknown Race or Sex	Total
<b>Special Proceedings</b>								
Ages 10 and Under	130	0	0	130	0	0	0	260
Ages 11 through 12	12	0	0	13	0	0	0	25
Ages 13 through 14	52	0	0	29	0	0	0	81
Ages 15 through 16	72	0	0	37	0	0	0	109
Ages 17 through 18	51	0	0	25	0	0	0	76
Ages 19 and Over	1	0	0	0	0	0	0	1
<b>Total</b>	<b>318</b>	<b>0</b>	<b>0</b>	<b>234</b>	<b>0</b>	<b>0</b>	<b>0</b>	<b>552</b>
<b>Other</b>								
Ages 10 and Under	5	0	0	3	0	0	0	8
Ages 11 through 12	1	0	0	0	0	0	0	1
Ages 13 through 14	0	0	0	2	0	0	0	2
Ages 15 through 16	2	0	0	0	0	0	0	2
Ages 17 through 18	1	0	0	1	0	0	0	2
Ages 19 and Over	0	0	0	0	0	0	0	0
<b>Total</b>	<b>9</b>	<b>0</b>	<b>0</b>	<b>6</b>	<b>0</b>	<b>0</b>	<b>0</b>	<b>15</b>
<b>Grand Total</b>	<b>498</b>	<b>1</b>	<b>0</b>	<b>331</b>	<b>0</b>	<b>0</b>	<b>0</b>	<b>830</b>

**TENNESSEE COUNCIL OF JUVENILE AND FAMILY COURT JUDGES  
2008 UNION COUNTY JUVENILE COURT STATISTICAL DATA**

**Living Arrangement of Juveniles by Race and Sex for CY 2008**

	White Male	African American Male	Other Race Male	White Female	African American Female	Other Race Female	Unknown Race or Sex	Total	% of All Children Referred
With Both Biological Parents	68	0	0	29	0	0	0	97	19.80%
With Father and Stepmother	6	0	0	1	0	0	0	7	1.43%
With Mother and Stepfather	6	0	0	4	0	0	0	10	2.04%
With Mother	96	0	0	65	0	0	0	161	32.86%
With Father	40	0	0	15	0	0	0	55	11.22%
With Relatives	49	0	0	48	0	0	0	97	19.80%
With Adoptive Parents	5	0	0	1	0	0	0	6	1.22%
With Foster Family	17	0	0	23	0	0	0	40	8.16%
In a Group Home	1	0	0	1	0	0	0	2	0.41%
In a Residential Center	5	0	0	2	0	0	0	7	1.43%
In an Institution	0	0	0	0	0	0	0	0	0.00%
Independent	0	0	0	0	0	0	0	0	0.00%
Unknown	3	1	0	2	0	0	0	6	1.22%
Other	2	0	0	0	0	0	0	2	0.41%
<b>Totals</b>	<b>298</b>	<b>1</b>	<b>0</b>	<b>191</b>	<b>0</b>	<b>0</b>	<b>0</b>	<b>490</b>	

**Living Arrangement of Juveniles**





**TENNESSEE COUNCIL OF JUVENILE AND FAMILY COURT JUDGES  
2008 UNION COUNTY JUVENILE COURT STATISTICAL DATA**

**Last Grade Completed by Children by Race and Sex for CY 2008**

	White Male	African American Male	Other Race Male	White Female	African American Female	Other Race Female	Unknown Race or Sex	Total	% of All Children Referred
Too Young for School	39	0	0	49	0	0	0	88	17.96%
Preschool	0	0	0	0	0	0	0	0	0.00%
Kindergarten	7	0	0	5	0	0	0	12	2.45%
1st Grade	7	0	0	11	0	0	0	18	3.67%
2nd Grade	11	0	0	8	0	0	0	19	3.88%
3rd Grade	10	0	0	7	0	0	0	17	3.47%
4th Grade	13	0	0	7	0	0	0	20	4.08%
5th Grade	11	0	0	3	0	0	0	14	2.86%
6th Grade	11	0	0	8	0	0	0	19	3.88%
7th Grade	14	0	0	17	0	0	0	31	6.33%
8th Grade	27	0	0	10	0	0	0	37	7.55%
9th Grade	45	0	0	27	0	0	0	72	14.69%
10th Grade	40	0	0	21	0	0	0	61	12.45%
11th Grade	28	0	0	8	0	0	0	36	7.35%
12th Grade	11	0	0	1	0	0	0	12	2.45%
Non-Graded Special Ed	0	0	0	0	0	0	0	0	0.00%
GED	1	0	0	2	0	0	0	3	0.61%
Graduated	4	0	0	0	0	0	0	4	0.82%
Never Attended School	0	0	0	0	0	0	0	0	0.00%
Unknown	19	1	0	7	0	0	0	27	5.51%
Other	0	0	0	0	0	0	0	0	0.00%
<b>Totals</b>	<b>298</b>	<b>1</b>	<b>0</b>	<b>191</b>	<b>0</b>	<b>0</b>	<b>0</b>	<b>490</b>	

**Children Enrolled in School**

	Children	% of All Children
Enrolled	381	77.76%
Not Enrolled	97	19.80%
Unknown	12	2.45%
	<b>490</b>	

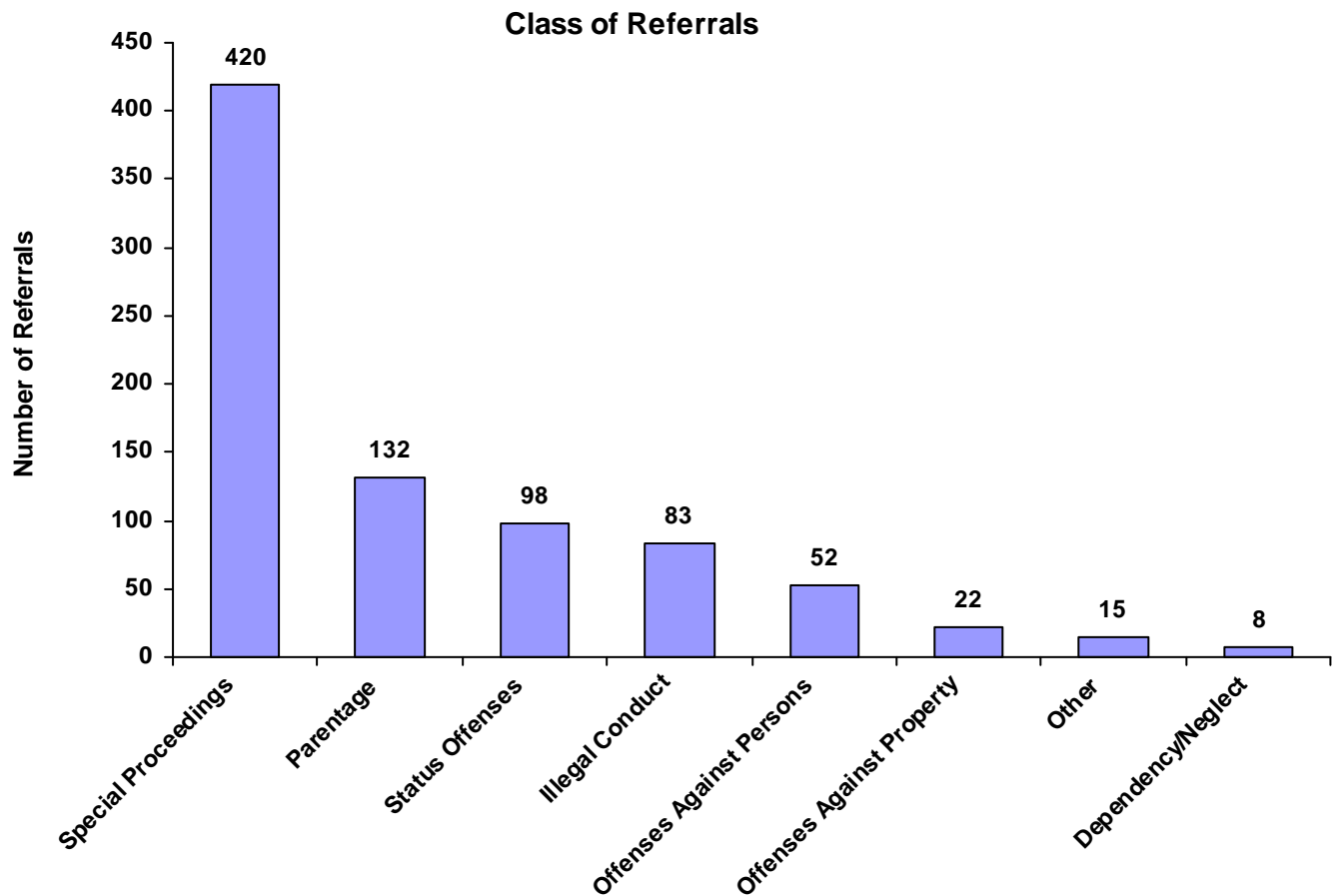
**Children Enrolled in Special Education**

	Children	% of All Children
Enrolled	24	4.90%
Not Enrolled	441	90.00%
Unknown	25	5.10%
	<b>490</b>	

**TENNESSEE COUNCIL OF JUVENILE AND FAMILY COURT JUDGES  
2008 UNION COUNTY JUVENILE COURT STATISTICAL DATA**

**Class of Referrals by Race and Sex for CY 2008**

	White Male	African American Male	Other Race Male	White Female	African American Female	Other Race Female	Unknown Race or Sex	Total	% of Total Referrals
Offenses Against Persons	37	0	0	15	0	0	0	52	6.27%
Offenses Against Property	17	1	0	4	0	0	0	22	2.65%
Illegal Conduct	59	0	0	24	0	0	0	83	10.00%
Status Offenses	57	0	0	41	0	0	0	98	11.81%
Dependency/Neglect	1	0	0	7	0	0	0	8	0.96%
Other Violation Proceedings	0	0	0	0	0	0	0	0	0.00%
Parentage	69	0	0	63	0	0	0	132	15.90%
Special Proceedings	249	0	0	171	0	0	0	420	50.60%
Other	9	0	0	6	0	0	0	15	1.81%
<b>Totals</b>	<b>498</b>	<b>1</b>	<b>0</b>	<b>331</b>	<b>0</b>	<b>0</b>	<b>0</b>	<b>830</b>	



**TENNESSEE COUNCIL OF JUVENILE AND FAMILY COURT JUDGES  
2008 UNION COUNTY JUVENILE COURT STATISTICAL DATA**

**Referrals by Class and Type Of Offense by Race and Sex for CY 2008**

	White Male	African American Male	Other Race Male	White Female	African American Female	Other Race Female	Unknown Race or Sex	Total
<b><u>Offenses Against Persons</u></b>								
Assault	30	0	0	14	0	0	0	44
Rape	2	0	0	0	0	0	0	2
Other Sexual Offenses	2	0	0	0	0	0	0	2
2nd Degree Murder	0	0	0	1	0	0	0	1
Rape of a Child	1	0	0	0	0	0	0	1
Aggravated Vehicular Homicide	1	0	0	0	0	0	0	1
Reckless Endangerment	1	0	0	0	0	0	0	1
Criminal Homicide	0	0	0	0	0	0	0	0
1st Degree Murder	0	0	0	0	0	0	0	0
Aggravated Rape	0	0	0	0	0	0	0	0
Esp. Aggravated Robbery	0	0	0	0	0	0	0	0
Esp. Aggravated Kidnapping	0	0	0	0	0	0	0	0
Aggravated Robbery	0	0	0	0	0	0	0	0
Aggravated Kidnapping	0	0	0	0	0	0	0	0
Aggravated Child Abuse / Neglect	0	0	0	0	0	0	0	0
Aggravated Sexual Battery	0	0	0	0	0	0	0	0
Voluntary Manslaughter	0	0	0	0	0	0	0	0
Vehicular Homicide	0	0	0	0	0	0	0	0
Sexual Abuse of a Child	0	0	0	0	0	0	0	0
Aggravated Assault	0	0	0	0	0	0	0	0
Robbery	0	0	0	0	0	0	0	0
Criminally Negligent Homicide	0	0	0	0	0	0	0	0
Attempted Crime Against a Person	0	0	0	0	0	0	0	0
<b>Totals</b>	<b>37</b>	<b>0</b>	<b>0</b>	<b>15</b>	<b>0</b>	<b>0</b>	<b>0</b>	<b>52</b>
<b><u>Offenses Against Property</u></b>								
Vandalism	9	1	0	2	0	0	0	12
Theft of Property	6	0	0	2	0	0	0	8
Burglary	2	0	0	0	0	0	0	2
Aggravated Arson	0	0	0	0	0	0	0	0
Arson	0	0	0	0	0	0	0	0
Aggravated Burglary	0	0	0	0	0	0	0	0
Forgery	0	0	0	0	0	0	0	0
Worthless Checks	0	0	0	0	0	0	0	0
Illegal Poss/Use of Credit/Debit Cards	0	0	0	0	0	0	0	0
Unauthorized Use of a Vehicle	0	0	0	0	0	0	0	0
Cruelty to Animals	0	0	0	0	0	0	0	0
<b>Totals</b>	<b>17</b>	<b>1</b>	<b>0</b>	<b>4</b>	<b>0</b>	<b>0</b>	<b>0</b>	<b>22</b>

**TENNESSEE COUNCIL OF JUVENILE AND FAMILY COURT JUDGES  
2008 UNION COUNTY JUVENILE COURT STATISTICAL DATA**

**Referrals by Class and Type Of Offense by Race and Sex for CY 2008**

	White Male	African American Male	Other Race Male	White Female	African American Female	Other Race Female	Unknown Race or Sex	Total
<b><u>Illegal Conduct</u></b>								
Traffic	25	0	0	4	0	0	0	29
Possession of Controlled Substances	11	0	0	7	0	0	0	18
Possession/Consumption of Alcohol	6	0	0	1	0	0	0	7
Filing a False Police Report	2	0	0	3	0	0	0	5
Disorderly Conduct	3	0	0	2	0	0	0	5
Carrying Weapons on School Property	4	0	0	0	0	0	0	4
Violation of Probation	0	0	0	4	0	0	0	4
Other Drug Offenses	3	0	0	0	0	0	0	3
Criminal Trespass	2	0	0	1	0	0	0	3
Evading Arrest	2	0	0	0	0	0	0	2
Sale of Controlled Substances	0	0	0	1	0	0	0	1
Escape	1	0	0	0	0	0	0	1
Resist Stop/Frisk/Halt/Arrest/Search	0	0	0	1	0	0	0	1
Criminal Attempt	0	0	0	0	0	0	0	0
Unlawful Carrying / Poss of a Weapon	0	0	0	0	0	0	0	0
Driving Under Influence (DUI)	0	0	0	0	0	0	0	0
Aggravated Criminal Trespass	0	0	0	0	0	0	0	0
Harassment	0	0	0	0	0	0	0	0
Failure to Appear	0	0	0	0	0	0	0	0
Criminal Impersonation	0	0	0	0	0	0	0	0
Public Intoxication	0	0	0	0	0	0	0	0
Gambling	0	0	0	0	0	0	0	0
Local Ordinances	0	0	0	0	0	0	0	0
Violation of Wildlife Regulations	0	0	0	0	0	0	0	0
Contempt of Court	0	0	0	0	0	0	0	0
Violation of Aftercare	0	0	0	0	0	0	0	0
<b>Totals</b>	<b>59</b>	<b>0</b>	<b>0</b>	<b>24</b>	<b>0</b>	<b>0</b>	<b>0</b>	<b>83</b>
<b><u>Status Offenses</u></b>								
Truancy	43	0	0	33	0	0	0	76
Possession of Tobacco Products	11	0	0	5	0	0	0	16
Unruly Behavior	1	0	0	3	0	0	0	4
In-State Runaway	2	0	0	0	0	0	0	2
Out-of-State Runaway	0	0	0	0	0	0	0	0
Violation of a Valid Court Order	0	0	0	0	0	0	0	0
Violation of Curfew	0	0	0	0	0	0	0	0
<b>Totals</b>	<b>57</b>	<b>0</b>	<b>0</b>	<b>41</b>	<b>0</b>	<b>0</b>	<b>0</b>	<b>98</b>
<b><u>Dependency/Neglect</u></b>								
Dependency / Neglect	0	0	0	6	0	0	0	6
Termination of Parental Rights	1	0	0	1	0	0	0	2
Sexually Abused Child	0	0	0	0	0	0	0	0
Physically Abused Child	0	0	0	0	0	0	0	0
<b>Totals</b>	<b>1</b>	<b>0</b>	<b>0</b>	<b>7</b>	<b>0</b>	<b>0</b>	<b>0</b>	<b>8</b>

**TENNESSEE COUNCIL OF JUVENILE AND FAMILY COURT JUDGES  
2008 UNION COUNTY JUVENILE COURT STATISTICAL DATA**

**Referrals by Class and Type Of Offense by Race and Sex for CY 2008**

	White Male	African American Male	Other Race Male	White Female	African American Female	Other Race Female	Unknown Race or Sex	Total
<b><u>Other Violation Proceedings</u></b>								
Violation of Pretrial Diversion	0	0	0	0	0	0	0	0
Violation of Informal Adjustment	0	0	0	0	0	0	0	0
<b>Totals</b>	<b>0</b>	<b>0</b>	<b>0</b>	<b>0</b>	<b>0</b>	<b>0</b>	<b>0</b>	<b>0</b>
<b><u>Parentage</u></b>								
Custody	52	0	0	57	0	0	0	109
Visitation	14	0	0	6	0	0	0	20
Paternity / Legitimation	2	0	0	0	0	0	0	2
Child Support	1	0	0	0	0	0	0	1
<b>Totals</b>	<b>69</b>	<b>0</b>	<b>0</b>	<b>63</b>	<b>0</b>	<b>0</b>	<b>0</b>	<b>132</b>
<b><u>Special Proceedings</u></b>								
Judicial Review	177	0	0	111	0	0	0	288
Foster Care Review	72	0	0	60	0	0	0	132
Administrative Review	0	0	0	0	0	0	0	0
Request for Medical Treatment	0	0	0	0	0	0	0	0
Consent to Marry	0	0	0	0	0	0	0	0
<b>Totals</b>	<b>249</b>	<b>0</b>	<b>0</b>	<b>171</b>	<b>0</b>	<b>0</b>	<b>0</b>	<b>420</b>
<b><u>Other</u></b>								
Other	9	0	0	6	0	0	0	15
<b>Totals</b>	<b>9</b>	<b>0</b>	<b>0</b>	<b>6</b>	<b>0</b>	<b>0</b>	<b>0</b>	<b>15</b>
<b>All Referral Totals</b>	<b>498</b>	<b>1</b>	<b>0</b>	<b>331</b>	<b>0</b>	<b>0</b>	<b>0</b>	<b>830</b>

**TENNESSEE COUNCIL OF JUVENILE AND FAMILY COURT JUDGES  
2008 UNION COUNTY JUVENILE COURT STATISTICAL DATA**

**Referral Reasons by Type of Offense, Race and Sex for CY 2008**

	White Male	African American Male	Other Race Male	White Female	African American Female	Other Race Female	Unknown Race or Sex	Total
<b>Delinquent</b>								
Assault	30	0	0	14	0	0	0	44
Traffic	25	0	0	4	0	0	0	29
Possession of Controlled Substances	11	0	0	7	0	0	0	18
Vandalism	9	1	0	2	0	0	0	12
Theft of Property	6	0	0	2	0	0	0	8
Possession/Consumption of Alcohol	6	0	0	1	0	0	0	7
Filing a False Police Report	2	0	0	3	0	0	0	5
Disorderly Conduct	3	0	0	2	0	0	0	5
Carrying Weapons on School Property	4	0	0	0	0	0	0	4
Violation of Probation	0	0	0	4	0	0	0	4
Other Drug Offenses	3	0	0	0	0	0	0	3
Criminal Trespass	2	0	0	1	0	0	0	3
Rape	2	0	0	0	0	0	0	2
Other Sexual Offenses	2	0	0	0	0	0	0	2
Burglary	2	0	0	0	0	0	0	2
Evading Arrest	2	0	0	0	0	0	0	2
2nd Degree Murder	0	0	0	1	0	0	0	1
Rape of a Child	1	0	0	0	0	0	0	1
Aggravated Vehicular Homicide	1	0	0	0	0	0	0	1
Reckless Endangerment	1	0	0	0	0	0	0	1
Sale of Controlled Substances	0	0	0	1	0	0	0	1
Escape	1	0	0	0	0	0	0	1
Resist Stop/Frisk/Halt/Arrest/Search	0	0	0	1	0	0	0	1
Criminal Homicide	0	0	0	0	0	0	0	0
1st Degree Murder	0	0	0	0	0	0	0	0
Aggravated Rape	0	0	0	0	0	0	0	0
Esp. Aggravated Robbery	0	0	0	0	0	0	0	0
Esp. Aggravated Kidnapping	0	0	0	0	0	0	0	0
Aggravated Robbery	0	0	0	0	0	0	0	0
Aggravated Kidnapping	0	0	0	0	0	0	0	0
Aggravated Child Abuse / Neglect	0	0	0	0	0	0	0	0
Aggravated Sexual Battery	0	0	0	0	0	0	0	0
Voluntary Manslaughter	0	0	0	0	0	0	0	0
Vehicular Homicide	0	0	0	0	0	0	0	0
Sexual Abuse of a Child	0	0	0	0	0	0	0	0
Aggravated Assault	0	0	0	0	0	0	0	0
Robbery	0	0	0	0	0	0	0	0
Criminally Negligent Homicide	0	0	0	0	0	0	0	0
Attempted Crime Against a Person	0	0	0	0	0	0	0	0
Aggravated Arson	0	0	0	0	0	0	0	0
Arson	0	0	0	0	0	0	0	0
Aggravated Burglary	0	0	0	0	0	0	0	0
Forgery	0	0	0	0	0	0	0	0
Worthless Checks	0	0	0	0	0	0	0	0
Illegal Poss/Use of Credit/Debit Cards	0	0	0	0	0	0	0	0
Unauthorized Use of a Vehicle	0	0	0	0	0	0	0	0
Cruelty to Animals	0	0	0	0	0	0	0	0
Criminal Attempt	0	0	0	0	0	0	0	0
Unlawful Carrying / Poss of a Weapon	0	0	0	0	0	0	0	0
Driving Under Influence (DUI)	0	0	0	0	0	0	0	0
Aggravated Criminal Trespass	0	0	0	0	0	0	0	0
Harassment	0	0	0	0	0	0	0	0

**TENNESSEE COUNCIL OF JUVENILE AND FAMILY COURT JUDGES  
2008 UNION COUNTY JUVENILE COURT STATISTICAL DATA**

**Referral Reasons by Type of Offense, Race and Sex for CY 2008**

	White Male	African American Male	Other Race Male	White Female	African American Female	Other Race Female	Unknown Race or Sex	Total
<b><u>Delinquent</u></b>								
Failure to Appear	0	0	0	0	0	0	0	0
Criminal Impersonation	0	0	0	0	0	0	0	0
Public Intoxication	0	0	0	0	0	0	0	0
Gambling	0	0	0	0	0	0	0	0
Local Ordinances	0	0	0	0	0	0	0	0
Violation of Wildlife Regulations	0	0	0	0	0	0	0	0
Contempt of Court	0	0	0	0	0	0	0	0
Violation of Aftercare	0	0	0	0	0	0	0	0
<b>Totals</b>	113	1	0	43	0	0	0	157
<b><u>Status</u></b>								
Truancy	43	0	0	33	0	0	0	76
Possession of Tobacco Products	11	0	0	5	0	0	0	16
Unruly Behavior	1	0	0	3	0	0	0	4
In-State Runaway	2	0	0	0	0	0	0	2
Out-of-State Runaway	0	0	0	0	0	0	0	0
Violation of a Valid Court Order	0	0	0	0	0	0	0	0
Violation of Curfew	0	0	0	0	0	0	0	0
<b>Totals</b>	57	0	0	41	0	0	0	98
<b><u>Dependency and Neglect</u></b>								
Dependency / Neglect	0	0	0	6	0	0	0	6
Termination of Parental Rights	1	0	0	1	0	0	0	2
Sexually Abused Child	0	0	0	0	0	0	0	0
Physically Abused Child	0	0	0	0	0	0	0	0
<b>Totals</b>	1	0	0	7	0	0	0	8
<b><u>Other Violations</u></b>								
Violation of Pretrial Diversion	0	0	0	0	0	0	0	0
Violation of Informal Adjustment	0	0	0	0	0	0	0	0
<b>Totals</b>	0	0	0	0	0	0	0	0
<b><u>Special Proceedings</u></b>								
Judicial Review	177	0	0	111	0	0	0	288
Foster Care Review	72	0	0	60	0	0	0	132
Custody	52	0	0	57	0	0	0	109
Visitation	14	0	0	6	0	0	0	20
Paternity / Legitimation	2	0	0	0	0	0	0	2
Child Support	1	0	0	0	0	0	0	1
Administrative Review	0	0	0	0	0	0	0	0
Request for Medical Treatment	0	0	0	0	0	0	0	0
Consent to Marry	0	0	0	0	0	0	0	0
<b>Totals</b>	318	0	0	234	0	0	0	552
<b><u>Other</u></b>								
Other	9	0	0	6	0	0	0	15
<b>Totals</b>	9	0	0	6	0	0	0	15
<b>All Referral Totals</b>	498	1	0	331	0	0	0	830

**TENNESSEE COUNCIL OF JUVENILE AND FAMILY COURT JUDGES  
2008 UNION COUNTY JUVENILE COURT STATISTICAL DATA**

**Top 4 Referral Reasons by Race and Sex for CY 2008**

<b>Sex</b>	<b>Race</b>	<b>Referral Reason</b>	<b>Total</b>
<b>Male</b>			
	White	1. Judicial Review	<b>177</b>
		2. Foster Care Review	<b>72</b>
		3. Custody	<b>52</b>
		4. Truancy	<b>43</b>
	African American	1. Vandalism	<b>1</b>
<b>Female</b>			
	White	1. Judicial Review	<b>111</b>
		2. Foster Care Review	<b>60</b>
		3. Custody	<b>57</b>
		4. Truancy	<b>33</b>



**TENNESSEE COUNCIL OF JUVENILE AND FAMILY COURT JUDGES  
2008 UNION COUNTY JUVENILE COURT STATISTICAL DATA**

**Top 4 Referral Reasons by Race and Sex and by Type of Offense for CY 2008**

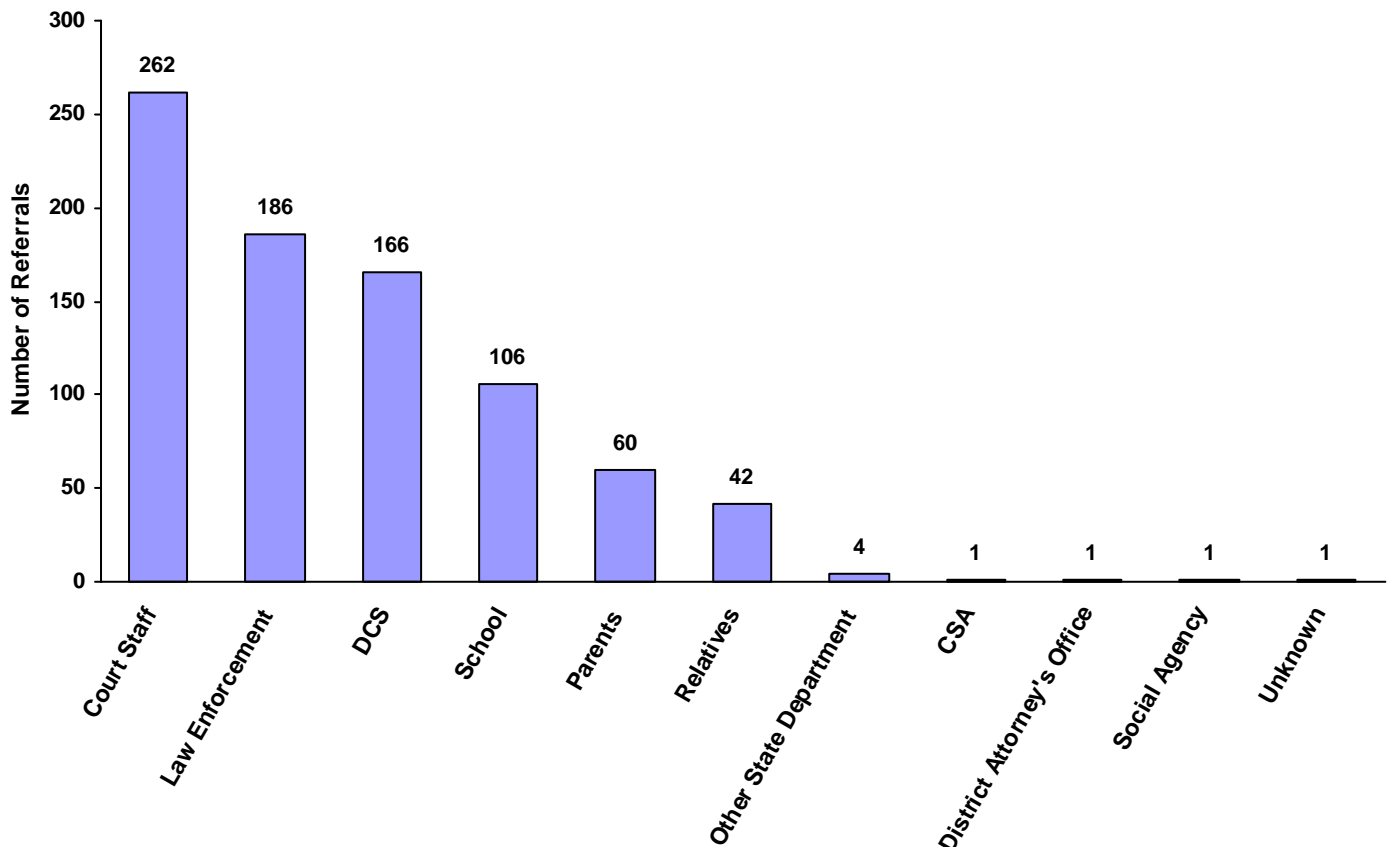
<b>Sex</b>	<b>Race</b>	<b>Referral Type</b>	<b>Referral Reason</b>	<b>Total</b>
Male	White	Delinquent	1. Assault	30
			2. Traffic	25
			3. Possession of Controlled Substances	11
			4. Vandalism	9
		Status	1. Truancy	43
			2. Possession of Tobacco Products	11
			3. In-State Runaway	2
			4. Unruly Behavior	1
		Dependency and Neglect	1. Termination of Parental Rights	1
			Special Proceedings	177
		Special Proceedings	1. Judicial Review	177
			2. Foster Care Review	72
			3. Custody	52
			4. Visitation	14
		Other	1. Other	9
Male	African American	Delinquent	1. Vandalism	1
Female	White	Delinquent	1. Assault	14
			2. Possession of Controlled Substances	7
			3. Violation of Probation	4
			4. Traffic	4
		Status	1. Truancy	33
			2. Possession of Tobacco Products	5
			3. Unruly Behavior	3
			4. Dependency / Neglect	6
		Dependency and Neglect	1. Dependency / Neglect	6
			2. Termination of Parental Rights	1
		Special Proceedings	1. Judicial Review	111
			2. Foster Care Review	60
			3. Custody	57
			4. Visitation	6
		Other	1. Other	6

**TENNESSEE COUNCIL OF JUVENILE AND FAMILY COURT JUDGES  
2008 UNION COUNTY JUVENILE COURT STATISTICAL DATA**

**Source of Referrals by Race and Sex for CY 2008**

	White Male	African American Male	Other Race Male	White Female	African American Female	Other Race Female	Unknown Race or Sex	Total	% of Total Referrals
Law Enforcement	133	1	0	52	0	0	0	186	22.41%
Parents	28	0	0	32	0	0	0	60	7.23%
Relatives	21	0	0	21	0	0	0	42	5.06%
Self	0	0	0	0	0	0	0	0	0.00%
School	60	0	0	46	0	0	0	106	12.77%
CSA	1	0	0	0	0	0	0	1	0.12%
DCS	90	0	0	76	0	0	0	166	20.00%
Other State Department	0	0	0	4	0	0	0	4	0.48%
District Attorney's Office	1	0	0	0	0	0	0	1	0.12%
Court Staff	163	0	0	99	0	0	0	262	31.57%
Social Agency	0	0	0	1	0	0	0	1	0.12%
Other Court	0	0	0	0	0	0	0	0	0.00%
Victim	0	0	0	0	0	0	0	0	0.00%
Child & Parent	0	0	0	0	0	0	0	0	0.00%
Hospital	0	0	0	0	0	0	0	0	0.00%
Unknown	1	0	0	0	0	0	0	1	0.12%
Other	0	0	0	0	0	0	0	0	0.00%
<b>Totals</b>	<b>498</b>	<b>1</b>	<b>0</b>	<b>331</b>	<b>0</b>	<b>0</b>	<b>0</b>	<b>830</b>	

**Total Source of Referrals**



**TENNESSEE COUNCIL OF JUVENILE AND FAMILY COURT JUDGES  
2008 UNION COUNTY JUVENILE COURT STATISTICAL DATA**

**Six Most Frequent Referral Reasons by Source, Race and Sex for CY 2008**

	White Male	African American Male	Other Race Male	White Female	African American Female	Other Race Female	Unknown Race or Sex	Total
<b><u>Law Enforcement</u></b>								
1. Assault	28	0	0	14	0	0	0	42
2. Traffic	25	0	0	4	0	0	0	29
3. Possession of Controlled Substances	11	0	0	7	0	0	0	18
4. Possession of Tobacco Products	11	0	0	5	0	0	0	16
5. Vandalism	9	1	0	2	0	0	0	12
6. Theft of Property	6	0	0	2	0	0	0	8
<b><u>Parents</u></b>								
1. Custody	17	0	0	25	0	0	0	42
2. Visitation	7	0	0	4	0	0	0	11
3. Other	1	0	0	1	0	0	0	2
4. Paternity / Legitimation	2	0	0	0	0	0	0	2
5. Disorderly Conduct	0	0	0	1	0	0	0	1
6. In-State Runaway	1	0	0	0	0	0	0	1
<b><u>Relatives</u></b>								
1. Custody	18	0	0	17	0	0	0	35
2. Judicial Review	1	0	0	2	0	0	0	3
3. Visitation	2	0	0	1	0	0	0	3
4. Unruly Behavior	0	0	0	1	0	0	0	1
5. NO REFERRAL SUBMITTED	0	0	0	0	0	0	0	0
<b><u>Self</u></b>								
1. NO REFERRAL SUBMITTED	0	0	0	0	0	0	0	0
<b><u>School</u></b>								
1. Truancy	38	0	0	33	0	0	0	71
2. Judicial Review	22	0	0	13	0	0	0	35
3. NO REFERRAL SUBMITTED	0	0	0	0	0	0	0	0
<b><u>Community Service Agencies</u></b>								
1. Custody	1	0	0	0	0	0	0	1
2. NO REFERRAL SUBMITTED	0	0	0	0	0	0	0	0
<b><u>Department of Children's Services</u></b>								
1. Foster Care Review	69	0	0	56	0	0	0	125
2. Judicial Review	9	0	0	6	0	0	0	15
3. Custody	6	0	0	7	0	0	0	13
4. Dependency / Neglect	0	0	0	4	0	0	0	4
5. Other	2	0	0	2	0	0	0	4
6. Termination of Parental Rights	1	0	0	1	0	0	0	2
<b><u>Other State Department</u></b>								
1. Violation of Probation	0	0	0	4	0	0	0	4
2. NO REFERRAL SUBMITTED	0	0	0	0	0	0	0	0

**TENNESSEE COUNCIL OF JUVENILE AND FAMILY COURT JUDGES  
2008 UNION COUNTY JUVENILE COURT STATISTICAL DATA**

**Six Most Frequent Referral Reasons by Source, Race and Sex for CY 2008**

	White Male	African American Male	Other Race Male	White Female	African American Female	Other Race Female	Unknown Race or Sex	Total
<b><u>District Attorney's Office</u></b>								
1. Judicial Review	1	0	0	0	0	0	0	1
2. NO REFERRAL SUBMITTED	0	0	0	0	0	0	0	0
<b><u>Court Staff</u></b>								
1. Judicial Review	140	0	0	86	0	0	0	226
2. Custody	8	0	0	7	0	0	0	15
3. Foster Care Review	3	0	0	4	0	0	0	7
4. Visitation	5	0	0	1	0	0	0	6
5. Other	3	0	0	0	0	0	0	3
6. Assault	2	0	0	0	0	0	0	2
<b><u>Social Agency</u></b>								
1. Judicial Review	0	0	0	1	0	0	0	1
2. NO REFERRAL SUBMITTED	0	0	0	0	0	0	0	0
<b><u>Other Court</u></b>								
1. NO REFERRAL SUBMITTED	0	0	0	0	0	0	0	0
<b><u>Victim</u></b>								
1. NO REFERRAL SUBMITTED	0	0	0	0	0	0	0	0
<b><u>Child &amp; Parent</u></b>								
1. NO REFERRAL SUBMITTED	0	0	0	0	0	0	0	0
<b><u>Hospital</u></b>								
1. NO REFERRAL SUBMITTED	0	0	0	0	0	0	0	0
<b><u>Unknown</u></b>								
1. Child Support	1	0	0	0	0	0	0	1
2. NO REFERRAL SUBMITTED	0	0	0	0	0	0	0	0
<b><u>Other</u></b>								
1. NO REFERRAL SUBMITTED	0	0	0	0	0	0	0	0

**TENNESSEE COUNCIL OF JUVENILE AND FAMILY COURT JUDGES  
2008 UNION COUNTY JUVENILE COURT STATISTICAL DATA**

**Source of Referrals by Type of Offense, Race and Sex for CY 2008**

	White Male	African American Male	Other Race Male	White Female	African American Female	Other Race Female	Unknown Race or Sex	Total
<b><u>Delinquent</u></b>								
Law Enforcement	109	1	0	38	0	0	0	148
Other State Department	0	0	0	4	0	0	0	4
Court Staff	3	0	0	0	0	0	0	3
DCS	1	0	0	0	0	0	0	1
Parents	0	0	0	1	0	0	0	1
Child & Parent	0	0	0	0	0	0	0	0
CSA	0	0	0	0	0	0	0	0
District Attorney's Office	0	0	0	0	0	0	0	0
Hospital	0	0	0	0	0	0	0	0
Other	0	0	0	0	0	0	0	0
Other Court	0	0	0	0	0	0	0	0
Relatives	0	0	0	0	0	0	0	0
School	0	0	0	0	0	0	0	0
Self	0	0	0	0	0	0	0	0
Social Agency	0	0	0	0	0	0	0	0
Unknown	0	0	0	0	0	0	0	0
Victim	0	0	0	0	0	0	0	0
<b>Totals</b>	<b>113</b>	<b>1</b>	<b>0</b>	<b>43</b>	<b>0</b>	<b>0</b>	<b>0</b>	<b>157</b>

<b><u>Status/Unruly</u></b>								
School	38	0	0	33	0	0	0	71
Law Enforcement	15	0	0	6	0	0	0	21
DCS	2	0	0	0	0	0	0	2
Parents	1	0	0	1	0	0	0	2
Court Staff	1	0	0	0	0	0	0	1
Relatives	0	0	0	1	0	0	0	1
Child & Parent	0	0	0	0	0	0	0	0
CSA	0	0	0	0	0	0	0	0
District Attorney's Office	0	0	0	0	0	0	0	0
Hospital	0	0	0	0	0	0	0	0
Other	0	0	0	0	0	0	0	0
Other Court	0	0	0	0	0	0	0	0
Other State Department	0	0	0	0	0	0	0	0
Self	0	0	0	0	0	0	0	0
Social Agency	0	0	0	0	0	0	0	0
Unknown	0	0	0	0	0	0	0	0
Victim	0	0	0	0	0	0	0	0
<b>Totals</b>	<b>57</b>	<b>0</b>	<b>0</b>	<b>41</b>	<b>0</b>	<b>0</b>	<b>0</b>	<b>98</b>

**TENNESSEE COUNCIL OF JUVENILE AND FAMILY COURT JUDGES  
2008 UNION COUNTY JUVENILE COURT STATISTICAL DATA**

**Source of Referrals by Type of Offense, Race and Sex for CY 2008**

	White Male	African American Male	Other Race Male	White Female	African American Female	Other Race Female	Unknown Race or Sex	Total
<b><u>Dependency and Neglect</u></b>								
DCS	1	0	0	5	0	0	0	6
Court Staff	0	0	0	1	0	0	0	1
Law Enforcement	0	0	0	1	0	0	0	1
Child & Parent	0	0	0	0	0	0	0	0
CSA	0	0	0	0	0	0	0	0
District Attorney's Office	0	0	0	0	0	0	0	0
Hospital	0	0	0	0	0	0	0	0
Other	0	0	0	0	0	0	0	0
Other Court	0	0	0	0	0	0	0	0
Other State Department	0	0	0	0	0	0	0	0
Parents	0	0	0	0	0	0	0	0
Relatives	0	0	0	0	0	0	0	0
School	0	0	0	0	0	0	0	0
Self	0	0	0	0	0	0	0	0
Social Agency	0	0	0	0	0	0	0	0
Unknown	0	0	0	0	0	0	0	0
Victim	0	0	0	0	0	0	0	0
<b>Totals</b>	<b>1</b>	<b>0</b>	<b>0</b>	<b>7</b>	<b>0</b>	<b>0</b>	<b>0</b>	<b>8</b>

<b><u>Other Violations</u></b>								
Child & Parent	0	0	0	0	0	0	0	0
Court Staff	0	0	0	0	0	0	0	0
CSA	0	0	0	0	0	0	0	0
DCS	0	0	0	0	0	0	0	0
District Attorney's Office	0	0	0	0	0	0	0	0
Hospital	0	0	0	0	0	0	0	0
Law Enforcement	0	0	0	0	0	0	0	0
Other	0	0	0	0	0	0	0	0
Other Court	0	0	0	0	0	0	0	0
Other State Department	0	0	0	0	0	0	0	0
Parents	0	0	0	0	0	0	0	0
Relatives	0	0	0	0	0	0	0	0
School	0	0	0	0	0	0	0	0
Self	0	0	0	0	0	0	0	0
Social Agency	0	0	0	0	0	0	0	0
Unknown	0	0	0	0	0	0	0	0
Victim	0	0	0	0	0	0	0	0
<b>Totals</b>	<b>0</b>	<b>0</b>	<b>0</b>	<b>0</b>	<b>0</b>	<b>0</b>	<b>0</b>	<b>0</b>

**TENNESSEE COUNCIL OF JUVENILE AND FAMILY COURT JUDGES  
2008 UNION COUNTY JUVENILE COURT STATISTICAL DATA**

**Source of Referrals by Type of Offense, Race and Sex for CY 2008**

	White Male	African American Male	Other Race Male	White Female	African American Female	Other Race Female	Unknown Race or Sex	Total
<b><u>Special Proceedings</u></b>								
Court Staff	156	0	0	98	0	0	0	254
DCS	84	0	0	69	0	0	0	153
Parents	26	0	0	29	0	0	0	55
Relatives	21	0	0	20	0	0	0	41
School	22	0	0	13	0	0	0	35
Law Enforcement	6	0	0	4	0	0	0	10
CSA	1	0	0	0	0	0	0	1
District Attorney's Office	1	0	0	0	0	0	0	1
Social Agency	0	0	0	1	0	0	0	1
Unknown	1	0	0	0	0	0	0	1
Child & Parent	0	0	0	0	0	0	0	0
Hospital	0	0	0	0	0	0	0	0
Other	0	0	0	0	0	0	0	0
Other Court	0	0	0	0	0	0	0	0
Other State Department	0	0	0	0	0	0	0	0
Self	0	0	0	0	0	0	0	0
Victim	0	0	0	0	0	0	0	0
<b>Totals</b>	<b>318</b>	<b>0</b>	<b>0</b>	<b>234</b>	<b>0</b>	<b>0</b>	<b>0</b>	<b>552</b>
<b><u>Other</u></b>								
Law Enforcement	3	0	0	3	0	0	0	6
DCS	2	0	0	2	0	0	0	4
Court Staff	3	0	0	0	0	0	0	3
Parents	1	0	0	1	0	0	0	2
Child & Parent	0	0	0	0	0	0	0	0
CSA	0	0	0	0	0	0	0	0
District Attorney's Office	0	0	0	0	0	0	0	0
Hospital	0	0	0	0	0	0	0	0
Other	0	0	0	0	0	0	0	0
Other Court	0	0	0	0	0	0	0	0
Other State Department	0	0	0	0	0	0	0	0
Relatives	0	0	0	0	0	0	0	0
School	0	0	0	0	0	0	0	0
Self	0	0	0	0	0	0	0	0
Social Agency	0	0	0	0	0	0	0	0
Unknown	0	0	0	0	0	0	0	0
Victim	0	0	0	0	0	0	0	0
<b>Totals</b>	<b>9</b>	<b>0</b>	<b>0</b>	<b>6</b>	<b>0</b>	<b>0</b>	<b>0</b>	<b>15</b>
<b>All Referral Source Totals</b>	<b>498</b>	<b>1</b>	<b>0</b>	<b>331</b>	<b>0</b>	<b>0</b>	<b>0</b>	<b>830</b>

**TENNESSEE COUNCIL OF JUVENILE AND FAMILY COURT JUDGES  
2008 UNION COUNTY JUVENILE COURT STATISTICAL DATA**

**Children Referred for Unlawful Carrying/Possession of a Weapon for CY 2008  
Total Children = 490**

	White Male	African American Male	Other Race Male	White Female	African American Female	Other Race Female	Unknown Race or Sex	Total	% of All Children Referred
Age Under 1	0	0	0	0	0	0	0	0	0.00%
Age 1	0	0	0	0	0	0	0	0	0.00%
Age 2	0	0	0	0	0	0	0	0	0.00%
Age 3	0	0	0	0	0	0	0	0	0.00%
Age 4	0	0	0	0	0	0	0	0	0.00%
Age 5	0	0	0	0	0	0	0	0	0.00%
Age 6	0	0	0	0	0	0	0	0	0.00%
Age 7	0	0	0	0	0	0	0	0	0.00%
Age 8	0	0	0	0	0	0	0	0	0.00%
Age 9	0	0	0	0	0	0	0	0	0.00%
Age 10	0	0	0	0	0	0	0	0	0.00%
Age 11	0	0	0	0	0	0	0	0	0.00%
Age 12	0	0	0	0	0	0	0	0	0.00%
Age 13	0	0	0	0	0	0	0	0	0.00%
Age 14	0	0	0	0	0	0	0	0	0.00%
Age 15	0	0	0	0	0	0	0	0	0.00%
Age 16	0	0	0	0	0	0	0	0	0.00%
Age 17	0	0	0	0	0	0	0	0	0.00%
Age 18	0	0	0	0	0	0	0	0	0.00%
Age 19 and Over	0	0	0	0	0	0	0	0	0.00%
<b>Totals</b>	<b>0</b>	<b>0</b>	<b>0</b>	<b>0</b>	<b>0</b>	<b>0</b>	<b>0</b>	<b>0</b>	

**Total Children Referred for Unlawfully Carrying/Possessing Weapons**



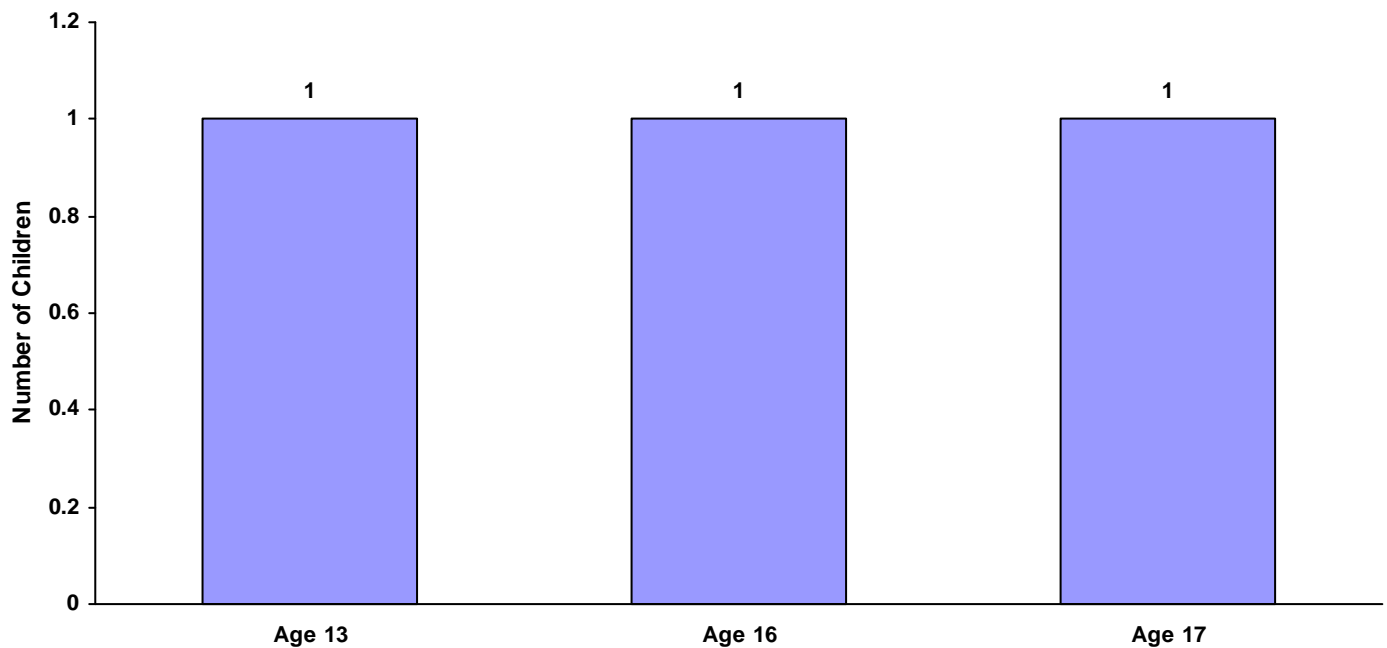
**TENNESSEE COUNCIL OF JUVENILE AND FAMILY COURT JUDGES  
2008 UNION COUNTY JUVENILE COURT STATISTICAL DATA**

**Children Referred for Carrying Weapons on School Property for CY 2008**

**Total Children = 490**

	White Male	African American Male	Other Race Male	White Female	African American Female	Other Race Female	Unknown Race or Sex	Total	% of Children Referred
Age Under 1	0	0	0	0	0	0	0	0	0.00%
Age 1	0	0	0	0	0	0	0	0	0.00%
Age 2	0	0	0	0	0	0	0	0	0.00%
Age 3	0	0	0	0	0	0	0	0	0.00%
Age 4	0	0	0	0	0	0	0	0	0.00%
Age 5	0	0	0	0	0	0	0	0	0.00%
Age 6	0	0	0	0	0	0	0	0	0.00%
Age 7	0	0	0	0	0	0	0	0	0.00%
Age 8	0	0	0	0	0	0	0	0	0.00%
Age 9	0	0	0	0	0	0	0	0	0.00%
Age 10	0	0	0	0	0	0	0	0	0.00%
Age 11	0	0	0	0	0	0	0	0	0.00%
Age 12	0	0	0	0	0	0	0	0	0.00%
Age 13	1	0	0	0	0	0	0	1	0.20%
Age 14	0	0	0	0	0	0	0	0	0.00%
Age 15	0	0	0	0	0	0	0	0	0.00%
Age 16	1	0	0	0	0	0	0	1	0.20%
Age 17	1	0	0	0	0	0	0	1	0.20%
Age 18	0	0	0	0	0	0	0	0	0.00%
Age 19 and Over	0	0	0	0	0	0	0	0	0.00%
<b>Totals</b>	<b>3</b>	<b>0</b>	<b>0</b>	<b>0</b>	<b>0</b>	<b>0</b>	<b>0</b>	<b>3</b>	

**Total Children Referred for Carrying Weapons on School Property**

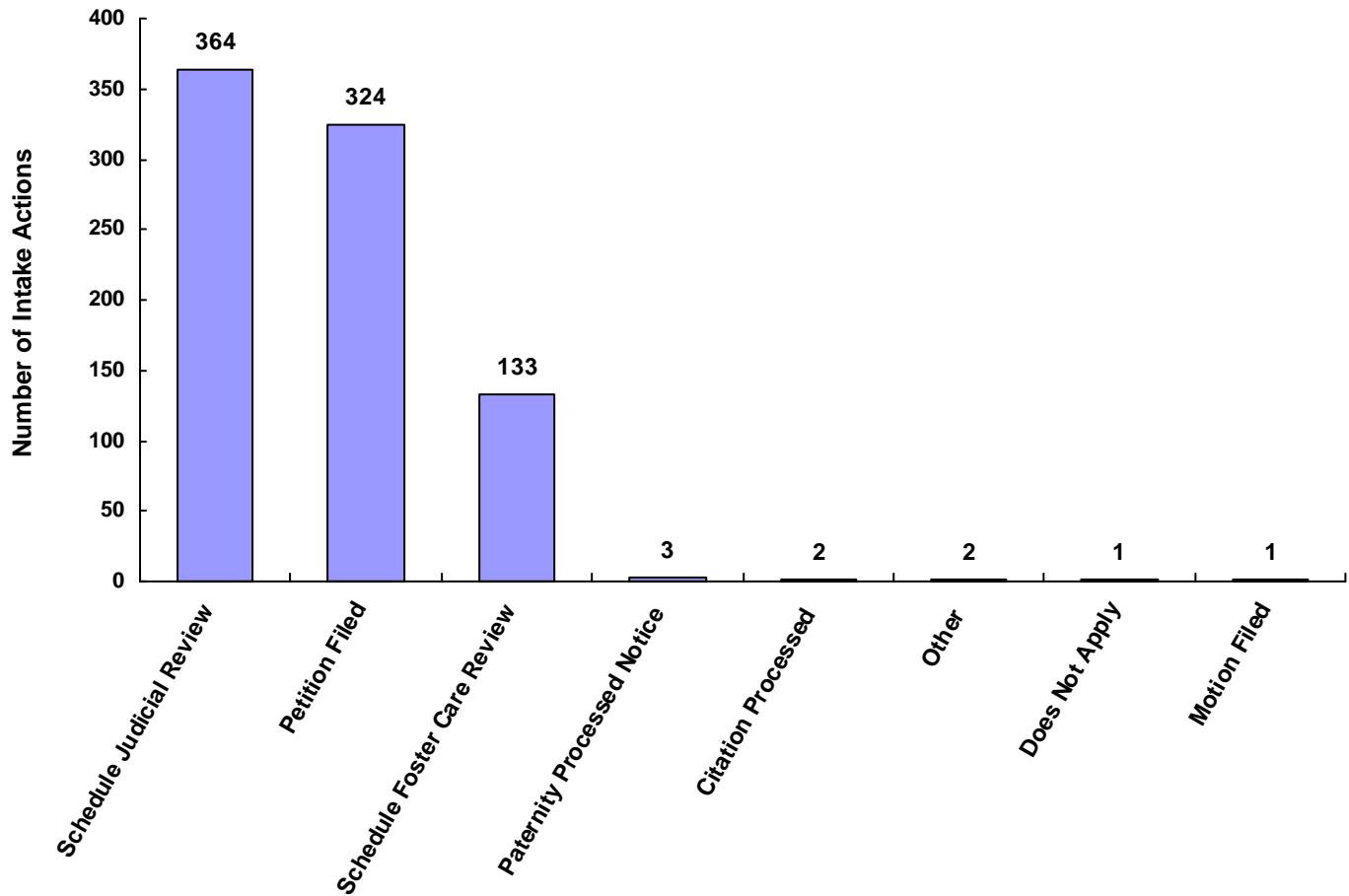


**TENNESSEE COUNCIL OF JUVENILE AND FAMILY COURT JUDGES  
2008 UNION COUNTY JUVENILE COURT STATISTICAL DATA**

**Intake Actions at Referral by Race and Sex for CY 2008**

	White Male	African American Male	Other Race Male	White Female	African American Female	Other Race Female	Unknown Race or Sex	Total	% of Total Referrals
Petition Filed	192	1	0	131	0	0	0	324	39.04%
Motion Filed	1	0	0	0	0	0	0	1	0.12%
Citation Processed	2	0	0	0	0	0	0	2	0.24%
Paternity Processed Notice	3	0	0	0	0	0	0	3	0.36%
Schedule Judicial Review	228	0	0	136	0	0	0	364	43.86%
Schedule Admin Review	0	0	0	0	0	0	0	0	0.00%
Schedule Foster Care Review	71	0	0	62	0	0	0	133	16.02%
Unknown	0	0	0	0	0	0	0	0	0.00%
Does Not Apply	0	0	0	1	0	0	0	1	0.12%
Other	1	0	0	1	0	0	0	2	0.24%
<b>Totals</b>	<b>498</b>	<b>1</b>	<b>0</b>	<b>331</b>	<b>0</b>	<b>0</b>	<b>0</b>	<b>830</b>	

**Total Intake Actions at Referral**



**TENNESSEE COUNCIL OF JUVENILE AND FAMILY COURT JUDGES  
2008 UNION COUNTY JUVENILE COURT STATISTICAL DATA**

**Intake Actions of Referrals by Class of Offense, Race and Sex for CY 2008**

	White Male	African American Male	Other Race Male	White Female	African American Female	Other Race Female	Unknown Race or Sex	Total
<b><u>Offenses Against Persons</u></b>								
Petition Filed	33	0	0	14	0	0	0	47
Notification of Paternity Processed	2	0	0	0	0	0	0	2
Scheduling of Judicial Review	2	0	0	0	0	0	0	2
Scheduling of Foster Care Review	0	0	0	1	0	0	0	1
Motion Filed	0	0	0	0	0	0	0	0
Citation Processed	0	0	0	0	0	0	0	0
Scheduling of Administrative Review	0	0	0	0	0	0	0	0
Unknown	0	0	0	0	0	0	0	0
Does Not Apply	0	0	0	0	0	0	0	0
Other	0	0	0	0	0	0	0	0
<b>Totals</b>	<b>37</b>	<b>0</b>	<b>0</b>	<b>15</b>	<b>0</b>	<b>0</b>	<b>0</b>	<b>52</b>

<b><u>Offenses Against Property</u></b>								
Petition Filed	16	1	0	4	0	0	0	21
Scheduling of Judicial Review	1	0	0	0	0	0	0	1
Motion Filed	0	0	0	0	0	0	0	0
Citation Processed	0	0	0	0	0	0	0	0
Notification of Paternity Processed	0	0	0	0	0	0	0	0
Scheduling of Administrative Review	0	0	0	0	0	0	0	0
Scheduling of Foster Care Review	0	0	0	0	0	0	0	0
Unknown	0	0	0	0	0	0	0	0
Does Not Apply	0	0	0	0	0	0	0	0
Other	0	0	0	0	0	0	0	0
<b>Totals</b>	<b>17</b>	<b>1</b>	<b>0</b>	<b>4</b>	<b>0</b>	<b>0</b>	<b>0</b>	<b>22</b>

<b><u>Illegal Conduct</u></b>								
Petition Filed	55	0	0	24	0	0	0	79
Scheduling of Judicial Review	3	0	0	0	0	0	0	3
Citation Processed	1	0	0	0	0	0	0	1
Motion Filed	0	0	0	0	0	0	0	0
Notification of Paternity Processed	0	0	0	0	0	0	0	0
Scheduling of Administrative Review	0	0	0	0	0	0	0	0
Scheduling of Foster Care Review	0	0	0	0	0	0	0	0
Unknown	0	0	0	0	0	0	0	0
Does Not Apply	0	0	0	0	0	0	0	0
Other	0	0	0	0	0	0	0	0
<b>Totals</b>	<b>59</b>	<b>0</b>	<b>0</b>	<b>24</b>	<b>0</b>	<b>0</b>	<b>0</b>	<b>83</b>

**TENNESSEE COUNCIL OF JUVENILE AND FAMILY COURT JUDGES  
2008 UNION COUNTY JUVENILE COURT STATISTICAL DATA**

**Intake Actions of Referrals by Class of Offense, Race and Sex for CY 2008**

	White Male	African American Male	Other Race Male	White Female	African American Female	Other Race Female	Unknown Race or Sex	Total
<b><u>Status Offenses</u></b>								
Petition Filed	36	0	0	29	0	0	0	65
Scheduling of Judicial Review	21	0	0	12	0	0	0	33
Motion Filed	0	0	0	0	0	0	0	0
Citation Processed	0	0	0	0	0	0	0	0
Notification of Paternity Processed	0	0	0	0	0	0	0	0
Scheduling of Administrative Review	0	0	0	0	0	0	0	0
Scheduling of Foster Care Review	0	0	0	0	0	0	0	0
Unknown	0	0	0	0	0	0	0	0
Does Not Apply	0	0	0	0	0	0	0	0
Other	0	0	0	0	0	0	0	0
<b>Totals</b>	<b>57</b>	<b>0</b>	<b>0</b>	<b>41</b>	<b>0</b>	<b>0</b>	<b>0</b>	<b>98</b>

<b><u>Dependency/Neglect</u></b>								
Petition Filed	0	0	0	5	0	0	0	5
Scheduling of Judicial Review	1	0	0	1	0	0	0	2
Scheduling of Foster Care Review	0	0	0	1	0	0	0	1
Motion Filed	0	0	0	0	0	0	0	0
Citation Processed	0	0	0	0	0	0	0	0
Notification of Paternity Processed	0	0	0	0	0	0	0	0
Scheduling of Administrative Review	0	0	0	0	0	0	0	0
Unknown	0	0	0	0	0	0	0	0
Does Not Apply	0	0	0	0	0	0	0	0
Other	0	0	0	0	0	0	0	0
<b>Totals</b>	<b>1</b>	<b>0</b>	<b>0</b>	<b>7</b>	<b>0</b>	<b>0</b>	<b>0</b>	<b>8</b>

<b><u>Other Violation Proceedings</u></b>								
Petition Filed	0	0	0	0	0	0	0	0
Motion Filed	0	0	0	0	0	0	0	0
Citation Processed	0	0	0	0	0	0	0	0
Notification of Paternity Processed	0	0	0	0	0	0	0	0
Scheduling of Judicial Review	0	0	0	0	0	0	0	0
Scheduling of Administrative Review	0	0	0	0	0	0	0	0
Scheduling of Foster Care Review	0	0	0	0	0	0	0	0
Unknown	0	0	0	0	0	0	0	0
Does Not Apply	0	0	0	0	0	0	0	0
Other	0	0	0	0	0	0	0	0
<b>Totals</b>	<b>0</b>	<b>0</b>	<b>0</b>	<b>0</b>	<b>0</b>	<b>0</b>	<b>0</b>	<b>0</b>

**TENNESSEE COUNCIL OF JUVENILE AND FAMILY COURT JUDGES  
2008 UNION COUNTY JUVENILE COURT STATISTICAL DATA**

**Intake Actions of Referrals by Class of Offense, Race and Sex for CY 2008**

	White Male	African American Male	Other Race Male	White Female	African American Female	Other Race Female	Unknown Race or Sex	Total
<b><u>Parentage</u></b>								
Petition Filed	41	0	0	46	0	0	0	87
Scheduling of Judicial Review	24	0	0	17	0	0	0	41
Scheduling of Foster Care Review	2	0	0	0	0	0	0	2
Motion Filed	1	0	0	0	0	0	0	1
Notification of Paternity Processed	1	0	0	0	0	0	0	1
Citation Processed	0	0	0	0	0	0	0	0
Scheduling of Administrative Review	0	0	0	0	0	0	0	0
Unknown	0	0	0	0	0	0	0	0
Does Not Apply	0	0	0	0	0	0	0	0
Other	0	0	0	0	0	0	0	0
<b>Totals</b>	<b>69</b>	<b>0</b>	<b>0</b>	<b>63</b>	<b>0</b>	<b>0</b>	<b>0</b>	<b>132</b>
<b><u>Special Proceedings</u></b>								
Scheduling of Judicial Review	175	0	0	106	0	0	0	281
Scheduling of Foster Care Review	69	0	0	60	0	0	0	129
Petition Filed	5	0	0	5	0	0	0	10
Motion Filed	0	0	0	0	0	0	0	0
Citation Processed	0	0	0	0	0	0	0	0
Notification of Paternity Processed	0	0	0	0	0	0	0	0
Scheduling of Administrative Review	0	0	0	0	0	0	0	0
Unknown	0	0	0	0	0	0	0	0
Does Not Apply	0	0	0	0	0	0	0	0
Other	0	0	0	0	0	0	0	0
<b>Totals</b>	<b>249</b>	<b>0</b>	<b>0</b>	<b>171</b>	<b>0</b>	<b>0</b>	<b>0</b>	<b>420</b>
<b><u>Other</u></b>								
Petition Filed	6	0	0	4	0	0	0	10
Other	1	0	0	1	0	0	0	2
Citation Processed	1	0	0	0	0	0	0	1
Scheduling of Judicial Review	1	0	0	0	0	0	0	1
Does Not Apply	0	0	0	1	0	0	0	1
Motion Filed	0	0	0	0	0	0	0	0
Notification of Paternity Processed	0	0	0	0	0	0	0	0
Scheduling of Administrative Review	0	0	0	0	0	0	0	0
Scheduling of Foster Care Review	0	0	0	0	0	0	0	0
Unknown	0	0	0	0	0	0	0	0
<b>Totals</b>	<b>9</b>	<b>0</b>	<b>0</b>	<b>6</b>	<b>0</b>	<b>0</b>	<b>0</b>	<b>15</b>
<b>All Intake Action Totals</b>	<b>498</b>	<b>1</b>	<b>0</b>	<b>331</b>	<b>0</b>	<b>0</b>	<b>0</b>	<b>830</b>

**TENNESSEE COUNCIL OF JUVENILE AND FAMILY COURT JUDGES  
2008 UNION COUNTY JUVENILE COURT STATISTICAL DATA**

**Detention Statistics at Referral by Individual Child by Race and Sex for CY 2008**

	White Male	African American Male	Other Race Male	White Female	African American Female	Other Race Female	Unknown Race or Sex	Total	% of Total Children
Does Not Apply	289	1	0	190	0	0	0	480	97.96%
Juvenile Detention Facility	8	0	0	1	0	0	0	9	1.84%
Unknown	1	0	0	0	0	0	0	1	0.20%
Non-Secure Placement	0	0	0	0	0	0	0	0	0.00%
Jail - Complete Separation	0	0	0	0	0	0	0	0	0.00%
Jail - Partial Separation	0	0	0	0	0	0	0	0	0.00%
Jail - No Separation	0	0	0	0	0	0	0	0	0.00%
Psychiatric Hospital	0	0	0	0	0	0	0	0	0.00%
Other	0	0	0	0	0	0	0	0	0.00%
<b>Totals</b>	<b>298</b>	<b>1</b>	<b>0</b>	<b>191</b>	<b>0</b>	<b>0</b>	<b>0</b>	<b>490</b>	

**Detention Statistics at Referral by Individual Case for CY 2008**

	Cases	% of Total Cases
Does Not Apply	801	98.65%
Juvenile Detention Facility	10	1.23%
Unknown	1	0.12%
Non-Secure Placement	0	0.00%
Jail - Complete Separation	0	0.00%
Jail - Partial Separation	0	0.00%
Jail - No Separation	0	0.00%
Psychiatric Hospital	0	0.00%
Other	0	0.00%
	<b>812</b>	<b>100.00%</b>

Detention Statistics above are reported separately by Child and by Case. One child may have multiple cases.

Does Not Apply: Refers to cases not eligible for detention due to the type of Referral or the decision not to detain.

**TENNESSEE COUNCIL OF JUVENILE AND FAMILY COURT JUDGES  
2008 UNION COUNTY JUVENILE COURT STATISTICAL DATA**

**Placement after Secure Detention Hearing by Individual Child by Race and Sex for CY 2008**

	White Male	African American Male	Other Race Male	White Female	African American Female	Other Race Female	Unknown Race or Sex	Total	% of Total Children
Does Not Apply	289	1	0	190	0	0	0	480	97.96%
Juvenile Detention Facility	7	0	0	1	0	0	0	8	1.63%
Foster Family Home	1	0	0	0	0	0	0	1	0.20%
Unknown	1	0	0	0	0	0	0	1	0.20%
Returned to Prior Living Arr	0	0	0	0	0	0	0	0	0.00%
Jail	0	0	0	0	0	0	0	0	0.00%
Shelter / Group Home	0	0	0	0	0	0	0	0	0.00%
Psychiatric Hospital	0	0	0	0	0	0	0	0	0.00%
Other	0	0	0	0	0	0	0	0	0.00%
<b>Totals</b>	<b>298</b>	<b>1</b>	<b>0</b>	<b>191</b>	<b>0</b>	<b>0</b>	<b>0</b>	<b>490</b>	

**Placement after Secure Detention Hearing by Individual Case for CY 2008**

	Cases	% of Total Cases
Does Not Apply	801	98.65%
Juvenile Detention Facility	9	1.11%
Foster Family Home	1	0.12%
Unknown	1	0.12%
Returned to Prior Living Arrangement	0	0.00%
Jail	0	0.00%
Shelter / Group Home	0	0.00%
Psychiatric Hospital	0	0.00%
Other	0	0.00%
	<b>812</b>	<b>100.00%</b>

Detention Statistics above are reported separately by Child and by Case. One child may have multiple cases.

Does Not Apply: Refers to cases not eligible for detention due to the type of Referral or the decision not to detain.

**TENNESSEE COUNCIL OF JUVENILE AND FAMILY COURT JUDGES  
2008 UNION COUNTY JUVENILE COURT STATISTICAL DATA**

**Dispositional Procedures for CY 2008**

**Procedures used to Dispose or Adjust all Referrals**

	<b>Number</b>	<b>% of All Referrals</b>
Formally Adjudicated	31	3.73%
Informally Adjusted	0	0.00%
Transfer to Adult Court Hearings and Charges Cleared	0	0.00%
Otherwise Handled	799	96.27%
	<b>830</b>	<b>100.00%</b>

**Referrals Disposed by Formal Adjudicatory Proceedings**

	<b>Number</b>	<b>% of All Referrals</b>
Dismissed	7	0.84%
Retired / Nolle Prosequi	10	1.20%
Complaint Substantiated Delinquent	0	0.00%
Complaint Substantiated Status Offender	7	0.84%
Complaint Substantiated Dependent/Neglect	5	0.60%
Complaint Substantiated Abused	0	0.00%
Complaint Substantiated Mentally Ill	2	0.24%
	<b>31</b>	<b>3.72%</b>

**Referrals Disposed by Other Actions**

	<b>Number</b>	<b>% of All Referrals</b>
Informal Adjustment	0	0.00%
Transfer to Adult Court Hearing	0	0.00%
Charges Cleared by Transfer to Adult Court	0	0.00%
Pretrial Diversion	5	0.60%
Special Proceeding	5	0.60%
Review Concluded	54	6.51%
Case Held Open	730	87.95%
Other	5	0.60%
Unknown	0	0.00%
	<b>799</b>	<b>96.26%</b>

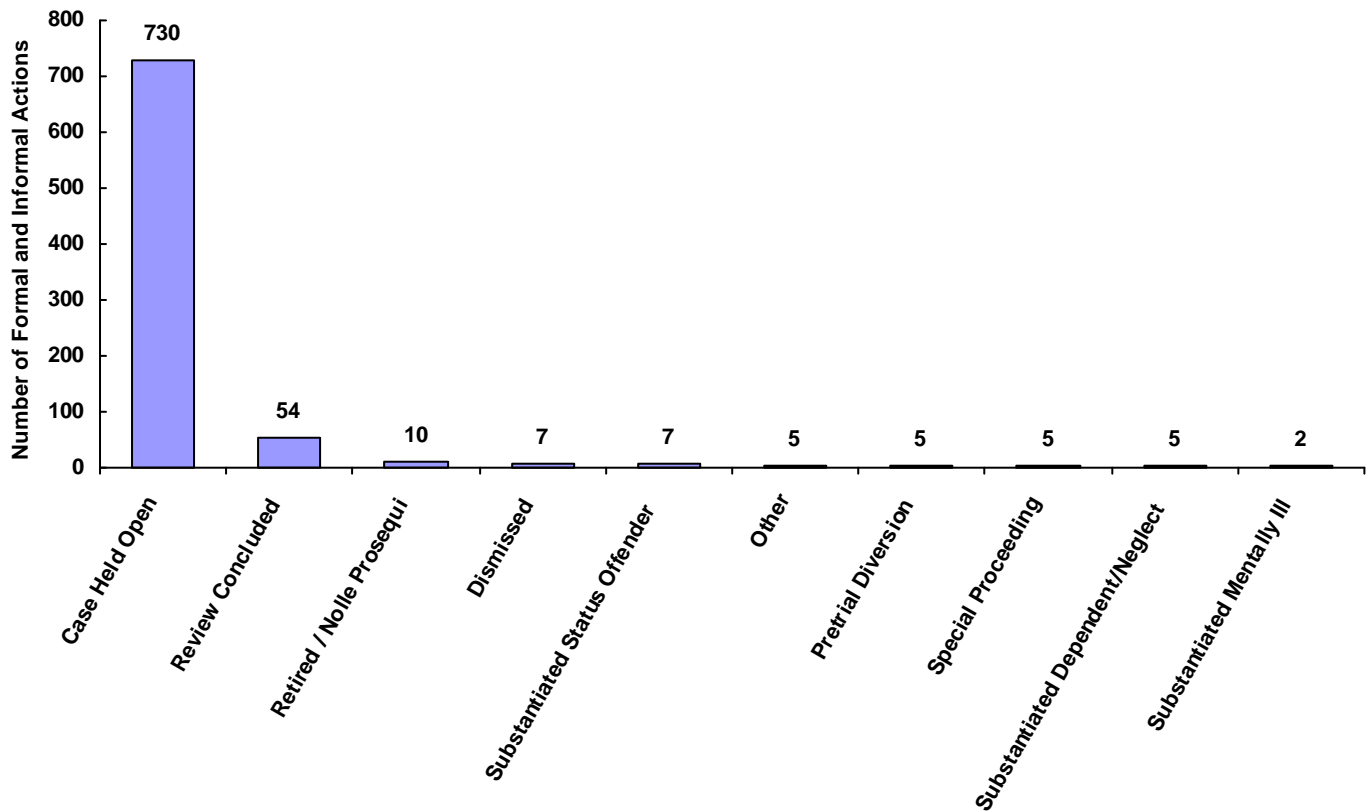


# TENNESSEE COUNCIL OF JUVENILE AND FAMILY COURT JUDGES 2008 UNION COUNTY JUVENILE COURT STATISTICAL DATA

## Formal and Informal Actions by Race and Sex for CY 2008

	White Male	African American Male	Other Race Male	White Female	African American Female	Other Race Female	Unknown Race or Sex	Total	% of Total Referrals
Dismissed	4	0	0	3	0	0	0	7	0.84%
Retired / Nolle Prosequi	2	0	0	8	0	0	0	10	1.20%
Substantiated Delinquent	0	0	0	0	0	0	0	0	0.00%
Substantiated Status Offender	3	0	0	4	0	0	0	7	0.84%
Substantiated Dependent/Neglect	3	0	0	2	0	0	0	5	0.60%
Substantiated Abused	0	0	0	0	0	0	0	0	0.00%
Substantiated Mentally Ill	2	0	0	0	0	0	0	2	0.24%
Informal Adjustment	0	0	0	0	0	0	0	0	0.00%
Pretrial Diversion	3	0	0	2	0	0	0	5	0.60%
Transfer to Adult Court Hearing	0	0	0	0	0	0	0	0	0.00%
Cleared by Transfer to Adult Court	0	0	0	0	0	0	0	0	0.00%
Special Proceeding	4	0	0	1	0	0	0	5	0.60%
Review Concluded	37	1	0	16	0	0	0	54	6.51%
Case Held Open	435	0	0	295	0	0	0	730	87.95%
Unknown	0	0	0	0	0	0	0	0	0.00%
Other	5	0	0	0	0	0	0	5	0.60%
<b>Totals</b>	<b>498</b>	<b>1</b>	<b>0</b>	<b>331</b>	<b>0</b>	<b>0</b>	<b>0</b>	<b>830</b>	

**Total Formal and Informal Actions**



**TENNESSEE COUNCIL OF JUVENILE AND FAMILY COURT JUDGES  
2008 UNION COUNTY JUVENILE COURT STATISTICAL DATA**

**Formal and Informal Actions by Type of Offense, Race and Sex for CY 2008**

	White Male	African American Male	Other Race Male	White Female	African American Female	Other Race Female	Unknown Race or Sex	Total
<b><u>Delinquent</u></b>								
Case Held Open	94	0	0	38	0	0	0	132
Review Concluded	5	1	0	1	0	0	0	7
Pretrial Diversion	3	0	0	2	0	0	0	5
Dismissed	2	0	0	2	0	0	0	4
Special Proceeding	4	0	0	0	0	0	0	4
Complaint Substantiated Mentally Ill	2	0	0	0	0	0	0	2
Retired / Nolle Prosequi	1	0	0	0	0	0	0	1
Complaint Substantiated Dependent/Neglect	1	0	0	0	0	0	0	1
Other	1	0	0	0	0	0	0	1
Complaint Substantiated Delinquent	0	0	0	0	0	0	0	0
Complaint Substantiated Status Offender	0	0	0	0	0	0	0	0
Complaint Substantiated Abused	0	0	0	0	0	0	0	0
Informal Adjustment	0	0	0	0	0	0	0	0
Transfer to Adult Court Hearing	0	0	0	0	0	0	0	0
Charges Cleared by Transfer to Adult Court	0	0	0	0	0	0	0	0
Unknown	0	0	0	0	0	0	0	0
<b>Totals</b>	<b>113</b>	<b>1</b>	<b>0</b>	<b>43</b>	<b>0</b>	<b>0</b>	<b>0</b>	<b>157</b>

<b><u>Status</u></b>								
Case Held Open	52	0	0	38	0	0	0	90
Review Concluded	3	0	0	1	0	0	0	4
Retired / Nolle Prosequi	0	0	0	2	0	0	0	2
Dismissed	1	0	0	0	0	0	0	1
Other	1	0	0	0	0	0	0	1
Complaint Substantiated Delinquent	0	0	0	0	0	0	0	0
Complaint Substantiated Status Offender	0	0	0	0	0	0	0	0
Complaint Substantiated Dependent/Neglect	0	0	0	0	0	0	0	0
Complaint Substantiated Abused	0	0	0	0	0	0	0	0
Complaint Substantiated Mentally Ill	0	0	0	0	0	0	0	0
Informal Adjustment	0	0	0	0	0	0	0	0
Pretrial Diversion	0	0	0	0	0	0	0	0
Transfer to Adult Court Hearing	0	0	0	0	0	0	0	0
Charges Cleared by Transfer to Adult Court	0	0	0	0	0	0	0	0
Special Proceeding	0	0	0	0	0	0	0	0
Unknown	0	0	0	0	0	0	0	0
<b>Totals</b>	<b>57</b>	<b>0</b>	<b>0</b>	<b>41</b>	<b>0</b>	<b>0</b>	<b>0</b>	<b>98</b>

**TENNESSEE COUNCIL OF JUVENILE AND FAMILY COURT JUDGES  
2008 UNION COUNTY JUVENILE COURT STATISTICAL DATA**

**Formal and Informal Actions by Type of Offense, Race and Sex for CY 2008**

	White Male	African American Male	Other Race Male	White Female	African American Female	Other Race Female	Unknown Race or Sex	Total
<b><u>Dependency and Neglect</u></b>								
Case Held Open	1	0	0	6	0	0	0	7
Complaint Substantiated Dependent/Neglect	0	0	0	1	0	0	0	1
Dismissed	0	0	0	0	0	0	0	0
Retired / Nolle Prosequi	0	0	0	0	0	0	0	0
Complaint Substantiated Delinquent	0	0	0	0	0	0	0	0
Complaint Substantiated Status Offender	0	0	0	0	0	0	0	0
Complaint Substantiated Abused	0	0	0	0	0	0	0	0
Complaint Substantiated Mentally Ill	0	0	0	0	0	0	0	0
Informal Adjustment	0	0	0	0	0	0	0	0
Pretrial Diversion	0	0	0	0	0	0	0	0
Transfer to Adult Court Hearing	0	0	0	0	0	0	0	0
Charges Cleared by Transfer to Adult Court	0	0	0	0	0	0	0	0
Special Proceeding	0	0	0	0	0	0	0	0
Review Concluded	0	0	0	0	0	0	0	0
Unknown	0	0	0	0	0	0	0	0
Other	0	0	0	0	0	0	0	0
<b>Totals</b>	<b>1</b>	<b>0</b>	<b>0</b>	<b>7</b>	<b>0</b>	<b>0</b>	<b>0</b>	<b>8</b>
<b><u>Other Violations</u></b>								
Dismissed	0	0	0	0	0	0	0	0
Retired / Nolle Prosequi	0	0	0	0	0	0	0	0
Complaint Substantiated Delinquent	0	0	0	0	0	0	0	0
Complaint Substantiated Status Offender	0	0	0	0	0	0	0	0
Complaint Substantiated Dependent/Neglect	0	0	0	0	0	0	0	0
Complaint Substantiated Abused	0	0	0	0	0	0	0	0
Complaint Substantiated Mentally Ill	0	0	0	0	0	0	0	0
Informal Adjustment	0	0	0	0	0	0	0	0
Pretrial Diversion	0	0	0	0	0	0	0	0
Transfer to Adult Court Hearing	0	0	0	0	0	0	0	0
Charges Cleared by Transfer to Adult Court	0	0	0	0	0	0	0	0
Special Proceeding	0	0	0	0	0	0	0	0
Review Concluded	0	0	0	0	0	0	0	0
Case Held Open	0	0	0	0	0	0	0	0
Unknown	0	0	0	0	0	0	0	0
Other	0	0	0	0	0	0	0	0
<b>Totals</b>	<b>0</b>	<b>0</b>	<b>0</b>	<b>0</b>	<b>0</b>	<b>0</b>	<b>0</b>	<b>0</b>

**TENNESSEE COUNCIL OF JUVENILE AND FAMILY COURT JUDGES  
2008 UNION COUNTY JUVENILE COURT STATISTICAL DATA**

**Formal and Informal Actions by Type of Offense, Race and Sex for CY 2008**

	White Male	African American Male	Other Race Male	White Female	African American Female	Other Race Female	Unknown Race or Sex	Total
<b><u>Special Proceedings</u></b>								
Case Held Open	279	0	0	207	0	0	0	486
Review Concluded	29	0	0	14	0	0	0	43
Retired / Nolle Prosequi	1	0	0	6	0	0	0	7
Complaint Substantiated Status Offender	3	0	0	4	0	0	0	7
Complaint Substantiated Dependent/Neglect	2	0	0	1	0	0	0	3
Other	3	0	0	0	0	0	0	3
Dismissed	1	0	0	1	0	0	0	2
Special Proceeding	0	0	0	1	0	0	0	1
Complaint Substantiated Delinquent	0	0	0	0	0	0	0	0
Complaint Substantiated Abused	0	0	0	0	0	0	0	0
Complaint Substantiated Mentally Ill	0	0	0	0	0	0	0	0
Informal Adjustment	0	0	0	0	0	0	0	0
Pretrial Diversion	0	0	0	0	0	0	0	0
Transfer to Adult Court Hearing	0	0	0	0	0	0	0	0
Charges Cleared by Transfer to Adult Court	0	0	0	0	0	0	0	0
Unknown	0	0	0	0	0	0	0	0
<b>Totals</b>	<b>318</b>	<b>0</b>	<b>0</b>	<b>234</b>	<b>0</b>	<b>0</b>	<b>0</b>	<b>552</b>
<b><u>Other</u></b>								
Case Held Open	9	0	0	6	0	0	0	15
Dismissed	0	0	0	0	0	0	0	0
Retired / Nolle Prosequi	0	0	0	0	0	0	0	0
Complaint Substantiated Delinquent	0	0	0	0	0	0	0	0
Complaint Substantiated Status Offender	0	0	0	0	0	0	0	0
Complaint Substantiated Dependent/Neglect	0	0	0	0	0	0	0	0
Complaint Substantiated Abused	0	0	0	0	0	0	0	0
Complaint Substantiated Mentally Ill	0	0	0	0	0	0	0	0
Informal Adjustment	0	0	0	0	0	0	0	0
Pretrial Diversion	0	0	0	0	0	0	0	0
Transfer to Adult Court Hearing	0	0	0	0	0	0	0	0
Charges Cleared by Transfer to Adult Court	0	0	0	0	0	0	0	0
Special Proceeding	0	0	0	0	0	0	0	0
Review Concluded	0	0	0	0	0	0	0	0
Unknown	0	0	0	0	0	0	0	0
Other	0	0	0	0	0	0	0	0
<b>Totals</b>	<b>9</b>	<b>0</b>	<b>0</b>	<b>6</b>	<b>0</b>	<b>0</b>	<b>0</b>	<b>15</b>
<b>All Action Totals</b>	<b>498</b>	<b>1</b>	<b>0</b>	<b>331</b>	<b>0</b>	<b>0</b>	<b>0</b>	<b>830</b>

**TENNESSEE COUNCIL OF JUVENILE AND FAMILY COURT JUDGES  
2008 UNION COUNTY JUVENILE COURT STATISTICAL DATA**

**Formal and Informal Actions by Class of Referral, Race and Sex for CY 2008**

	White Male	African American Male	Other Race Male	White Female	African American Female	Other Race Female	Unknown Race or Sex	Total
<b><u>Offenses Against Persons</u></b>								
Case Held Open	33	0	0	12	0	0	0	45
Dismissed	1	0	0	2	0	0	0	3
Complaint Substantiated Dependent/Neglect	1	0	0	0	0	0	0	1
Complaint Substantiated Mentally Ill	1	0	0	0	0	0	0	1
Pretrial Diversion	0	0	0	1	0	0	0	1
Special Proceeding	1	0	0	0	0	0	0	1
Retired / Nolle Prosequi	0	0	0	0	0	0	0	0
Complaint Substantiated Delinquent	0	0	0	0	0	0	0	0
Complaint Substantiated Status Offender	0	0	0	0	0	0	0	0
Complaint Substantiated Abused	0	0	0	0	0	0	0	0
Informal Adjustment	0	0	0	0	0	0	0	0
Transfer to Adult Court Hearing	0	0	0	0	0	0	0	0
Charges Cleared by Transfer to Adult Court	0	0	0	0	0	0	0	0
Review Concluded	0	0	0	0	0	0	0	0
Unknown	0	0	0	0	0	0	0	0
Other	0	0	0	0	0	0	0	0
<b>Totals</b>	<b>37</b>	<b>0</b>	<b>0</b>	<b>15</b>	<b>0</b>	<b>0</b>	<b>0</b>	<b>52</b>

<b><u>Offenses Against Property</u></b>								
Case Held Open	13	0	0	4	0	0	0	17
Review Concluded	2	1	0	0	0	0	0	3
Special Proceeding	1	0	0	0	0	0	0	1
Other	1	0	0	0	0	0	0	1
Dismissed	0	0	0	0	0	0	0	0
Retired / Nolle Prosequi	0	0	0	0	0	0	0	0
Complaint Substantiated Delinquent	0	0	0	0	0	0	0	0
Complaint Substantiated Status Offender	0	0	0	0	0	0	0	0
Complaint Substantiated Dependent/Neglect	0	0	0	0	0	0	0	0
Complaint Substantiated Abused	0	0	0	0	0	0	0	0
Complaint Substantiated Mentally Ill	0	0	0	0	0	0	0	0
Informal Adjustment	0	0	0	0	0	0	0	0
Pretrial Diversion	0	0	0	0	0	0	0	0
Transfer to Adult Court Hearing	0	0	0	0	0	0	0	0
Charges Cleared by Transfer to Adult Court	0	0	0	0	0	0	0	0
Unknown	0	0	0	0	0	0	0	0
<b>Totals</b>	<b>17</b>	<b>1</b>	<b>0</b>	<b>4</b>	<b>0</b>	<b>0</b>	<b>0</b>	<b>22</b>

**TENNESSEE COUNCIL OF JUVENILE AND FAMILY COURT JUDGES  
2008 UNION COUNTY JUVENILE COURT STATISTICAL DATA**

**Formal and Informal Actions by Class of Referral, Race and Sex for CY 2008**

	White Male	African American Male	Other Race Male	White Female	African American Female	Other Race Female	Unknown Race or Sex	Total
<b><u>Illegal Conduct</u></b>								
Case Held Open	48	0	0	22	0	0	0	70
Pretrial Diversion	3	0	0	1	0	0	0	4
Review Concluded	3	0	0	1	0	0	0	4
Special Proceeding	2	0	0	0	0	0	0	2
Dismissed	1	0	0	0	0	0	0	1
Retired / Nolle Prosequi	1	0	0	0	0	0	0	1
Complaint Substantiated Mentally Ill	1	0	0	0	0	0	0	1
Complaint Substantiated Delinquent	0	0	0	0	0	0	0	0
Complaint Substantiated Status Offender	0	0	0	0	0	0	0	0
Complaint Substantiated Dependent/Neglect	0	0	0	0	0	0	0	0
Complaint Substantiated Abused	0	0	0	0	0	0	0	0
Informal Adjustment	0	0	0	0	0	0	0	0
Transfer to Adult Court Hearing	0	0	0	0	0	0	0	0
Charges Cleared by Transfer to Adult Court	0	0	0	0	0	0	0	0
Unknown	0	0	0	0	0	0	0	0
Other	0	0	0	0	0	0	0	0
<b>Totals</b>	<b>59</b>	<b>0</b>	<b>0</b>	<b>24</b>	<b>0</b>	<b>0</b>	<b>0</b>	<b>83</b>

<b><u>Status Offenses</u></b>								
Case Held Open	52	0	0	38	0	0	0	90
Review Concluded	3	0	0	1	0	0	0	4
Retired / Nolle Prosequi	0	0	0	2	0	0	0	2
Dismissed	1	0	0	0	0	0	0	1
Other	1	0	0	0	0	0	0	1
Complaint Substantiated Delinquent	0	0	0	0	0	0	0	0
Complaint Substantiated Status Offender	0	0	0	0	0	0	0	0
Complaint Substantiated Dependent/Neglect	0	0	0	0	0	0	0	0
Complaint Substantiated Abused	0	0	0	0	0	0	0	0
Complaint Substantiated Mentally Ill	0	0	0	0	0	0	0	0
Informal Adjustment	0	0	0	0	0	0	0	0
Pretrial Diversion	0	0	0	0	0	0	0	0
Transfer to Adult Court Hearing	0	0	0	0	0	0	0	0
Charges Cleared by Transfer to Adult Court	0	0	0	0	0	0	0	0
Special Proceeding	0	0	0	0	0	0	0	0
Unknown	0	0	0	0	0	0	0	0
<b>Totals</b>	<b>57</b>	<b>0</b>	<b>0</b>	<b>41</b>	<b>0</b>	<b>0</b>	<b>0</b>	<b>98</b>

**TENNESSEE COUNCIL OF JUVENILE AND FAMILY COURT JUDGES  
2008 UNION COUNTY JUVENILE COURT STATISTICAL DATA**

**Formal and Informal Actions by Class of Referral, Race and Sex for CY 2008**

	White Male	African American Male	Other Race Male	White Female	African American Female	Other Race Female	Unknown Race or Sex	Total
<b><u>Dependency/Neglect</u></b>								
Case Held Open	1	0	0	6	0	0	0	7
Complaint Substantiated Dependent/Neglect	0	0	0	1	0	0	0	1
Dismissed	0	0	0	0	0	0	0	0
Retired / Nolle Prosequi	0	0	0	0	0	0	0	0
Complaint Substantiated Delinquent	0	0	0	0	0	0	0	0
Complaint Substantiated Status Offender	0	0	0	0	0	0	0	0
Complaint Substantiated Abused	0	0	0	0	0	0	0	0
Complaint Substantiated Mentally Ill	0	0	0	0	0	0	0	0
Informal Adjustment	0	0	0	0	0	0	0	0
Pretrial Diversion	0	0	0	0	0	0	0	0
Transfer to Adult Court Hearing	0	0	0	0	0	0	0	0
Charges Cleared by Transfer to Adult Court	0	0	0	0	0	0	0	0
Special Proceeding	0	0	0	0	0	0	0	0
Review Concluded	0	0	0	0	0	0	0	0
Unknown	0	0	0	0	0	0	0	0
Other	0	0	0	0	0	0	0	0
<b>Totals</b>	<b>1</b>	<b>0</b>	<b>0</b>	<b>7</b>	<b>0</b>	<b>0</b>	<b>0</b>	<b>8</b>

**Other Violation Proceedings**

Dismissed	0	0	0	0	0	0	0	0
Retired / Nolle Prosequi	0	0	0	0	0	0	0	0
Complaint Substantiated Delinquent	0	0	0	0	0	0	0	0
Complaint Substantiated Status Offender	0	0	0	0	0	0	0	0
Complaint Substantiated Dependent/Neglect	0	0	0	0	0	0	0	0
Complaint Substantiated Abused	0	0	0	0	0	0	0	0
Complaint Substantiated Mentally Ill	0	0	0	0	0	0	0	0
Informal Adjustment	0	0	0	0	0	0	0	0
Pretrial Diversion	0	0	0	0	0	0	0	0
Transfer to Adult Court Hearing	0	0	0	0	0	0	0	0
Charges Cleared by Transfer to Adult Court	0	0	0	0	0	0	0	0
Special Proceeding	0	0	0	0	0	0	0	0
Review Concluded	0	0	0	0	0	0	0	0
Case Held Open	0	0	0	0	0	0	0	0
Unknown	0	0	0	0	0	0	0	0
Other	0	0	0	0	0	0	0	0
<b>Totals</b>	<b>0</b>	<b>0</b>	<b>0</b>	<b>0</b>	<b>0</b>	<b>0</b>	<b>0</b>	<b>0</b>

**TENNESSEE COUNCIL OF JUVENILE AND FAMILY COURT JUDGES  
2008 UNION COUNTY JUVENILE COURT STATISTICAL DATA**

**Formal and Informal Actions by Class of Referral, Race and Sex for CY 2008**

	White Male	African American Male	Other Race Male	White Female	African American Female	Other Race Female	Unknown Race or Sex	Total
<b><u>Parentage</u></b>								
Case Held Open	65	0	0	57	0	0	0	122
Review Concluded	3	0	0	2	0	0	0	5
Dismissed	1	0	0	1	0	0	0	2
Retired / Nolle Prosequi	0	0	0	1	0	0	0	1
Complaint Substantiated Status Offender	0	0	0	1	0	0	0	1
Special Proceeding	0	0	0	1	0	0	0	1
Complaint Substantiated Delinquent	0	0	0	0	0	0	0	0
Complaint Substantiated Dependent/Neglect	0	0	0	0	0	0	0	0
Complaint Substantiated Abused	0	0	0	0	0	0	0	0
Complaint Substantiated Mentally Ill	0	0	0	0	0	0	0	0
Informal Adjustment	0	0	0	0	0	0	0	0
Pretrial Diversion	0	0	0	0	0	0	0	0
Transfer to Adult Court Hearing	0	0	0	0	0	0	0	0
Charges Cleared by Transfer to Adult Court	0	0	0	0	0	0	0	0
Unknown	0	0	0	0	0	0	0	0
Other	0	0	0	0	0	0	0	0
<b>Totals</b>	<b>69</b>	<b>0</b>	<b>0</b>	<b>63</b>	<b>0</b>	<b>0</b>	<b>0</b>	<b>132</b>

**Special Proceedings**

Case Held Open	214	0	0	150	0	0	0	364
Review Concluded	26	0	0	12	0	0	0	38
Retired / Nolle Prosequi	1	0	0	5	0	0	0	6
Complaint Substantiated Status Offender	3	0	0	3	0	0	0	6
Complaint Substantiated Dependent/Neglect	2	0	0	1	0	0	0	3
Other	3	0	0	0	0	0	0	3
Dismissed	0	0	0	0	0	0	0	0
Complaint Substantiated Delinquent	0	0	0	0	0	0	0	0
Complaint Substantiated Abused	0	0	0	0	0	0	0	0
Complaint Substantiated Mentally Ill	0	0	0	0	0	0	0	0
Informal Adjustment	0	0	0	0	0	0	0	0
Pretrial Diversion	0	0	0	0	0	0	0	0
Transfer to Adult Court Hearing	0	0	0	0	0	0	0	0
Charges Cleared by Transfer to Adult Court	0	0	0	0	0	0	0	0
Special Proceeding	0	0	0	0	0	0	0	0
Unknown	0	0	0	0	0	0	0	0
<b>Totals</b>	<b>249</b>	<b>0</b>	<b>0</b>	<b>171</b>	<b>0</b>	<b>0</b>	<b>0</b>	<b>420</b>



**TENNESSEE COUNCIL OF JUVENILE AND FAMILY COURT JUDGES  
2008 UNION COUNTY JUVENILE COURT STATISTICAL DATA**

**Formal and Informal Actions by Class of Referral, Race and Sex for CY 2008**

	White Male	African American Male	Other Race Male	White Female	African American Female	Other Race Female	Unknown Race or Sex	Total
<b>Other</b>								
Case Held Open	9	0	0	6	0	0	0	15
Dismissed	0	0	0	0	0	0	0	0
Retired / Nolle Prosequi	0	0	0	0	0	0	0	0
Complaint Substantiated Delinquent	0	0	0	0	0	0	0	0
Complaint Substantiated Status Offender	0	0	0	0	0	0	0	0
Complaint Substantiated Dependent/Neglect	0	0	0	0	0	0	0	0
Complaint Substantiated Abused	0	0	0	0	0	0	0	0
Complaint Substantiated Mentally Ill	0	0	0	0	0	0	0	0
Informal Adjustment	0	0	0	0	0	0	0	0
Pretrial Diversion	0	0	0	0	0	0	0	0
Transfer to Adult Court Hearing	0	0	0	0	0	0	0	0
Charges Cleared by Transfer to Adult Court	0	0	0	0	0	0	0	0
Special Proceeding	0	0	0	0	0	0	0	0
Review Concluded	0	0	0	0	0	0	0	0
Unknown	0	0	0	0	0	0	0	0
Other	0	0	0	0	0	0	0	0
<b>Totals</b>	<b>9</b>	<b>0</b>	<b>0</b>	<b>6</b>	<b>0</b>	<b>0</b>	<b>0</b>	<b>15</b>
<b>All Action Totals</b>	<b>498</b>	<b>1</b>	<b>0</b>	<b>331</b>	<b>0</b>	<b>0</b>	<b>0</b>	<b>830</b>

**TENNESSEE COUNCIL OF JUVENILE AND FAMILY COURT JUDGES  
2008 UNION COUNTY JUVENILE COURT STATISTICAL DATA**

**Children Transferred to Adult Court by Age at Disposition Date, Race and Sex for CY 2008**

**Total Children = 490**

	White Male	African American Male	Other Race Male	White Female	African American Female	Other Race Female	Unknown Race or Sex	Total	% of All Children Referred
Age Under 1	0	0	0	0	0	0	0	0	0.00%
Age 1	0	0	0	0	0	0	0	0	0.00%
Age 2	0	0	0	0	0	0	0	0	0.00%
Age 3	0	0	0	0	0	0	0	0	0.00%
Age 4	0	0	0	0	0	0	0	0	0.00%
Age 5	0	0	0	0	0	0	0	0	0.00%
Age 6	0	0	0	0	0	0	0	0	0.00%
Age 7	0	0	0	0	0	0	0	0	0.00%
Age 8	0	0	0	0	0	0	0	0	0.00%
Age 9	0	0	0	0	0	0	0	0	0.00%
Age 10	0	0	0	0	0	0	0	0	0.00%
Age 11	0	0	0	0	0	0	0	0	0.00%
Age 12	0	0	0	0	0	0	0	0	0.00%
Age 13	0	0	0	0	0	0	0	0	0.00%
Age 14	0	0	0	0	0	0	0	0	0.00%
Age 15	0	0	0	0	0	0	0	0	0.00%
Age 16	0	0	0	0	0	0	0	0	0.00%
Age 17	0	0	0	0	0	0	0	0	0.00%
Age 18	0	0	0	0	0	0	0	0	0.00%
Age 19 and Over	0	0	0	0	0	0	0	0	0.00%
<b>Totals</b>	<b>0</b>	<b>0</b>	<b>0</b>	<b>0</b>	<b>0</b>	<b>0</b>	<b>0</b>	<b>0</b>	

**Total Children Transferred to Adult Court**

**TENNESSEE COUNCIL OF JUVENILE AND FAMILY COURT JUDGES  
2008 UNION COUNTY JUVENILE COURT STATISTICAL DATA**

**Outcomes by Type Of Disposition, Race and Sex for CY 2008**

	White Male	African American Male	Other Race Male	White Female	African American Female	Other Race Female	Unknown Race or Sex	Total
<b><u>General Action Codes</u></b>								
Held Open For Review	287	0	0	196	0	0	0	483
Case Retired or Nolle Prosequi	50	1	0	25	0	0	0	76
Referral to Another Entity for Superv/Servc	18	0	0	9	0	0	0	27
Case Dismissed	10	0	0	7	0	0	0	17
Referred to Defensive Driving School	6	0	0	1	0	0	0	7
Dismissed from Pretrial Diversion	2	0	0	2	0	0	0	4
Warned / Counseled	1	0	0	2	0	0	0	3
Placement with City/Cnty Agcy/Facility	3	0	0	0	0	0	0	3
Supervision / Probation to Juvenile Court	1	0	0	0	0	0	0	1
Probation to Parents	1	0	0	0	0	0	0	1
Referred for Mental Health Counseling	0	0	0	1	0	0	0	1
Referred for Alcohol and Drug Counseling	0	0	0	1	0	0	0	1
Referred to Alternative School	0	0	0	1	0	0	0	1
Fine	1	0	0	0	0	0	0	1
Public Service	1	0	0	0	0	0	0	1
Restitution	0	0	0	1	0	0	0	1
Referred to Private Child Agency	0	0	0	0	0	0	0	0
Referred to Alcohol Safety School	0	0	0	0	0	0	0	0
Referral to Juvenile Court Educ-Based Pgm	0	0	0	0	0	0	0	0
Driver's License Held Informally	0	0	0	0	0	0	0	0
Voluntary Placement with DMHMR	0	0	0	0	0	0	0	0
Private Mental Health Placement	0	0	0	0	0	0	0	0
Private MR Placement	0	0	0	0	0	0	0	0
Placement with Relative / Other Individual	0	0	0	0	0	0	0	0
Runaway Returned	0	0	0	0	0	0	0	0
No Contact Order	0	0	0	0	0	0	0	0
Injunction Other than No Contact Order	0	0	0	0	0	0	0	0
House Arrest	0	0	0	0	0	0	0	0
Court Defined Curfew	0	0	0	0	0	0	0	0
Dismissed from Informal Adjustment	0	0	0	0	0	0	0	0
Released from Probation	0	0	0	0	0	0	0	0
<b>Totals</b>	<b>381</b>	<b>1</b>	<b>0</b>	<b>246</b>	<b>0</b>	<b>0</b>	<b>0</b>	<b>628</b>

**TENNESSEE COUNCIL OF JUVENILE AND FAMILY COURT JUDGES  
2008 UNION COUNTY JUVENILE COURT STATISTICAL DATA**

**Outcomes by Type Of Disposition, Race and Sex for CY 2008**

	White Male	African American Male	Other Race Male	White Female	African American Female	Other Race Female	Unknown Race or Sex	Total
<b>Formal Action Codes</b>								
Transfer to Another Juvenile Court for Dispo	6	0	0	2	0	0	0	8
DCS Commitment - Custody	7	0	0	0	0	0	0	7
DCS Commitment - Determinate	3	0	0	1	0	0	0	4
Other Intensive Probation	2	0	0	1	0	0	0	3
Placed Under a Valid Court Order	1	0	0	0	0	0	0	1
Parental Rights Not Terminated	0	0	0	1	0	0	0	1
Transferred to Adult Court	0	0	0	0	0	0	0	0
DMHMR Involuntary Commitment	0	0	0	0	0	0	0	0
DCS Commitment - Suspended	0	0	0	0	0	0	0	0
DCS Intensive Probation	0	0	0	0	0	0	0	0
DCS Probation	0	0	0	0	0	0	0	0
Supervision by DCS	0	0	0	0	0	0	0	0
Parental Rights Terminated	0	0	0	0	0	0	0	0
<b>Totals</b>	<b>19</b>	<b>0</b>	<b>0</b>	<b>5</b>	<b>0</b>	<b>0</b>	<b>0</b>	<b>24</b>

**Special Proceedings**

Foster Care Continued	36	0	0	34	0	0	0	70
Custody Changed	13	0	0	13	0	0	0	26
Custody Unchanged	10	0	0	14	0	0	0	24
Foster Care Terminated	5	0	0	5	0	0	0	10
Visitation Changed	4	0	0	4	0	0	0	8
Court Costs	4	0	0	1	0	0	0	5
Visitation Unchanged	4	0	0	0	0	0	0	4
Order of Reference to DCS	1	0	0	1	0	0	0	2
Voluntary Acknowledgement of Paternity	1	0	0	0	0	0	0	1
Paternity Determined / Child Legitimated	0	0	0	0	0	0	0	0
Paternity Not Determ/Child Not Legitimated	0	0	0	0	0	0	0	0
Child Support Granted	0	0	0	0	0	0	0	0
Child Support Amended	0	0	0	0	0	0	0	0
Child Support Denied	0	0	0	0	0	0	0	0
Child Support Terminated	0	0	0	0	0	0	0	0
Request for Medical Treatment Granted	0	0	0	0	0	0	0	0
Request for Medical Treatment Denied	0	0	0	0	0	0	0	0
Consent to Marry Granted	0	0	0	0	0	0	0	0
Consent to Marry Denied	0	0	0	0	0	0	0	0
<b>Totals</b>	<b>78</b>	<b>0</b>	<b>0</b>	<b>72</b>	<b>0</b>	<b>0</b>	<b>0</b>	<b>150</b>


**Other Outcome Codes**

Other	14	0	0	5	0	0	0	19
<b>Totals</b>	<b>14</b>	<b>0</b>	<b>0</b>	<b>5</b>	<b>0</b>	<b>0</b>	<b>0</b>	<b>19</b>

<b>All Outcome Totals</b>	<b>492</b>	<b>1</b>	<b>0</b>	<b>328</b>	<b>0</b>	<b>0</b>	<b>0</b>	<b>821</b>
---------------------------	------------	----------	----------	------------	----------	----------	----------	------------

TENNESSEE COUNCIL OF JUVENILE AND FAMILY COURT JUDGES  
2008 UNION COUNTY JUVENILE COURT STATISTICAL DATA

Breakdown of Referrals by Court Personnel Executing the Action in CY 2008



	Referrals	% of Referrals
Judge	830	100.00%
Referee	0	0.00%
YSO	0	0.00%
Other	0	0.00%
<b>Total</b>	<b>830</b>	<b>100.00%</b>