

2008

State of Tennessee

Annual Juvenile Court Statistical Report

White County Breakdown

TABLE OF CONTENTS

Report Numbers Listed Below are shown at the Bottom of each Report, followed by the Report Page Number

	Report Number
Juvenile Court Referral Process	
Chart – The Juvenile Court Referral Process	1
Chart – Delinquent, Dependent/Neglect/Abuse, and Status/Unruly Referrals	2
Chart – Referrals by Type of Offense	3
Chart – Referrals for Status/Unruly Offenses	4
Children and Referral Counts by Race and Sex	
Table – Children with Delinquent Referrals by Race and Sex	5
Table – Children with Status/Unruly Referrals by Race and Sex	5
Table – Children with Dependency/Neglect/Abuse Allegations by Race and Sex	5
Table – Referrals Delinquent Referrals by Race and Sex	6
Table – Referrals Status/Unruly Referrals by Race and Sex	6
Table – Referrals Dependency/Neglect/Abuse Allegations by Race and Sex	6
Table/Chart – Referrals by Age Group, Race and Sex	7
Table/Chart – Children Referred by Age, Race and Sex	8
Table/Chart – Children Referred by Race and Sex	9
Table/Chart – Children of Hispanic Origin by Race and Sex	10
Table – Referrals by Type of Offense, Age Group, Race and Sex	11
Living Arrangement of the Child at Time of Referral	
Table/Chart – Living Arrangement at Time of Referral by Race and Sex	12
School Status of Individual Children at Time of Referral to Juvenile Court	
Table – Last Grade Completed by Children by Race and Sex	13
Table – Children Enrolled in School	13
Table – Children Enrolled in Special Education	13
Referral Information by Race, Sex and Class of Referral/Offense	
Table/Chart – Class of Referrals by Race and Sex	14
Table - Referrals by Class and Type of Offense by Race and Sex	15
Referral Reasons by Type, Race and Sex	
Table – Referral Reasons by Type of Offense, Race and Sex	16
Table – Top 4 Referral Reasons by Sex and Race	17
Table – Top 4 Referral Reasons by Sex, Race and Type of Offense	18
Source of Referrals to the Juvenile Court	
Table – Source of Referrals by Race and Sex	19
Table – Six Most Frequent Referral Reasons by Source, Race and Sex	20
Table – Source of Referrals by Type of Offense, Race and Sex	21
Children Referred with Weapons Charges	
Table/Chart – Children Referred for Unlawful Carrying/Possession of a Weapon by Age, Race and Sex	22
Table/Chart – Children Referred for Carrying Weapons on School Property	23
Intake Actions at Referral	
Table/Chart – Intake Actions at Referral by Race and Sex	24
Table/Chart – Intake Actions of Referrals by Class of Offense, Race and Sex	25

TABLE OF CONTENTS


Report Numbers Listed Below are shown at the Bottom of each Report, followed by the Report Page Number

	Report Number
Detention Statistics at Referral	
Table – Detention Statistics at Referral by Individual Child by Race and Sex	26
Table – Detention Statistics at Referral by Individual Case	26
Table – Placement After Secure Detention Hearing by Individual Child by Race and Sex	27
Table – Placement After Secure Detention Hearing by Individual Case	27
Dispositional Procedures	
Table – Procedures used to Dispose or Adjust All Referrals	28
Table – Referrals Disposed by Formal Adjudicatory Proceedings	28
Table – Referrals Disposed by Other Actions	28
Formal and Informal Actions	
Table/Chart – Formal and Informal Actions by Race and Sex	29
Table – Formal and Informal Actions by Type of Offense, Race and Sex	30
Table – Formal and Informal Actions by Class of Referral, Race and Sex	31
Children Transferred to Adult Court	
Table/Chart – Children Transferred to Adult Court by Age, Race and Sex	32
Outcomes by Type of Disposition	
Table – Outcomes by Type of Disposition, Race and Sex	33
Juvenile Court Referrals Disposed County-Wide Based on Number of Referrals	
Table/Chart – Breakdown of Referrals by Court Personnel Executing the Action	34

**TENNESSEE COUNCIL OF JUVENILE AND FAMILY COURT JUDGES
2008 WHITE COUNTY JUVENILE COURT STATISTICAL DATA**

The Juvenile Court Referral Process for CY 2008

Delinquent 143	Status 57	Dependency and Neglect 6	Other Violations 7	Special Proceedings 0	Parentage 4	Other 1
--------------------------	---------------------	------------------------------------	------------------------------	---------------------------------	-----------------------	-------------------



Parents, Victims, School, Relatives, State Dept, etc.
115

Law Enforcement
103

Pretrial Diversion, Informal Adjustment
33

Court Actions
218

Transfer to Adult Court Hearing
0

Charges Cleared By Transfer to Adult Court
0

Special Proceeding
4

Review Concluded
0

Case Held Open
3

Other
0

Formal Adjudications
178

Juvenile Court System Outcomes / Dispositions
384

Formal
74

General
180

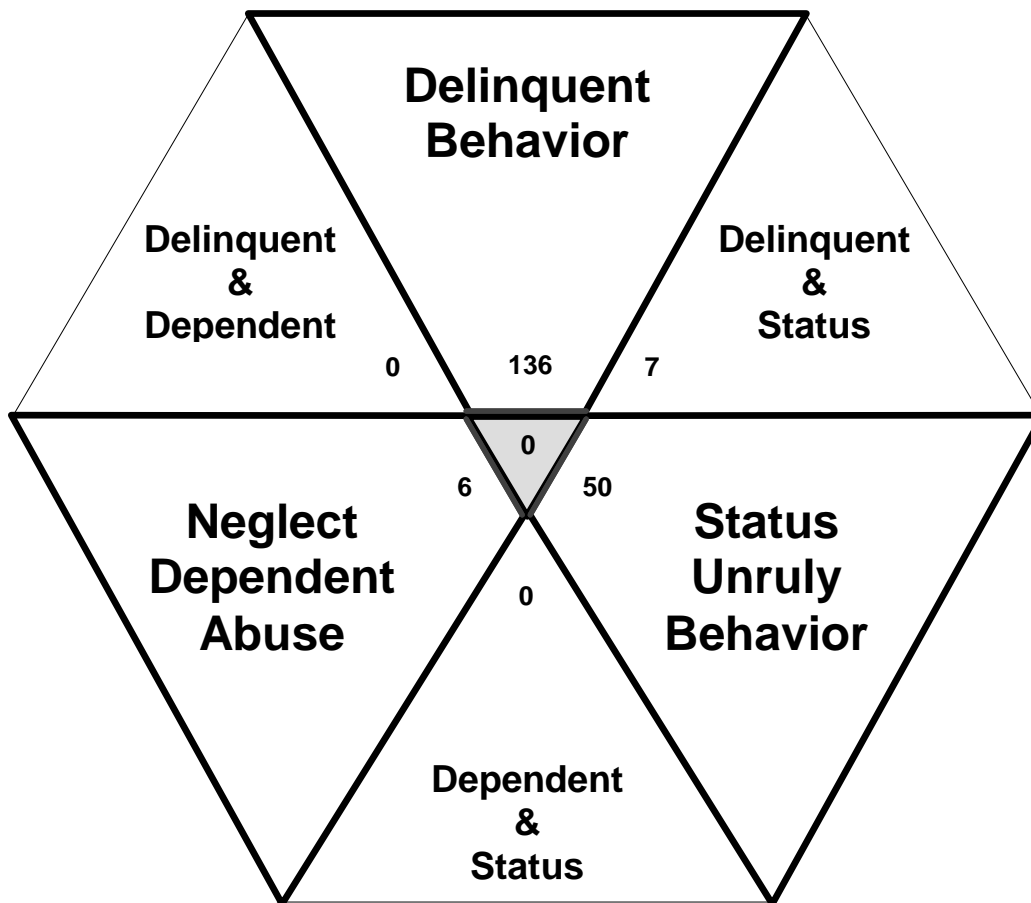
Special Proceedings
129

Other
1

**TENNESSEE COUNCIL OF JUVENILE AND FAMILY COURT JUDGES
2008 WHITE COUNTY JUVENILE COURT STATISTICAL DATA**

Delinquent, Dependent/Neglect/Abuse, and Status/Unruly Referrals for CY 2008

Total = 199



The remaining referrals are for:
Custody, Visitation, Paternity/Legitimation, Child Support,
Special Procedures and Other Referrals

Each child may be counted
in more than one category

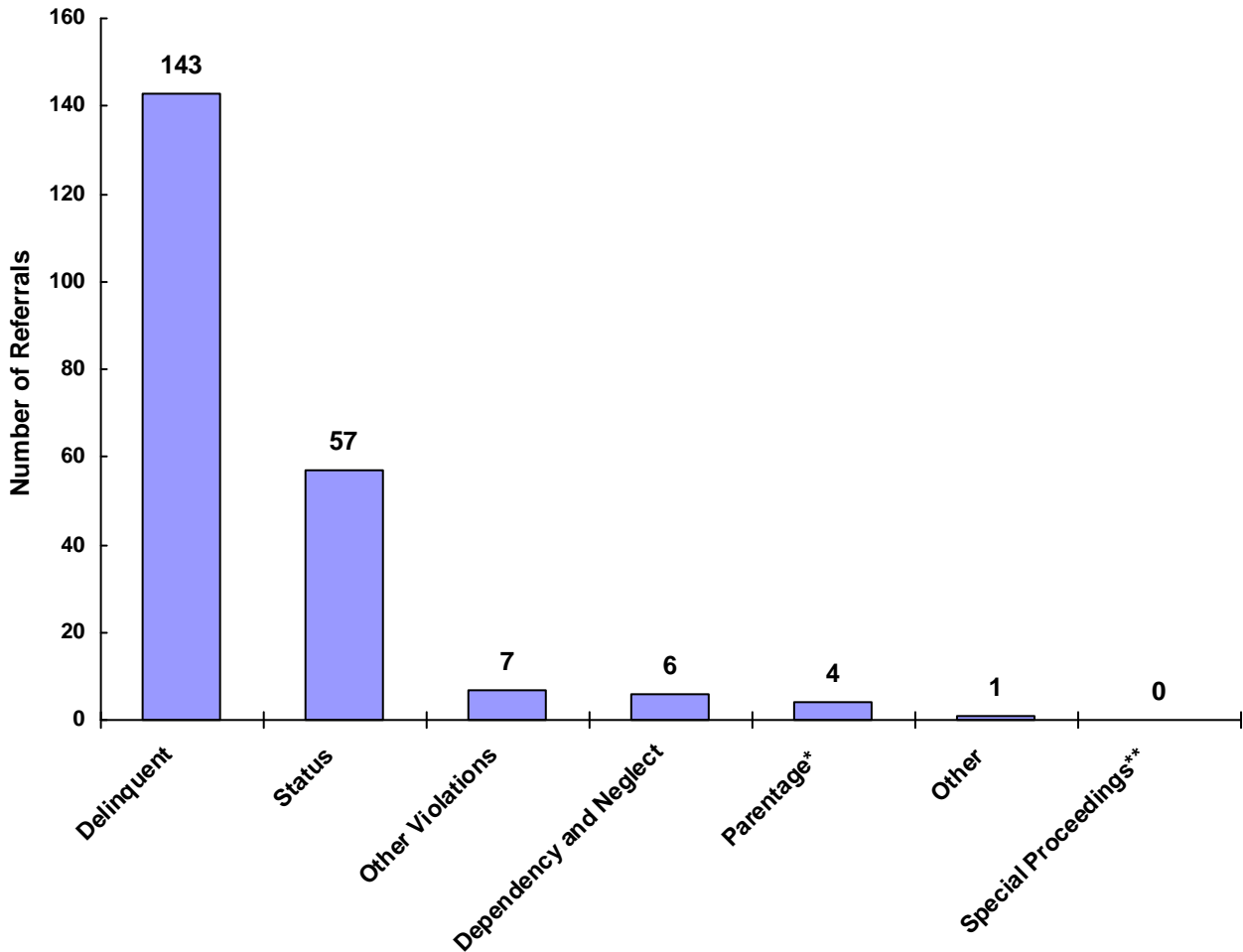
Total number of individual children for ALL referrals
disposed by juvenile courts during CY 2008 equals 150

Children can have referrals in multiple categories. The drawing above shows that in the year 2008 there were 136 referrals to White County Juvenile Court for children with only delinquent offenses, 50 for those with only status/unruly behavior, and 6 for children with neglect, dependent or abuse referrals during the calendar year. There were 7 referrals for children that had a delinquent AND a status/unruly referral. There were 0 referrals for children with both delinquent behavior AND a neglect, dependent or abuse allegation. There were 0 referrals for children that had both a status/unruly referral AND a neglect, dependent or abuse allegation. Also, there were 0 referrals for children that had a delinquent referral, a status/unruly referral AND a neglect, dependent or abuse allegation.

TENNESSEE COUNCIL OF JUVENILE AND FAMILY COURT JUDGES
2008 WHITE COUNTY JUVENILE COURT STATISTICAL DATA

Referrals by Type of Offense in CY 2008

Total Referrals = 218



* Parentage includes: Custody, Visitation, Paternity/Legitimation and Child Support

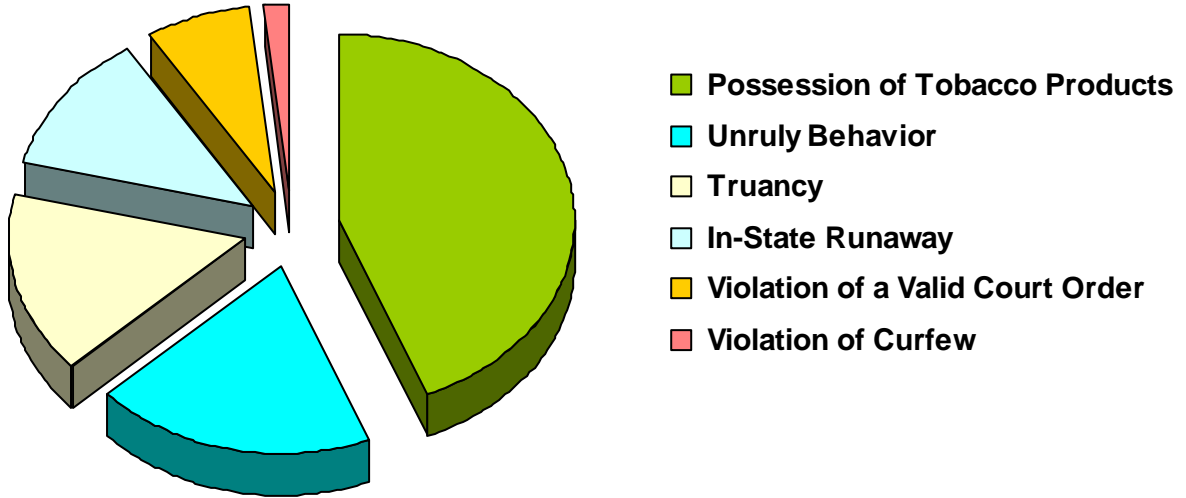
**Special Proceedings include: Judicial Review, Administrative Review, Foster Care Review, Request for Medical Treatment and Consent to Marry

Information from the Juvenile Court represents a total of 150 children and 180 cases that were reported to the TCJFCJ.

A Status offense is an offense committed by a child that if committed by an adult, would not be considered an offense or unlawful act. An example of this is smoking when not legally an adult.

**TENNESSEE COUNCIL OF JUVENILE AND FAMILY COURT JUDGES
2008 WHITE COUNTY JUVENILE COURT STATISTICAL DATA**

**Referrals for Status/Unruly Offenses in CY 2008
Total Status/Unruly Referrals = 57**



Referral Reason	Count	Percent
Possession of Tobacco Products	25	43.86%
Unruly Behavior	11	19.30%
Truancy	9	15.79%
In-State Runaway	7	12.28%
Violation of a Valid Court Order	4	7.02%
Violation of Curfew	1	1.75%
Out-of-State Runaway	0	0.00%
Total	57	

**TENNESSEE COUNCIL OF JUVENILE AND FAMILY COURT JUDGES
2008 WHITE COUNTY JUVENILE COURT STATISTICAL DATA**

Children* with Delinquent Referrals by Race and Sex for CY 2008

	White	African American	Native American	Asian	Mixed Race	Unknown Race	Total
Male	65	0	0	0	3	0	68
Female	31	0	0	0	0	0	31
Unknown Sex	0	0	0	0	0	0	
Totals	96	0	0	0	3	0	99

Children* with Status/Unruly Referrals by Race and Sex for CY 2008

	White	African American	Native American	Asian	Mixed Race	Unknown Race	Total
Male	34	0	0	0	0	0	34
Female	13	1	0	0	1	0	15
Unknown Sex	0	0	0	0	0	0	
Totals	47	1	0	0	1	0	49

Children* with Dependency/Neglect/Abuse Allegations by Race and Sex for CY 2008

	White	African American	Native American	Asian	Mixed Race	Unknown Race	Total
Male	2	0	0	0	0	0	2
Female	2	0	0	0	0	0	2
Unknown Sex	0	0	0	0	0	0	
Totals	4	0	0	0	0	0	4

* A child may be counted in more than one category

**TENNESSEE COUNCIL OF JUVENILE AND FAMILY COURT JUDGES
2008 WHITE COUNTY JUVENILE COURT STATISTICAL DATA**

Delinquent Referrals by Race and Sex for CY 2008

	White	African American	Native American	Asian	Mixed Race	Unknown Race	Total
Male	95	0	0	0	5	0	100
Female	43	0	0	0	0	0	43
Unknown Sex	0	0	0	0	0	0	0
Totals	138	0	0	0	5	0	143

Status/Unruly Referrals by Race and Sex for CY 2008

	White	African American	Native American	Asian	Mixed Race	Unknown Race	Total
Male	38	0	0	0	0	0	38
Female	17	1	0	0	1	0	19
Unknown Sex	0	0	0	0	0	0	0
Totals	55	1	0	0	1	0	57

Dependency/Neglect/Abuse Allegations by Race and Sex for CY 2008

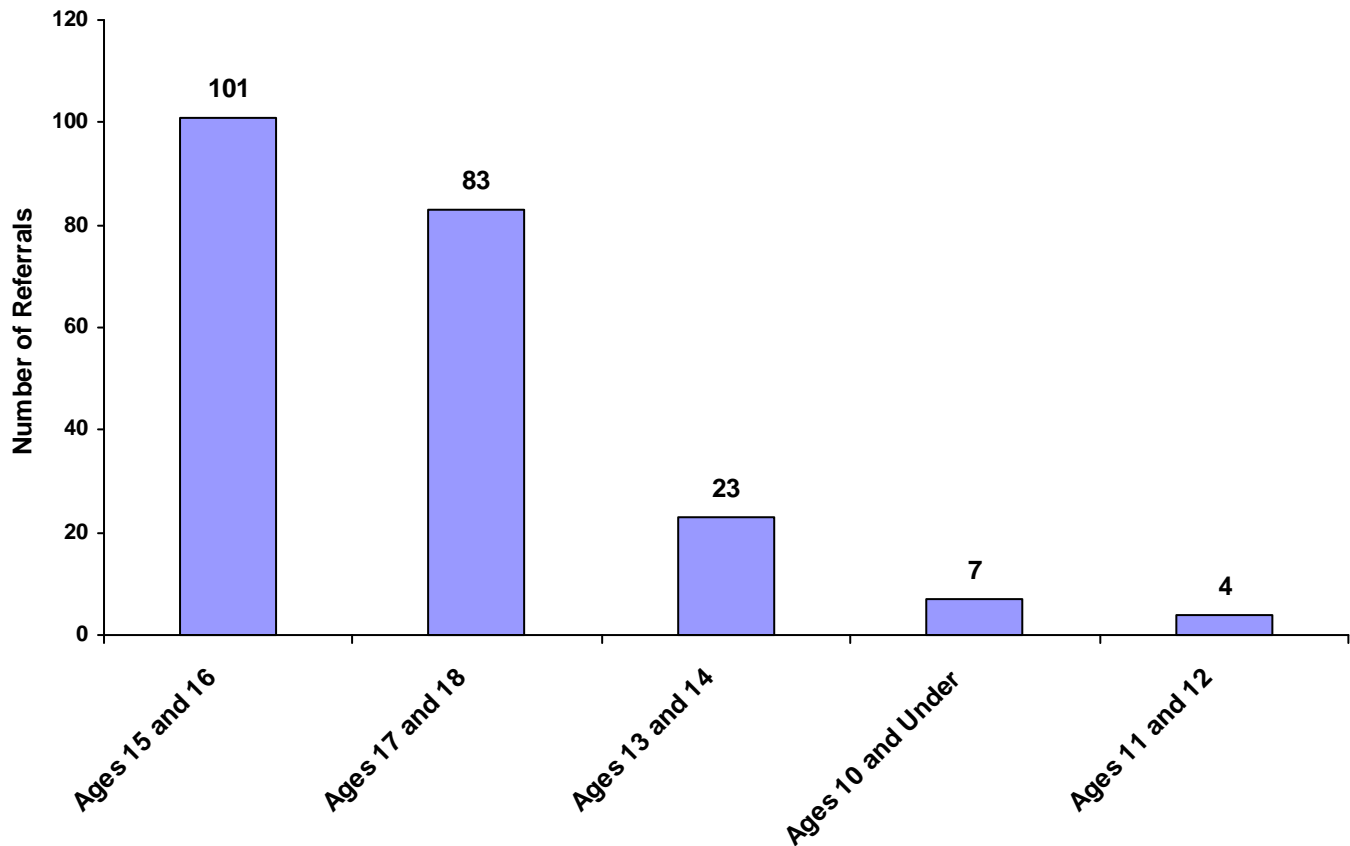
	White	African American	Native American	Asian	Mixed Race	Unknown Race	Total
Male	3	0	0	0	0	0	3
Female	3	0	0	0	0	0	3
Unknown Sex	0	0	0	0	0	0	0
Totals	6	0	0	0	0	0	6

**TENNESSEE COUNCIL OF JUVENILE AND FAMILY COURT JUDGES
2008 WHITE COUNTY JUVENILE COURT STATISTICAL DATA**

Referrals by Age Group, Race and Sex for CY 2008

	White Male	African American Male	Other Race Male	White Female	African American Female	Other Race Female	Unknown Race or Sex	Total	% of Total Referrals
Birth through Age 10	6	0	0	1	0	0	0	7	3.21%
Ages 11 and 12	2	0	0	2	0	0	0	4	1.83%
Ages 13 and 14	17	0	0	6	0	0	0	23	10.55%
Ages 15 and 16	66	0	1	33	1	0	0	101	46.33%
Ages 17 and 18	56	0	4	22	0	1	0	83	38.07%
Unknown Age	0	0	0	0	0	0	0	0	0.00%
All Age Group Totals	147	0	5	64	1	1	0	218	

Total Referrals by Age Group

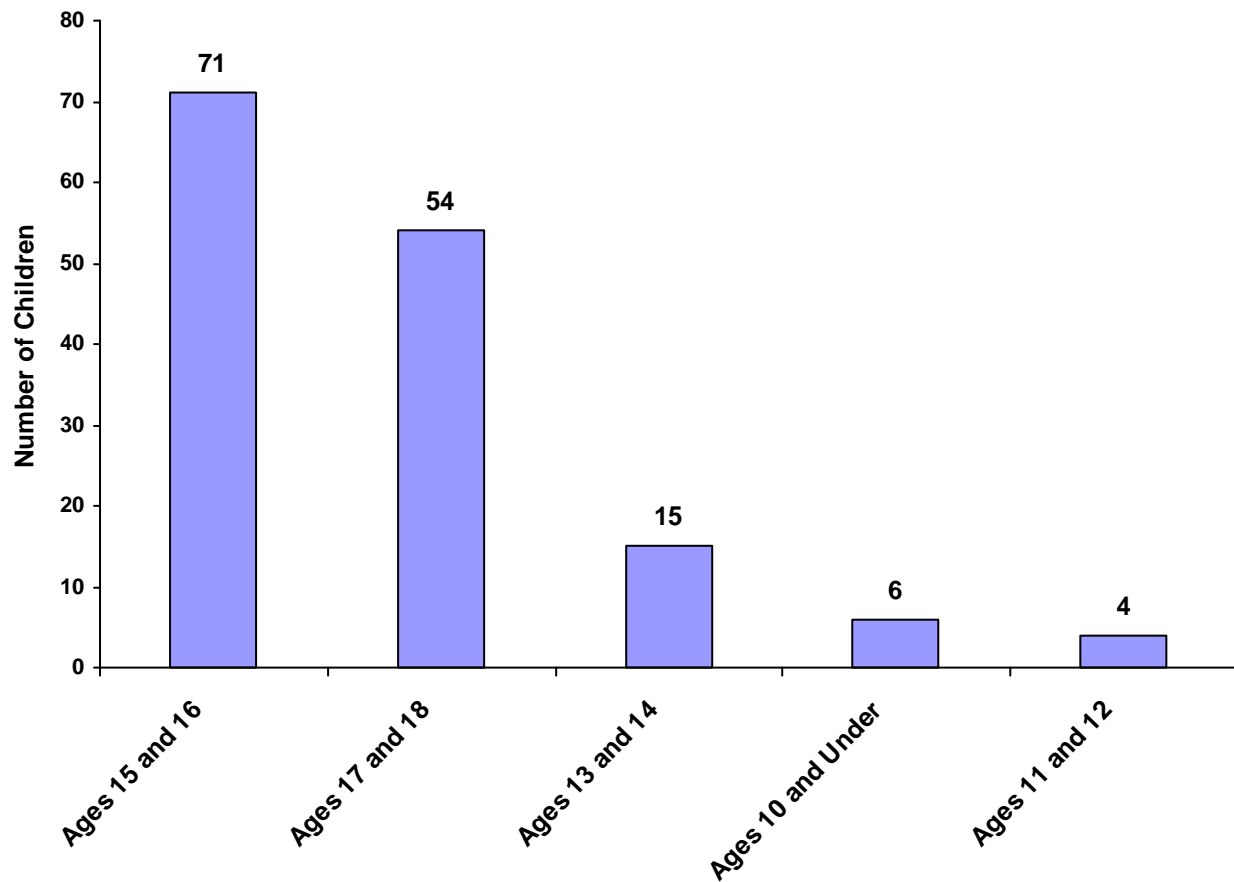


**TENNESSEE COUNCIL OF JUVENILE AND FAMILY COURT JUDGES
2008 WHITE COUNTY JUVENILE COURT STATISTICAL DATA**

Children Referred by Age Group, Race and Sex for CY 2008

	White Male	African American Male	Other Race Male	White Female	African American Female	Other Race Female	Unknown Race or Sex	Total	% of All Children Referred
Ages 10 and Under	5	0	0	1	0	0	0	6	4.00%
Ages 11 through 12	2	0	0	2	0	0	0	4	2.67%
Ages 13 through 14	10	0	0	5	0	0	0	15	10.00%
Ages 15 through 16	49	0	1	20	1	0	0	71	47.33%
Ages 17 through 18	36	0	2	15	0	1	0	54	36.00%
Ages 19 and Over	0	0	0	0	0	0	0	0	0.00%
Total	102	0	3	43	1	1	0	150	

Total Children by Age Group

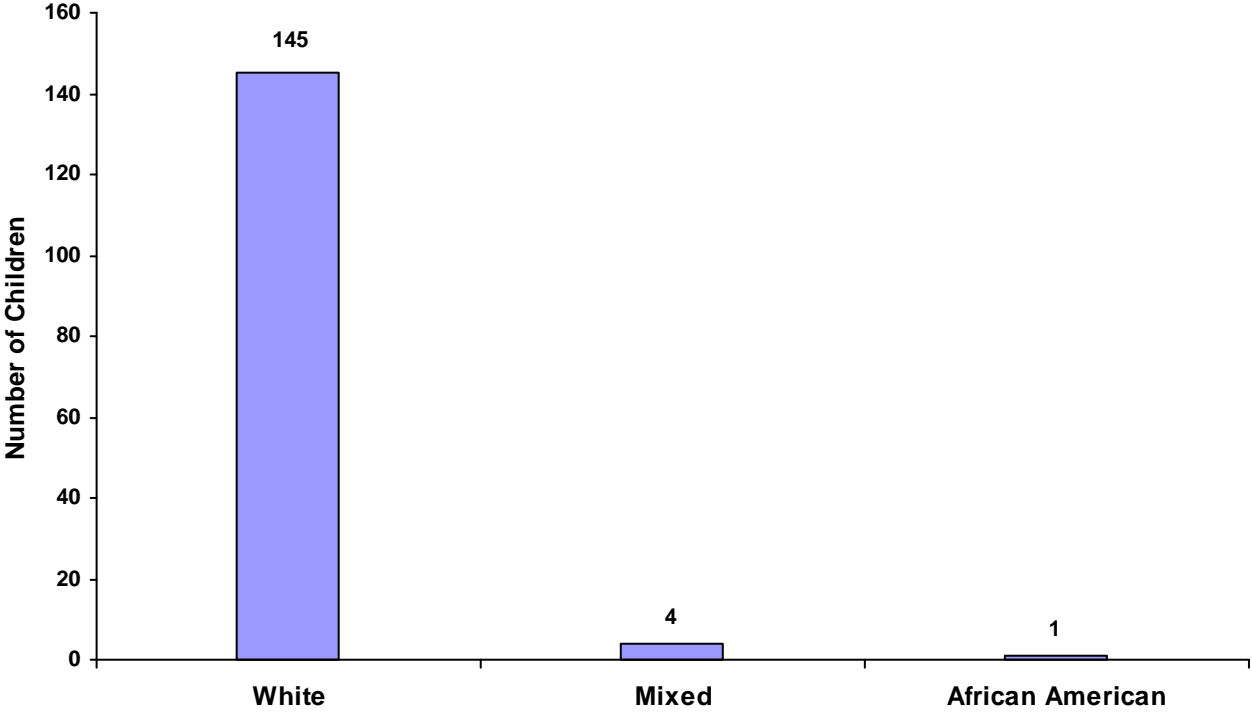


**TENNESSEE COUNCIL OF JUVENILE AND FAMILY COURT JUDGES
2008 WHITE COUNTY JUVENILE COURT STATISTICAL DATA**

Children Referred by Race and Sex for CY 2008

Race	Male	Female	Unknown	Total
White	102	43	0	145
African American	0	1	0	1
Native American	0	0	0	0
Asian	0	0	0	0
Mixed	3	1	0	4
Unknown	0	0	0	0
Total	105	45	0	150

Total Children by Race

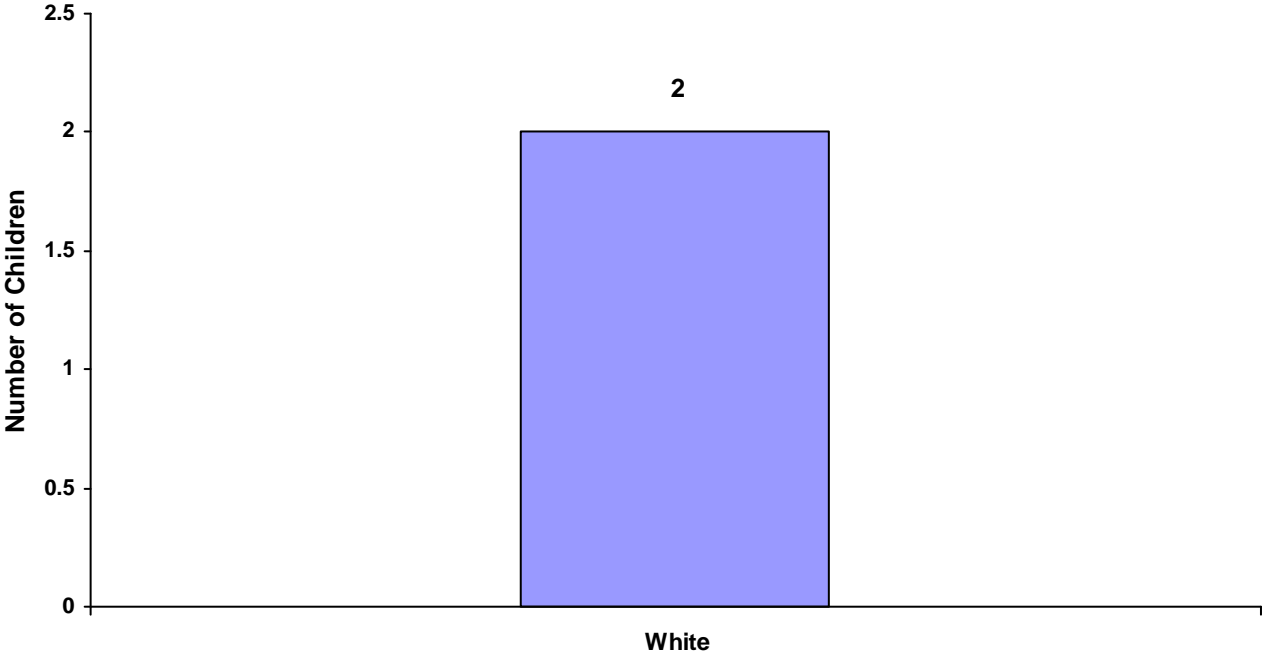


**TENNESSEE COUNCIL OF JUVENILE AND FAMILY COURT JUDGES
2008 WHITE COUNTY JUVENILE COURT STATISTICAL DATA**

Children of Hispanic Origin by Race and Sex for CY 2008

Race	Male	Female	Unknown	Total
White	2	0	0	2
African American	0	0	0	0
Native American	0	0	0	0
Asian	0	0	0	0
Mixed	0	0	0	0
Unknown	0	0	0	0
Total	2	0	0	2

Total Children of Hispanic Origin by Race



**TENNESSEE COUNCIL OF JUVENILE AND FAMILY COURT JUDGES
2008 WHITE COUNTY JUVENILE COURT STATISTICAL DATA**

Referrals by Type of Offense, Age Group, Race and Sex for CY 2008

	White Male	African American Male	Other Race Male	White Female	African American Female	Other Race Female	Unknown Race or Sex	Total
Delinquent								
Ages 10 and Under	0	0	0	0	0	0	0	0
Ages 11 through 12	0	0	0	1	0	0	0	1
Ages 13 through 14	9	0	0	1	0	0	0	10
Ages 15 through 16	39	0	1	20	0	0	0	60
Ages 17 through 18	47	0	4	21	0	0	0	72
Ages 19 and Over	0	0	0	0	0	0	0	0
Total	95	0	5	43	0	0	0	143
Status								
Ages 10 and Under	1	0	0	0	0	0	0	1
Ages 11 through 12	2	0	0	1	0	0	0	3
Ages 13 through 14	5	0	0	2	0	0	0	7
Ages 15 through 16	24	0	0	13	1	0	0	38
Ages 17 through 18	6	0	0	1	0	1	0	8
Ages 19 and Over	0	0	0	0	0	0	0	0
Total	38	0	0	17	1	1	0	57
Dependency and Neglect								
Ages 10 and Under	1	0	0	0	0	0	0	1
Ages 11 through 12	0	0	0	0	0	0	0	0
Ages 13 through 14	0	0	0	3	0	0	0	3
Ages 15 through 16	2	0	0	0	0	0	0	2
Ages 17 through 18	0	0	0	0	0	0	0	0
Ages 19 and Over	0	0	0	0	0	0	0	0
Total	3	0	0	3	0	0	0	6
Other Violations								
Ages 10 and Under	1	0	0	0	0	0	0	1
Ages 11 through 12	0	0	0	0	0	0	0	0
Ages 13 through 14	3	0	0	0	0	0	0	3
Ages 15 through 16	1	0	0	0	0	0	0	1
Ages 17 through 18	2	0	0	0	0	0	0	2
Ages 19 and Over	0	0	0	0	0	0	0	0
Total	7	0	0	0	0	0	0	7

**TENNESSEE COUNCIL OF JUVENILE AND FAMILY COURT JUDGES
2008 WHITE COUNTY JUVENILE COURT STATISTICAL DATA**

Referrals by Type of Offense, Age Group, Race and Sex for CY 2008

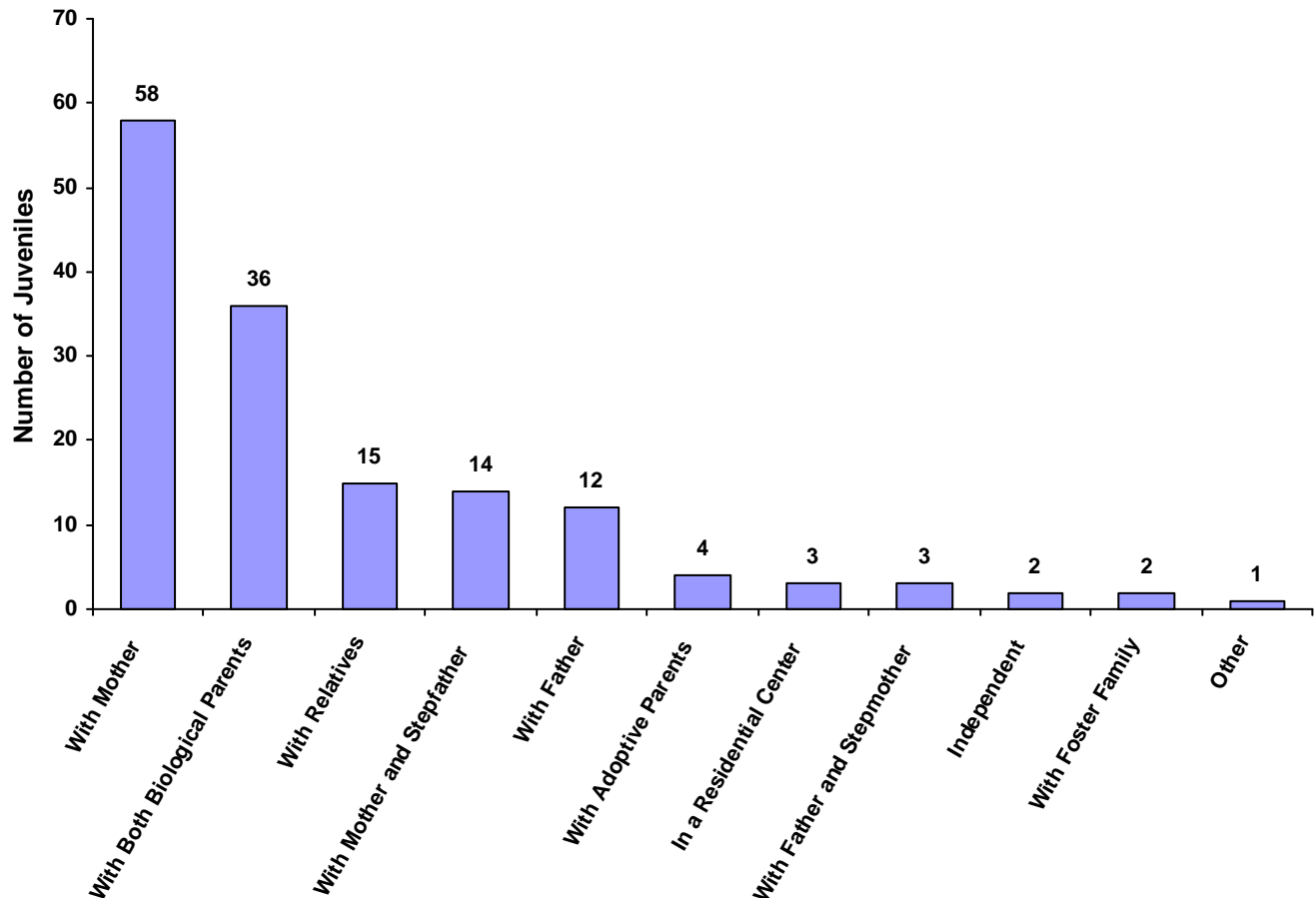
	White Male	African American Male	Other Race Male	White Female	African American Female	Other Race Female	Unknown Race or Sex	Total
Special Proceedings								
Ages 10 and Under	3	0	0	1	0	0	0	4
Ages 11 through 12	0	0	0	0	0	0	0	0
Ages 13 through 14	0	0	0	0	0	0	0	0
Ages 15 through 16	0	0	0	0	0	0	0	0
Ages 17 through 18	0	0	0	0	0	0	0	0
Ages 19 and Over	0	0	0	0	0	0	0	0
Total	3	0	0	1	0	0	0	4
Other								
Ages 10 and Under	0	0	0	0	0	0	0	0
Ages 11 through 12	0	0	0	0	0	0	0	0
Ages 13 through 14	0	0	0	0	0	0	0	0
Ages 15 through 16	0	0	0	0	0	0	0	0
Ages 17 through 18	1	0	0	0	0	0	0	1
Ages 19 and Over	0	0	0	0	0	0	0	0
Total	1	0	0	0	0	0	0	1
Grand Total	147	0	5	64	1	1	0	218

**TENNESSEE COUNCIL OF JUVENILE AND FAMILY COURT JUDGES
2008 WHITE COUNTY JUVENILE COURT STATISTICAL DATA**

Living Arrangement of Juveniles by Race and Sex for CY 2008

	White Male	African American Male	Other Race Male	White Female	African American Female	Other Race Female	Unknown Race or Sex	Total	% of All Children Referred
With Both Biological Parents	26	0	2	7	1	0	0	36	24.00%
With Father and Stepmother	2	0	0	1	0	0	0	3	2.00%
With Mother and Stepfather	10	0	0	4	0	0	0	14	9.33%
With Mother	36	0	0	22	0	0	0	58	38.67%
With Father	8	0	0	4	0	0	0	12	8.00%
With Relatives	11	0	0	4	0	0	0	15	10.00%
With Adoptive Parents	3	0	1	0	0	0	0	4	2.67%
With Foster Family	1	0	0	0	0	1	0	2	1.33%
In a Group Home	0	0	0	0	0	0	0	0	0.00%
In a Residential Center	3	0	0	0	0	0	0	3	2.00%
In an Institution	0	0	0	0	0	0	0	0	0.00%
Independent	1	0	0	1	0	0	0	2	1.33%
Unknown	0	0	0	0	0	0	0	0	0.00%
Other	1	0	0	0	0	0	0	1	0.67%
Totals	102	0	3	43	1	1	0	150	

Living Arrangement of Juveniles



**TENNESSEE COUNCIL OF JUVENILE AND FAMILY COURT JUDGES
2008 WHITE COUNTY JUVENILE COURT STATISTICAL DATA**

Last Grade Completed by Children by Race and Sex for CY 2008

	White Male	African American Male	Other Race Male	White Female	African American Female	Other Race Female	Unknown Race or Sex	Total	% of All Children Referred
Too Young for School	3	0	0	1	0	0	0	4	2.67%
Preschool	0	0	0	0	0	0	0	0	0.00%
Kindergarten	0	0	0	0	0	0	0	0	0.00%
1st Grade	0	0	0	0	0	0	0	0	0.00%
2nd Grade	0	0	0	0	0	0	0	0	0.00%
3rd Grade	0	0	0	0	0	0	0	0	0.00%
4th Grade	0	0	0	0	0	0	0	0	0.00%
5th Grade	2	0	0	3	0	0	0	5	3.33%
6th Grade	4	0	0	2	0	0	0	6	4.00%
7th Grade	8	0	0	2	0	0	0	10	6.67%
8th Grade	27	0	0	6	1	0	0	34	22.67%
9th Grade	20	0	1	9	0	0	0	30	20.00%
10th Grade	26	0	2	14	0	1	0	43	28.67%
11th Grade	9	0	0	2	0	0	0	11	7.33%
12th Grade	2	0	0	4	0	0	0	6	4.00%
Non-Graded Special Ed	0	0	0	0	0	0	0	0	0.00%
GED	1	0	0	0	0	0	0	1	0.67%
Graduated	0	0	0	0	0	0	0	0	0.00%
Never Attended School	0	0	0	0	0	0	0	0	0.00%
Unknown	0	0	0	0	0	0	0	0	0.00%
Other	0	0	0	0	0	0	0	0	0.00%
Totals	102	0	3	43	1	1	0	150	

Children Enrolled in School

	Children	% of All Children
Enrolled	137	91.33%
Not Enrolled	13	8.67%
Unknown		
	150	

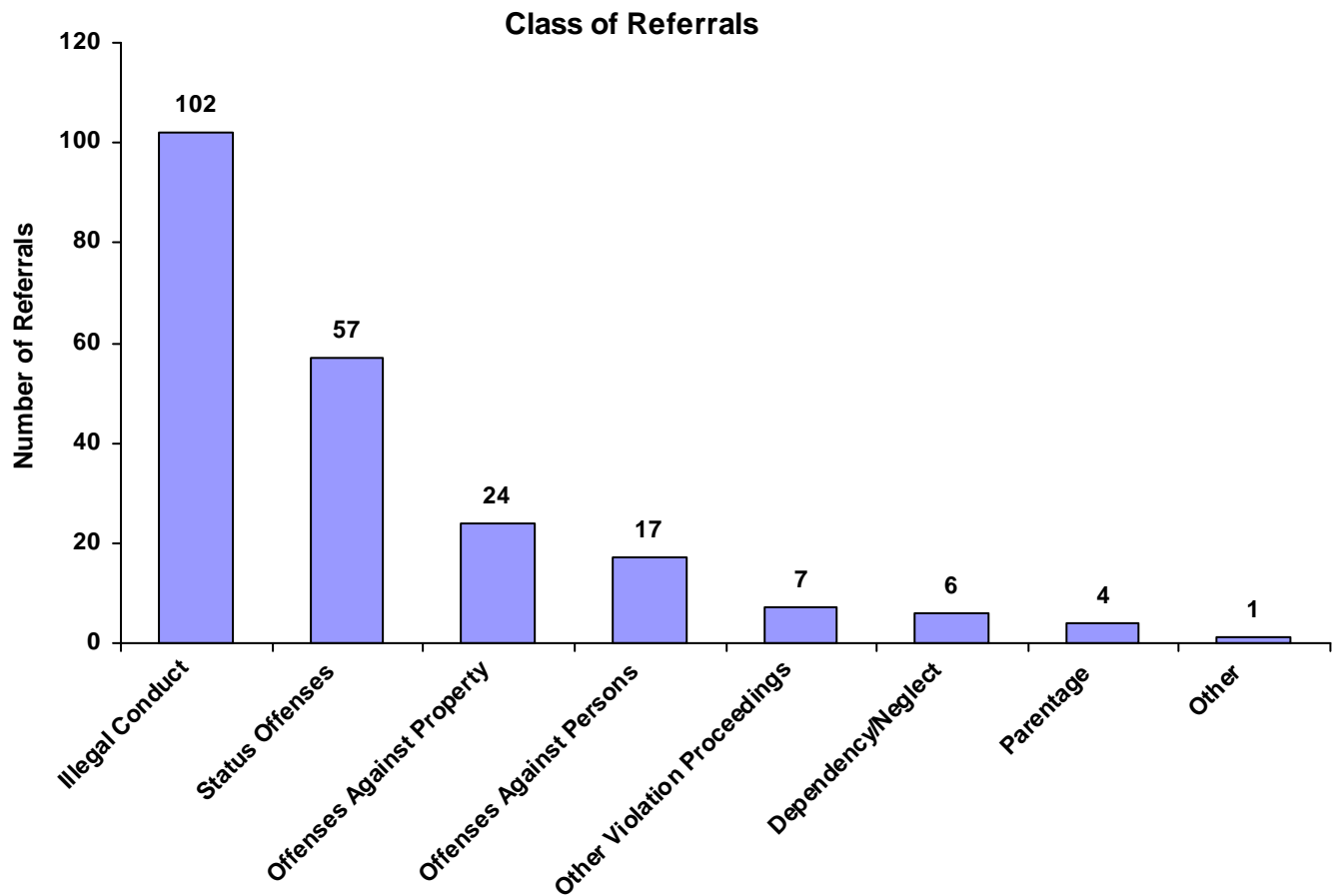
Children Enrolled in Special Education

	Children	% of All Children
Enrolled	10	6.67%
Not Enrolled	140	93.33%
Unknown	0	0.00%
	150	

**TENNESSEE COUNCIL OF JUVENILE AND FAMILY COURT JUDGES
2008 WHITE COUNTY JUVENILE COURT STATISTICAL DATA**

Class of Referrals by Race and Sex for CY 2008

	White Male	African American Male	Other Race Male	White Female	African American Female	Other Race Female	Unknown Race or Sex	Total	% of Total Referrals
Offenses Against Persons	14	0	1	2	0	0	0	17	7.80%
Offenses Against Property	15	0	0	9	0	0	0	24	11.01%
Illegal Conduct	66	0	4	32	0	0	0	102	46.79%
Status Offenses	38	0	0	17	1	1	0	57	26.15%
Dependency/Neglect	3	0	0	3	0	0	0	6	2.75%
Other Violation Proceedings	7	0	0	0	0	0	0	7	3.21%
Parentage	3	0	0	1	0	0	0	4	1.83%
Special Proceedings	0	0	0	0	0	0	0	0	0.00%
Other	1	0	0	0	0	0	0	1	0.46%
Totals	147	0	5	64	1	1	0	218	



**TENNESSEE COUNCIL OF JUVENILE AND FAMILY COURT JUDGES
2008 WHITE COUNTY JUVENILE COURT STATISTICAL DATA**

Referrals by Class and Type Of Offense by Race and Sex for CY 2008

	White Male	African American Male	Other Race Male	White Female	African American Female	Other Race Female	Unknown Race or Sex	Total
<u>Offenses Against Persons</u>								
Assault	12	0	1	2	0	0	0	15
Aggravated Assault	2	0	0	0	0	0	0	2
Criminal Homicide	0	0	0	0	0	0	0	0
1st Degree Murder	0	0	0	0	0	0	0	0
2nd Degree Murder	0	0	0	0	0	0	0	0
Aggravated Rape	0	0	0	0	0	0	0	0
Rape of a Child	0	0	0	0	0	0	0	0
Aggravated Vehicular Homicide	0	0	0	0	0	0	0	0
Esp. Aggravated Robbery	0	0	0	0	0	0	0	0
Esp. Aggravated Kidnapping	0	0	0	0	0	0	0	0
Aggravated Robbery	0	0	0	0	0	0	0	0
Aggravated Kidnapping	0	0	0	0	0	0	0	0
Aggravated Child Abuse / Neglect	0	0	0	0	0	0	0	0
Aggravated Sexual Battery	0	0	0	0	0	0	0	0
Rape	0	0	0	0	0	0	0	0
Voluntary Manslaughter	0	0	0	0	0	0	0	0
Vehicular Homicide	0	0	0	0	0	0	0	0
Sexual Abuse of a Child	0	0	0	0	0	0	0	0
Other Sexual Offenses	0	0	0	0	0	0	0	0
Robbery	0	0	0	0	0	0	0	0
Criminally Negligent Homicide	0	0	0	0	0	0	0	0
Attempted Crime Against a Person	0	0	0	0	0	0	0	0
Reckless Endangerment	0	0	0	0	0	0	0	0
Totals	14	0	1	2	0	0	0	17
<u>Offenses Against Property</u>								
Theft of Property	8	0	0	6	0	0	0	14
Vandalism	3	0	0	1	0	0	0	4
Burglary	2	0	0	2	0	0	0	4
Arson	1	0	0	0	0	0	0	1
Illegal Poss/Use of Credit/Debit Cards	1	0	0	0	0	0	0	1
Aggravated Arson	0	0	0	0	0	0	0	0
Aggravated Burglary	0	0	0	0	0	0	0	0
Forgery	0	0	0	0	0	0	0	0
Worthless Checks	0	0	0	0	0	0	0	0
Unauthorized Use of a Vehicle	0	0	0	0	0	0	0	0
Cruelty to Animals	0	0	0	0	0	0	0	0
Totals	15	0	0	9	0	0	0	24

**TENNESSEE COUNCIL OF JUVENILE AND FAMILY COURT JUDGES
2008 WHITE COUNTY JUVENILE COURT STATISTICAL DATA**

Referrals by Class and Type Of Offense by Race and Sex for CY 2008

	White Male	African American Male	Other Race Male	White Female	African American Female	Other Race Female	Unknown Race or Sex	Total
<u>Illegal Conduct</u>								
Traffic	39	0	4	17	0	0	0	60
Violation of Probation	11	0	0	7	0	0	0	18
Possession/Consumption of Alcohol	9	0	0	4	0	0	0	13
Possession of Controlled Substances	4	0	0	3	0	0	0	7
Violation of Wildlife Regulations	2	0	0	0	0	0	0	2
Evading Arrest	1	0	0	0	0	0	0	1
Violation of Aftercare	0	0	0	1	0	0	0	1
Sale of Controlled Substances	0	0	0	0	0	0	0	0
Other Drug Offenses	0	0	0	0	0	0	0	0
Criminal Attempt	0	0	0	0	0	0	0	0
Carrying Weapons on School Property	0	0	0	0	0	0	0	0
Unlawful Carrying / Poss of a Weapon	0	0	0	0	0	0	0	0
Escape	0	0	0	0	0	0	0	0
Driving Under Influence (DUI)	0	0	0	0	0	0	0	0
Resist Stop/Frisk/Halt/Arrest/Search	0	0	0	0	0	0	0	0
Aggravated Criminal Trespass	0	0	0	0	0	0	0	0
Harassment	0	0	0	0	0	0	0	0
Failure to Appear	0	0	0	0	0	0	0	0
Filing a False Police Report	0	0	0	0	0	0	0	0
Criminal Impersonation	0	0	0	0	0	0	0	0
Disorderly Conduct	0	0	0	0	0	0	0	0
Criminal Trespass	0	0	0	0	0	0	0	0
Public Intoxication	0	0	0	0	0	0	0	0
Gambling	0	0	0	0	0	0	0	0
Local Ordinances	0	0	0	0	0	0	0	0
Contempt of Court	0	0	0	0	0	0	0	0
Totals	66	0	4	32	0	0	0	102
<u>Status Offenses</u>								
Possession of Tobacco Products	22	0	0	3	0	0	0	25
Unruly Behavior	8	0	0	3	0	0	0	11
Truancy	3	0	0	5	1	0	0	9
In-State Runaway	2	0	0	4	0	1	0	7
Violation of a Valid Court Order	3	0	0	1	0	0	0	4
Violation of Curfew	0	0	0	1	0	0	0	1
Out-of-State Runaway	0	0	0	0	0	0	0	0
Totals	38	0	0	17	1	1	0	57
<u>Dependency/Neglect</u>								
Dependency / Neglect	2	0	0	2	0	0	0	4
Sexually Abused Child	0	0	0	1	0	0	0	1
Termination of Parental Rights	1	0	0	0	0	0	0	1
Physically Abused Child	0	0	0	0	0	0	0	0
Totals	3	0	0	3	0	0	0	6

**TENNESSEE COUNCIL OF JUVENILE AND FAMILY COURT JUDGES
2008 WHITE COUNTY JUVENILE COURT STATISTICAL DATA**

Referrals by Class and Type Of Offense by Race and Sex for CY 2008

	White Male	African American Male	Other Race Male	White Female	African American Female	Other Race Female	Unknown Race or Sex	Total
<u>Other Violation Proceedings</u>								
Violation of Pretrial Diversion	7	0	0	0	0	0	0	7
Violation of Informal Adjustment	0	0	0	0	0	0	0	0
Totals	7	0	0	0	0	0	0	7
<u>Parentage</u>								
Custody	1	0	0	1	0	0	0	2
Paternity / Legitimation	2	0	0	0	0	0	0	2
Visitation	0	0	0	0	0	0	0	0
Child Support	0	0	0	0	0	0	0	0
Totals	3	0	0	1	0	0	0	4
<u>Special Proceedings</u>								
Judicial Review	0	0	0	0	0	0	0	0
Administrative Review	0	0	0	0	0	0	0	0
Foster Care Review	0	0	0	0	0	0	0	0
Request for Medical Treatment	0	0	0	0	0	0	0	0
Consent to Marry	0	0	0	0	0	0	0	0
Totals	0	0	0	0	0	0	0	0
<u>Other</u>								
Other	1	0	0	0	0	0	0	1
Totals	1	0	0	0	0	0	0	1
All Referral Totals	147	0	5	64	1	1	0	218

**TENNESSEE COUNCIL OF JUVENILE AND FAMILY COURT JUDGES
2008 WHITE COUNTY JUVENILE COURT STATISTICAL DATA**

Referral Reasons by Type of Offense, Race and Sex for CY 2008

	White Male	African American Male	Other Race Male	White Female	African American Female	Other Race Female	Unknown Race or Sex	Total
Delinquent								
Traffic	39	0	4	17	0	0	0	60
Violation of Probation	11	0	0	7	0	0	0	18
Assault	12	0	1	2	0	0	0	15
Theft of Property	8	0	0	6	0	0	0	14
Possession/Consumption of Alcohol	9	0	0	4	0	0	0	13
Possession of Controlled Substances	4	0	0	3	0	0	0	7
Vandalism	3	0	0	1	0	0	0	4
Burglary	2	0	0	2	0	0	0	4
Aggravated Assault	2	0	0	0	0	0	0	2
Violation of Wildlife Regulations	2	0	0	0	0	0	0	2
Arson	1	0	0	0	0	0	0	1
Illegal Poss/Use of Credit/Debit Cards	1	0	0	0	0	0	0	1
Evading Arrest	1	0	0	0	0	0	0	1
Violation of Aftercare	0	0	0	1	0	0	0	1
Criminal Homicide	0	0	0	0	0	0	0	0
1st Degree Murder	0	0	0	0	0	0	0	0
2nd Degree Murder	0	0	0	0	0	0	0	0
Aggravated Rape	0	0	0	0	0	0	0	0
Rape of a Child	0	0	0	0	0	0	0	0
Aggravated Vehicular Homicide	0	0	0	0	0	0	0	0
Esp. Aggravated Robbery	0	0	0	0	0	0	0	0
Esp. Aggravated Kidnapping	0	0	0	0	0	0	0	0
Aggravated Robbery	0	0	0	0	0	0	0	0
Aggravated Kidnapping	0	0	0	0	0	0	0	0
Aggravated Child Abuse / Neglect	0	0	0	0	0	0	0	0
Aggravated Sexual Battery	0	0	0	0	0	0	0	0
Rape	0	0	0	0	0	0	0	0
Voluntary Manslaughter	0	0	0	0	0	0	0	0
Vehicular Homicide	0	0	0	0	0	0	0	0
Sexual Abuse of a Child	0	0	0	0	0	0	0	0
Other Sexual Offenses	0	0	0	0	0	0	0	0
Robbery	0	0	0	0	0	0	0	0
Criminally Negligent Homicide	0	0	0	0	0	0	0	0
Attempted Crime Against a Person	0	0	0	0	0	0	0	0
Reckless Endangerment	0	0	0	0	0	0	0	0
Aggravated Arson	0	0	0	0	0	0	0	0
Aggravated Burglary	0	0	0	0	0	0	0	0
Forgery	0	0	0	0	0	0	0	0
Worthless Checks	0	0	0	0	0	0	0	0
Unauthorized Use of a Vehicle	0	0	0	0	0	0	0	0
Cruelty to Animals	0	0	0	0	0	0	0	0
Sale of Controlled Substances	0	0	0	0	0	0	0	0
Other Drug Offenses	0	0	0	0	0	0	0	0
Criminal Attempt	0	0	0	0	0	0	0	0
Carrying Weapons on School Property	0	0	0	0	0	0	0	0
Unlawful Carrying / Poss of a Weapon	0	0	0	0	0	0	0	0
Escape	0	0	0	0	0	0	0	0
Driving Under Influence (DUI)	0	0	0	0	0	0	0	0
Resist Stop/Frisk/Halt/Arrest/Search	0	0	0	0	0	0	0	0
Aggravated Criminal Trespass	0	0	0	0	0	0	0	0
Harassment	0	0	0	0	0	0	0	0
Failure to Appear	0	0	0	0	0	0	0	0

**TENNESSEE COUNCIL OF JUVENILE AND FAMILY COURT JUDGES
2008 WHITE COUNTY JUVENILE COURT STATISTICAL DATA**

Referral Reasons by Type of Offense, Race and Sex for CY 2008

	White Male	African American Male	Other Race Male	White Female	African American Female	Other Race Female	Unknown Race or Sex	Total
<u>Delinquent</u>								
Filing a False Police Report	0	0	0	0	0	0	0	0
Criminal Impersonation	0	0	0	0	0	0	0	0
Disorderly Conduct	0	0	0	0	0	0	0	0
Criminal Trespass	0	0	0	0	0	0	0	0
Public Intoxication	0	0	0	0	0	0	0	0
Gambling	0	0	0	0	0	0	0	0
Local Ordinances	0	0	0	0	0	0	0	0
Contempt of Court	0	0	0	0	0	0	0	0
Totals	95	0	5	43	0	0	0	143
<u>Status</u>								
Possession of Tobacco Products	22	0	0	3	0	0	0	25
Unruly Behavior	8	0	0	3	0	0	0	11
Truancy	3	0	0	5	1	0	0	9
In-State Runaway	2	0	0	4	0	1	0	7
Violation of a Valid Court Order	3	0	0	1	0	0	0	4
Violation of Curfew	0	0	0	1	0	0	0	1
Out-of-State Runaway	0	0	0	0	0	0	0	0
Totals	38	0	0	17	1	1	0	57
<u>Dependency and Neglect</u>								
Dependency / Neglect	2	0	0	2	0	0	0	4
Sexually Abused Child	0	0	0	1	0	0	0	1
Termination of Parental Rights	1	0	0	0	0	0	0	1
Physically Abused Child	0	0	0	0	0	0	0	0
Totals	3	0	0	3	0	0	0	6
<u>Other Violations</u>								
Violation of Pretrial Diversion	7	0	0	0	0	0	0	7
Violation of Informal Adjustment	0	0	0	0	0	0	0	0
Totals	7	0	0	0	0	0	0	7
<u>Special Proceedings</u>								
Custody	1	0	0	1	0	0	0	2
Paternity / Legitimation	2	0	0	0	0	0	0	2
Judicial Review	0	0	0	0	0	0	0	0
Administrative Review	0	0	0	0	0	0	0	0
Foster Care Review	0	0	0	0	0	0	0	0
Visitation	0	0	0	0	0	0	0	0
Child Support	0	0	0	0	0	0	0	0
Request for Medical Treatment	0	0	0	0	0	0	0	0
Consent to Marry	0	0	0	0	0	0	0	0
Totals	3	0	0	1	0	0	0	4
<u>Other</u>								
Other	1	0	0	0	0	0	0	1
Totals	1	0	0	0	0	0	0	1
All Referral Totals	147	0	5	64	1	1	0	218

**TENNESSEE COUNCIL OF JUVENILE AND FAMILY COURT JUDGES
2008 WHITE COUNTY JUVENILE COURT STATISTICAL DATA**

Top 4 Referral Reasons by Race and Sex for CY 2008

Sex	Race	Referral Reason	Total
Male			
	White	1. Traffic	39
		2. Possession of Tobacco Products	22
		3. Assault	12
		4. Violation of Probation	11
	Other Race	1. Traffic	4
		2. Assault	1
Female			
	White	1. Traffic	17
		2. Violation of Probation	7
		3. Theft of Property	6
		4. Truancy	5
	African American	1. Truancy	1
	Other Race	1. In-State Runaway	1

**TENNESSEE COUNCIL OF JUVENILE AND FAMILY COURT JUDGES
2008 WHITE COUNTY JUVENILE COURT STATISTICAL DATA**

Top 4 Referral Reasons by Race and Sex and by Type of Offense for CY 2008

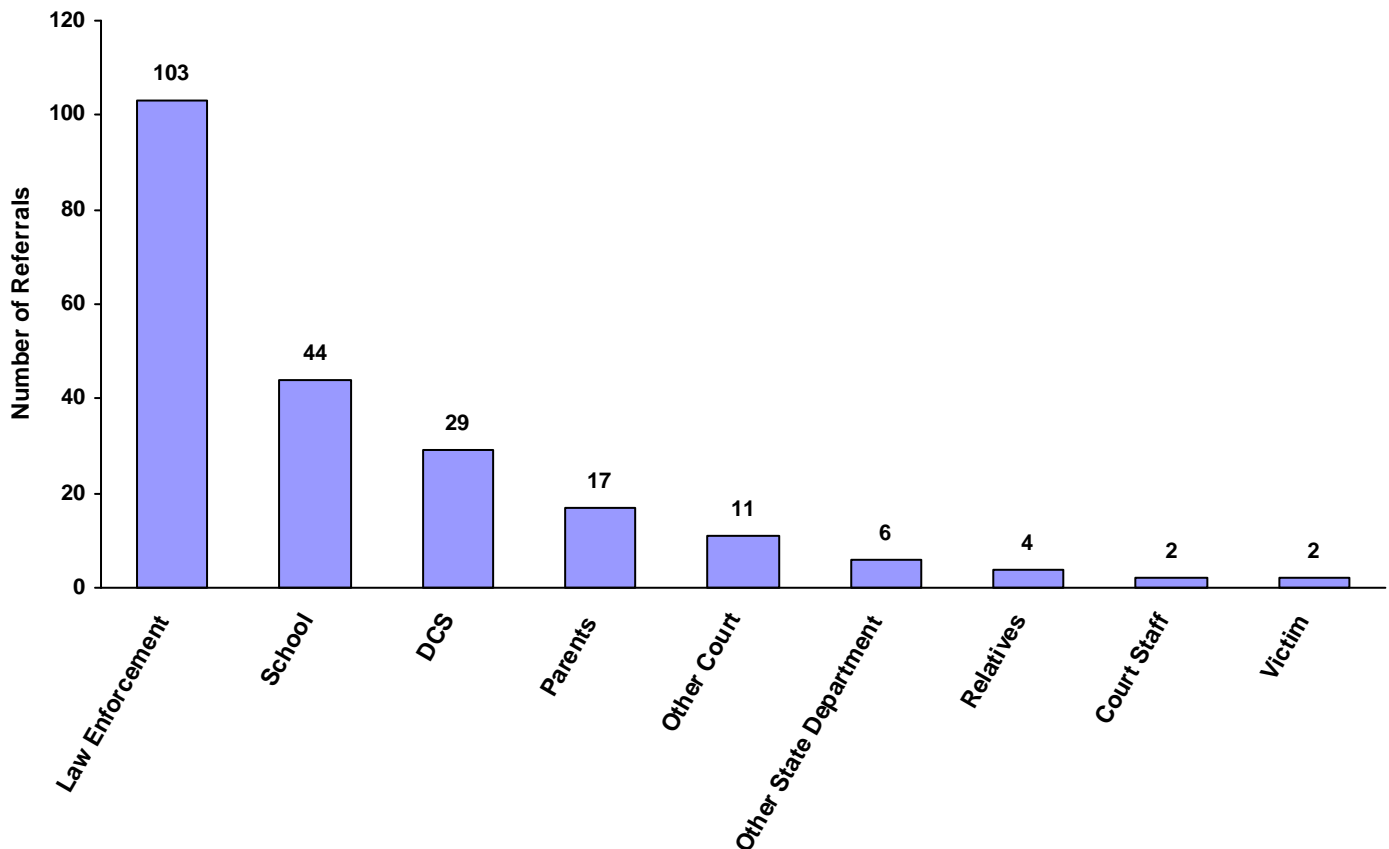
Sex	Race	Referral Type	Referral Reason	Total
Male	White	Delinquent	1. Traffic	39
			2. Assault	12
			3. Violation of Probation	11
			4. Possession/Consumption of Alcohol	9
		Status	1. Possession of Tobacco Products	22
			2. Unruly Behavior	8
			3. Violation of a Valid Court Order	3
		Dependency and Neglect	4. Truancy	3
			1. Dependency / Neglect	2
		2. Termination of Parental Rights	1	
		Other Violations	1. Violation of Pretrial Diversion	7
		Special Proceedings	1. Paternity / Legitimation	2
			2. Custody	1
		Other	1. Other	1
Male	Other Race	Delinquent	1. Traffic	4
			2. Assault	1
Female	White	Delinquent	1. Traffic	17
			2. Violation of Probation	7
			3. Theft of Property	6
			4. Possession/Consumption of Alcohol	4
		Status	1. Truancy	5
			2. In-State Runaway	4
			3. Possession of Tobacco Products	3
		Dependency and Neglect	4. Unruly Behavior	3
			1. Dependency / Neglect	2
		2. Sexually Abused Child	1	
Special Proceedings	1. Custody	1		
Female	African American	Status	1. Truancy	1
Female	Other Race	Status	1. In-State Runaway	1

**TENNESSEE COUNCIL OF JUVENILE AND FAMILY COURT JUDGES
2008 WHITE COUNTY JUVENILE COURT STATISTICAL DATA**

Source of Referrals by Race and Sex for CY 2008

	White Male	African American Male	Other Race Male	White Female	African American Female	Other Race Female	Unknown Race or Sex	Total	% of Total Referrals
Law Enforcement	67	0	4	32	0	0	0	103	47.25%
Parents	11	0	0	6	0	0	0	17	7.80%
Relatives	3	0	0	1	0	0	0	4	1.83%
Self	0	0	0	0	0	0	0	0	0.00%
School	34	0	1	8	1	0	0	44	20.18%
CSA	0	0	0	0	0	0	0	0	0.00%
DCS	18	0	0	10	0	1	0	29	13.30%
Other State Department	5	0	0	1	0	0	0	6	2.75%
District Attorney's Office	0	0	0	0	0	0	0	0	0.00%
Court Staff	1	0	0	1	0	0	0	2	0.92%
Social Agency	0	0	0	0	0	0	0	0	0.00%
Other Court	6	0	0	5	0	0	0	11	5.05%
Victim	2	0	0	0	0	0	0	2	0.92%
Child & Parent	0	0	0	0	0	0	0	0	0.00%
Hospital	0	0	0	0	0	0	0	0	0.00%
Unknown	0	0	0	0	0	0	0	0	0.00%
Other	0	0	0	0	0	0	0	0	0.00%
Totals	147	0	5	64	1	1	0	218	

Total Source of Referrals



**TENNESSEE COUNCIL OF JUVENILE AND FAMILY COURT JUDGES
2008 WHITE COUNTY JUVENILE COURT STATISTICAL DATA**

Six Most Frequent Referral Reasons by Source, Race and Sex for CY 2008

	White Male	African American Male	Other Race Male	White Female	African American Female	Other Race Female	Unknown Race or Sex	Total
<u>Law Enforcement</u>								
1. Traffic	38	0	4	17	0	0	0	59
2. Possession / Consumption of Alcohol	8	0	0	1	0	0	0	9
3. Theft of Property	4	0	0	4	0	0	0	8
4. Assault	4	0	0	2	0	0	0	6
5. Burglary	2	0	0	2	0	0	0	4
6. Vandalism	3	0	0	1	0	0	0	4
<u>Parents</u>								
1. Unruly Behavior	7	0	0	2	0	0	0	9
2. In-State Runaway	0	0	0	4	0	0	0	4
3. Paternity / Legitimation	2	0	0	0	0	0	0	2
4. Custody	1	0	0	0	0	0	0	1
5. Theft of Property	1	0	0	0	0	0	0	1
6. NO REFERRAL SUBMITTED	0	0	0	0	0	0	0	0
<u>Relatives</u>								
1. Assault	1	0	0	0	0	0	0	1
2. Custody	0	0	0	1	0	0	0	1
3. Dependency / Neglect	1	0	0	0	0	0	0	1
4. In-State Runaway	1	0	0	0	0	0	0	1
5. NO REFERRAL SUBMITTED	0	0	0	0	0	0	0	0
<u>Self</u>								
1. NO REFERRAL SUBMITTED	0	0	0	0	0	0	0	0
<u>School</u>								
1. Possession of Tobacco Products	22	0	0	2	0	0	0	24
2. Truancy	3	0	0	5	1	0	0	9
3. Assault	5	0	1	0	0	0	0	6
4. Possession of Controlled Substances	3	0	0	1	0	0	0	4
5. Unruly Behavior	1	0	0	0	0	0	0	1
6. NO REFERRAL SUBMITTED	0	0	0	0	0	0	0	0
<u>Community Service Agencies</u>								
1. NO REFERRAL SUBMITTED	0	0	0	0	0	0	0	0
<u>Department of Children's Services</u>								
1. Violation of Probation	6	0	0	6	0	0	0	12
2. Violation of Pretrial Diversion	7	0	0	0	0	0	0	7
3. Dependency / Neglect	1	0	0	2	0	0	0	3
4. Violation of a Valid Court Order	2	0	0	0	0	0	0	2
5. Aggravated Assault	1	0	0	0	0	0	0	1
6. In-State Runaway	0	0	0	0	0	1	0	1
<u>Other State Department</u>								
1. Violation of Probation	5	0	0	1	0	0	0	6
2. NO REFERRAL SUBMITTED	0	0	0	0	0	0	0	0

**TENNESSEE COUNCIL OF JUVENILE AND FAMILY COURT JUDGES
2008 WHITE COUNTY JUVENILE COURT STATISTICAL DATA**

Six Most Frequent Referral Reasons by Source, Race and Sex for CY 2008

	White Male	African American Male	Other Race Male	White Female	African American Female	Other Race Female	Unknown Race or Sex	Total
<u>District Attorney's Office</u>								
1. NO REFERRAL SUBMITTED	0	0	0	0	0	0	0	0
<u>Court Staff</u>								
1. Violation of a Valid Court Order	1	0	0	1	0	0	0	2
2. NO REFERRAL SUBMITTED	0	0	0	0	0	0	0	0
<u>Social Agency</u>								
1. NO REFERRAL SUBMITTED	0	0	0	0	0	0	0	0
<u>Other Court</u>								
1. Theft of Property	3	0	0	2	0	0	0	5
2. Possession / Consumption of Alcohol	1	0	0	3	0	0	0	4
3. Assault	1	0	0	0	0	0	0	1
4. Traffic	1	0	0	0	0	0	0	1
5. NO REFERRAL SUBMITTED	0	0	0	0	0	0	0	0
<u>Victim</u>								
1. Aggravated Assault	1	0	0	0	0	0	0	1
2. Assault	1	0	0	0	0	0	0	1
3. NO REFERRAL SUBMITTED	0	0	0	0	0	0	0	0
<u>Child & Parent</u>								
1. NO REFERRAL SUBMITTED	0	0	0	0	0	0	0	0
<u>Hospital</u>								
1. NO REFERRAL SUBMITTED	0	0	0	0	0	0	0	0
<u>Unknown</u>								
1. NO REFERRAL SUBMITTED	0	0	0	0	0	0	0	0
<u>Other</u>								
1. NO REFERRAL SUBMITTED	0	0	0	0	0	0	0	0

**TENNESSEE COUNCIL OF JUVENILE AND FAMILY COURT JUDGES
2008 WHITE COUNTY JUVENILE COURT STATISTICAL DATA**

Source of Referrals by Type of Offense, Race and Sex for CY 2008

	White Male	African American Male	Other Race Male	White Female	African American Female	Other Race Female	Unknown Race or Sex	Total
<u>Delinquent</u>								
Law Enforcement	65	0	4	29	0	0	0	98
DCS	7	0	0	7	0	0	0	14
Other Court	6	0	0	5	0	0	0	11
School	8	0	1	1	0	0	0	10
Other State Department	5	0	0	1	0	0	0	6
Victim	2	0	0	0	0	0	0	2
Parents	1	0	0	0	0	0	0	1
Relatives	1	0	0	0	0	0	0	1
Child & Parent	0	0	0	0	0	0	0	0
Court Staff	0	0	0	0	0	0	0	0
CSA	0	0	0	0	0	0	0	0
District Attorney's Office	0	0	0	0	0	0	0	0
Hospital	0	0	0	0	0	0	0	0
Other	0	0	0	0	0	0	0	0
Self	0	0	0	0	0	0	0	0
Social Agency	0	0	0	0	0	0	0	0
Unknown	0	0	0	0	0	0	0	0
Totals	95	0	5	43	0	0	0	143

<u>Status/Unruly</u>								
School	26	0	0	7	1	0	0	34
Parents	7	0	0	6	0	0	0	13
Law Enforcement	1	0	0	3	0	0	0	4
DCS	2	0	0	0	0	1	0	3
Court Staff	1	0	0	1	0	0	0	2
Relatives	1	0	0	0	0	0	0	1
Child & Parent	0	0	0	0	0	0	0	0
CSA	0	0	0	0	0	0	0	0
District Attorney's Office	0	0	0	0	0	0	0	0
Hospital	0	0	0	0	0	0	0	0
Other	0	0	0	0	0	0	0	0
Other Court	0	0	0	0	0	0	0	0
Other State Department	0	0	0	0	0	0	0	0
Self	0	0	0	0	0	0	0	0
Social Agency	0	0	0	0	0	0	0	0
Unknown	0	0	0	0	0	0	0	0
Victim	0	0	0	0	0	0	0	0
Totals	38	0	0	17	1	1	0	57

**TENNESSEE COUNCIL OF JUVENILE AND FAMILY COURT JUDGES
2008 WHITE COUNTY JUVENILE COURT STATISTICAL DATA**

Source of Referrals by Type of Offense, Race and Sex for CY 2008

	White Male	African American Male	Other Race Male	White Female	African American Female	Other Race Female	Unknown Race or Sex	Total
<u>Dependency and Neglect</u>								
DCS	2	0	0	3	0	0	0	5
Relatives	1	0	0	0	0	0	0	1
Child & Parent	0	0	0	0	0	0	0	0
Court Staff	0	0	0	0	0	0	0	0
CSA	0	0	0	0	0	0	0	0
District Attorney's Office	0	0	0	0	0	0	0	0
Hospital	0	0	0	0	0	0	0	0
Law Enforcement	0	0	0	0	0	0	0	0
Other	0	0	0	0	0	0	0	0
Other Court	0	0	0	0	0	0	0	0
Other State Department	0	0	0	0	0	0	0	0
Parents	0	0	0	0	0	0	0	0
School	0	0	0	0	0	0	0	0
Self	0	0	0	0	0	0	0	0
Social Agency	0	0	0	0	0	0	0	0
Unknown	0	0	0	0	0	0	0	0
Victim	0	0	0	0	0	0	0	0
Totals	3	0	0	3	0	0	0	6

<u>Other Violations</u>								
DCS	7	0	0	0	0	0	0	7
Child & Parent	0	0	0	0	0	0	0	0
Court Staff	0	0	0	0	0	0	0	0
CSA	0	0	0	0	0	0	0	0
District Attorney's Office	0	0	0	0	0	0	0	0
Hospital	0	0	0	0	0	0	0	0
Law Enforcement	0	0	0	0	0	0	0	0
Other	0	0	0	0	0	0	0	0
Other Court	0	0	0	0	0	0	0	0
Other State Department	0	0	0	0	0	0	0	0
Parents	0	0	0	0	0	0	0	0
Relatives	0	0	0	0	0	0	0	0
School	0	0	0	0	0	0	0	0
Self	0	0	0	0	0	0	0	0
Social Agency	0	0	0	0	0	0	0	0
Unknown	0	0	0	0	0	0	0	0
Victim	0	0	0	0	0	0	0	0
Totals	7	0	0	0	0	0	0	7

**TENNESSEE COUNCIL OF JUVENILE AND FAMILY COURT JUDGES
2008 WHITE COUNTY JUVENILE COURT STATISTICAL DATA**

Source of Referrals by Type of Offense, Race and Sex for CY 2008

	White Male	African American Male	Other Race Male	White Female	African American Female	Other Race Female	Unknown Race or Sex	Total
<u>Special Proceedings</u>								
Parents	3	0	0	0	0	0	0	3
Relatives	0	0	0	1	0	0	0	1
Child & Parent	0	0	0	0	0	0	0	0
Court Staff	0	0	0	0	0	0	0	0
CSA	0	0	0	0	0	0	0	0
DCS	0	0	0	0	0	0	0	0
District Attorney's Office	0	0	0	0	0	0	0	0
Hospital	0	0	0	0	0	0	0	0
Law Enforcement	0	0	0	0	0	0	0	0
Other	0	0	0	0	0	0	0	0
Other Court	0	0	0	0	0	0	0	0
Other State Department	0	0	0	0	0	0	0	0
School	0	0	0	0	0	0	0	0
Self	0	0	0	0	0	0	0	0
Social Agency	0	0	0	0	0	0	0	0
Unknown	0	0	0	0	0	0	0	0
Victim	0	0	0	0	0	0	0	0
Totals	3	0	0	1	0	0	0	4
<u>Other</u>								
Law Enforcement	1	0	0	0	0	0	0	1
Child & Parent	0	0	0	0	0	0	0	0
Court Staff	0	0	0	0	0	0	0	0
CSA	0	0	0	0	0	0	0	0
DCS	0	0	0	0	0	0	0	0
District Attorney's Office	0	0	0	0	0	0	0	0
Hospital	0	0	0	0	0	0	0	0
Other	0	0	0	0	0	0	0	0
Other Court	0	0	0	0	0	0	0	0
Other State Department	0	0	0	0	0	0	0	0
Parents	0	0	0	0	0	0	0	0
Relatives	0	0	0	0	0	0	0	0
School	0	0	0	0	0	0	0	0
Self	0	0	0	0	0	0	0	0
Social Agency	0	0	0	0	0	0	0	0
Unknown	0	0	0	0	0	0	0	0
Victim	0	0	0	0	0	0	0	0
Totals	1	0	0	0	0	0	0	1
All Referral Source Totals	147	0	5	64	1	1	0	218

**TENNESSEE COUNCIL OF JUVENILE AND FAMILY COURT JUDGES
2008 WHITE COUNTY JUVENILE COURT STATISTICAL DATA**

**Children Referred for Unlawful Carrying/Possession of a Weapon for CY 2008
Total Children = 150**

	White Male	African American Male	Other Race Male	White Female	African American Female	Other Race Female	Unknown Race or Sex	Total	% of All Children Referred
Age Under 1	0	0	0	0	0	0	0	0	0.00%
Age 1	0	0	0	0	0	0	0	0	0.00%
Age 2	0	0	0	0	0	0	0	0	0.00%
Age 3	0	0	0	0	0	0	0	0	0.00%
Age 4	0	0	0	0	0	0	0	0	0.00%
Age 5	0	0	0	0	0	0	0	0	0.00%
Age 6	0	0	0	0	0	0	0	0	0.00%
Age 7	0	0	0	0	0	0	0	0	0.00%
Age 8	0	0	0	0	0	0	0	0	0.00%
Age 9	0	0	0	0	0	0	0	0	0.00%
Age 10	0	0	0	0	0	0	0	0	0.00%
Age 11	0	0	0	0	0	0	0	0	0.00%
Age 12	0	0	0	0	0	0	0	0	0.00%
Age 13	0	0	0	0	0	0	0	0	0.00%
Age 14	0	0	0	0	0	0	0	0	0.00%
Age 15	0	0	0	0	0	0	0	0	0.00%
Age 16	0	0	0	0	0	0	0	0	0.00%
Age 17	0	0	0	0	0	0	0	0	0.00%
Age 18	0	0	0	0	0	0	0	0	0.00%
Age 19 and Over	0	0	0	0	0	0	0	0	0.00%
Totals	0	0	0	0	0	0	0	0	

Total Children Referred for Unlawfully Carrying/Possessing Weapons

**TENNESSEE COUNCIL OF JUVENILE AND FAMILY COURT JUDGES
2008 WHITE COUNTY JUVENILE COURT STATISTICAL DATA**

Children Referred for Carrying Weapons on School Property for CY 2008

Total Children = 150

	White Male	African American Male	Other Race Male	White Female	African American Female	Other Race Female	Unknown Race or Sex	Total	% of Children Referred
Age Under 1	0	0	0	0	0	0	0	0	0.00%
Age 1	0	0	0	0	0	0	0	0	0.00%
Age 2	0	0	0	0	0	0	0	0	0.00%
Age 3	0	0	0	0	0	0	0	0	0.00%
Age 4	0	0	0	0	0	0	0	0	0.00%
Age 5	0	0	0	0	0	0	0	0	0.00%
Age 6	0	0	0	0	0	0	0	0	0.00%
Age 7	0	0	0	0	0	0	0	0	0.00%
Age 8	0	0	0	0	0	0	0	0	0.00%
Age 9	0	0	0	0	0	0	0	0	0.00%
Age 10	0	0	0	0	0	0	0	0	0.00%
Age 11	0	0	0	0	0	0	0	0	0.00%
Age 12	0	0	0	0	0	0	0	0	0.00%
Age 13	0	0	0	0	0	0	0	0	0.00%
Age 14	0	0	0	0	0	0	0	0	0.00%
Age 15	0	0	0	0	0	0	0	0	0.00%
Age 16	0	0	0	0	0	0	0	0	0.00%
Age 17	0	0	0	0	0	0	0	0	0.00%
Age 18	0	0	0	0	0	0	0	0	0.00%
Age 19 and Over	0	0	0	0	0	0	0	0	0.00%
Totals	0	0	0	0	0	0	0	0	

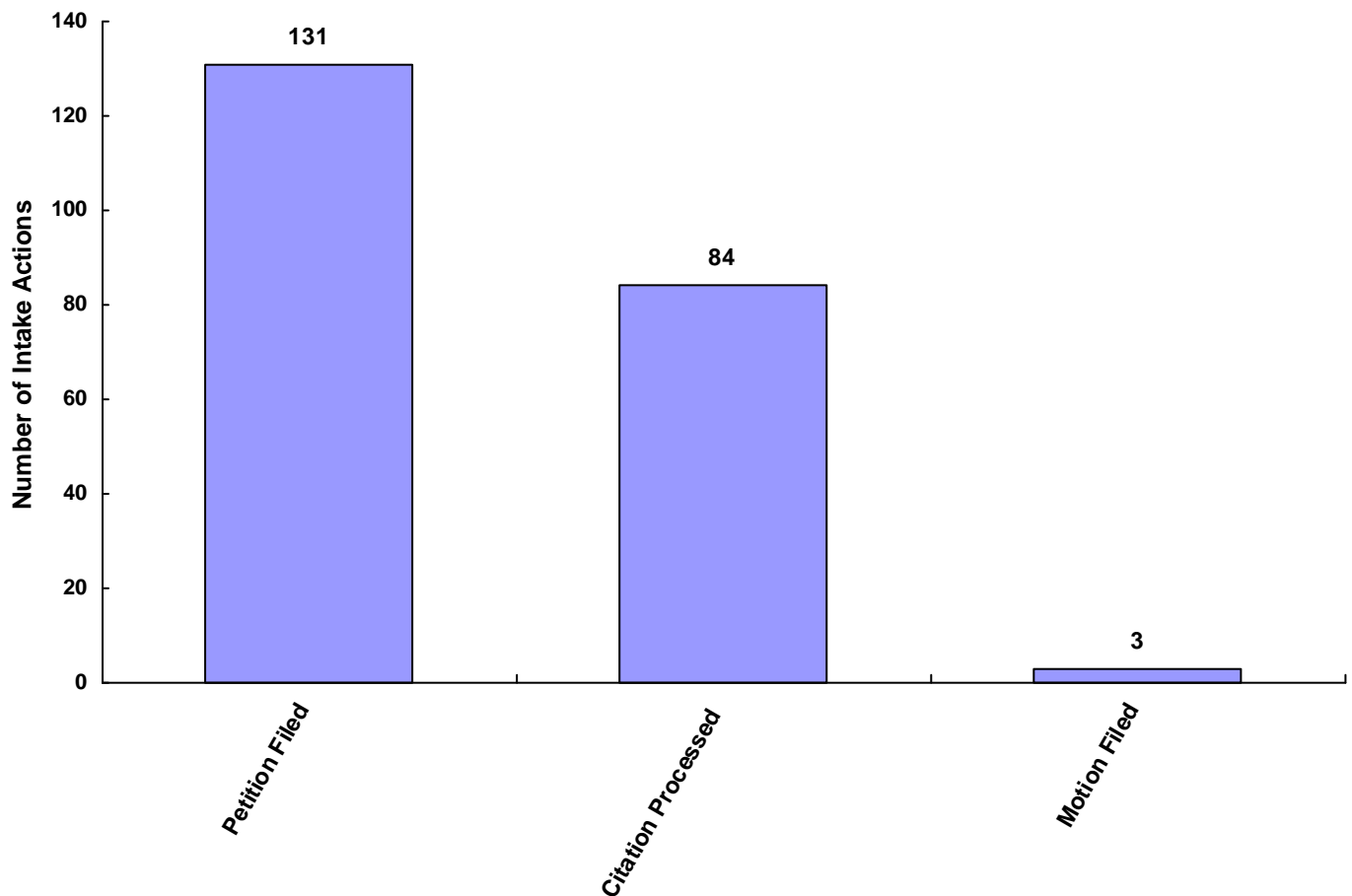
Total Children Referred for Carrying Weapons on School Property

**TENNESSEE COUNCIL OF JUVENILE AND FAMILY COURT JUDGES
2008 WHITE COUNTY JUVENILE COURT STATISTICAL DATA**

Intake Actions at Referral by Race and Sex for CY 2008

	White Male	African American Male	Other Race Male	White Female	African American Female	Other Race Female	Unknown Race or Sex	Total	% of Total Referrals
Petition Filed	86	0	1	42	1	1	0	131	60.09%
Motion Filed	1	0	0	2	0	0	0	3	1.38%
Citation Processed	60	0	4	20	0	0	0	84	38.53%
Paternity Processed Notice	0	0	0	0	0	0	0	0	0.00%
Schedule Judicial Review	0	0	0	0	0	0	0	0	0.00%
Schedule Admin Review	0	0	0	0	0	0	0	0	0.00%
Schedule Foster Care Review	0	0	0	0	0	0	0	0	0.00%
Unknown	0	0	0	0	0	0	0	0	0.00%
Does Not Apply	0	0	0	0	0	0	0	0	0.00%
Other	0	0	0	0	0	0	0	0	0.00%
Totals	147	0	5	64	1	1	0	218	

Total Intake Actions at Referral



**TENNESSEE COUNCIL OF JUVENILE AND FAMILY COURT JUDGES
2008 WHITE COUNTY JUVENILE COURT STATISTICAL DATA**

Intake Actions of Referrals by Class of Offense, Race and Sex for CY 2008

	White Male	African American Male	Other Race Male	White Female	African American Female	Other Race Female	Unknown Race or Sex	Total
<u>Offenses Against Persons</u>								
Petition Filed	14	0	1	2	0	0	0	17
Motion Filed	0	0	0	0	0	0	0	0
Citation Processed	0	0	0	0	0	0	0	0
Notification of Paternity Processed	0	0	0	0	0	0	0	0
Scheduling of Judicial Review	0	0	0	0	0	0	0	0
Scheduling of Administrative Review	0	0	0	0	0	0	0	0
Scheduling of Foster Care Review	0	0	0	0	0	0	0	0
Unknown	0	0	0	0	0	0	0	0
Does Not Apply	0	0	0	0	0	0	0	0
Other	0	0	0	0	0	0	0	0
Totals	14	0	1	2	0	0	0	17

<u>Offenses Against Property</u>								
Petition Filed	15	0	0	8	0	0	0	23
Motion Filed	0	0	0	1	0	0	0	1
Citation Processed	0	0	0	0	0	0	0	0
Notification of Paternity Processed	0	0	0	0	0	0	0	0
Scheduling of Judicial Review	0	0	0	0	0	0	0	0
Scheduling of Administrative Review	0	0	0	0	0	0	0	0
Scheduling of Foster Care Review	0	0	0	0	0	0	0	0
Unknown	0	0	0	0	0	0	0	0
Does Not Apply	0	0	0	0	0	0	0	0
Other	0	0	0	0	0	0	0	0
Totals	15	0	0	9	0	0	0	24

<u>Illegal Conduct</u>								
Citation Processed	40	0	4	16	0	0	0	60
Petition Filed	25	0	0	15	0	0	0	40
Motion Filed	1	0	0	1	0	0	0	2
Notification of Paternity Processed	0	0	0	0	0	0	0	0
Scheduling of Judicial Review	0	0	0	0	0	0	0	0
Scheduling of Administrative Review	0	0	0	0	0	0	0	0
Scheduling of Foster Care Review	0	0	0	0	0	0	0	0
Unknown	0	0	0	0	0	0	0	0
Does Not Apply	0	0	0	0	0	0	0	0
Other	0	0	0	0	0	0	0	0
Totals	66	0	4	32	0	0	0	102

**TENNESSEE COUNCIL OF JUVENILE AND FAMILY COURT JUDGES
2008 WHITE COUNTY JUVENILE COURT STATISTICAL DATA**

Intake Actions of Referrals by Class of Offense, Race and Sex for CY 2008

	White Male	African American Male	Other Race Male	White Female	African American Female	Other Race Female	Unknown Race or Sex	Total
<u>Status Offenses</u>								
Petition Filed	18	0	0	13	1	1	0	33
Citation Processed	20	0	0	4	0	0	0	24
Motion Filed	0	0	0	0	0	0	0	0
Notification of Paternity Processed	0	0	0	0	0	0	0	0
Scheduling of Judicial Review	0	0	0	0	0	0	0	0
Scheduling of Administrative Review	0	0	0	0	0	0	0	0
Scheduling of Foster Care Review	0	0	0	0	0	0	0	0
Unknown	0	0	0	0	0	0	0	0
Does Not Apply	0	0	0	0	0	0	0	0
Other	0	0	0	0	0	0	0	0
Totals	38	0	0	17	1	1	0	57

<u>Dependency/Neglect</u>								
Petition Filed	3	0	0	3	0	0	0	6
Motion Filed	0	0	0	0	0	0	0	0
Citation Processed	0	0	0	0	0	0	0	0
Notification of Paternity Processed	0	0	0	0	0	0	0	0
Scheduling of Judicial Review	0	0	0	0	0	0	0	0
Scheduling of Administrative Review	0	0	0	0	0	0	0	0
Scheduling of Foster Care Review	0	0	0	0	0	0	0	0
Unknown	0	0	0	0	0	0	0	0
Does Not Apply	0	0	0	0	0	0	0	0
Other	0	0	0	0	0	0	0	0
Totals	3	0	0	3	0	0	0	6

<u>Other Violation Proceedings</u>								
Petition Filed	7	0	0	0	0	0	0	7
Motion Filed	0	0	0	0	0	0	0	0
Citation Processed	0	0	0	0	0	0	0	0
Notification of Paternity Processed	0	0	0	0	0	0	0	0
Scheduling of Judicial Review	0	0	0	0	0	0	0	0
Scheduling of Administrative Review	0	0	0	0	0	0	0	0
Scheduling of Foster Care Review	0	0	0	0	0	0	0	0
Unknown	0	0	0	0	0	0	0	0
Does Not Apply	0	0	0	0	0	0	0	0
Other	0	0	0	0	0	0	0	0
Totals	7	0	0	0	0	0	0	7

**TENNESSEE COUNCIL OF JUVENILE AND FAMILY COURT JUDGES
2008 WHITE COUNTY JUVENILE COURT STATISTICAL DATA**

Intake Actions of Referrals by Class of Offense, Race and Sex for CY 2008

	White Male	African American Male	Other Race Male	White Female	African American Female	Other Race Female	Unknown Race or Sex	Total
<u>Parentage</u>								
Petition Filed	3	0	0	1	0	0	0	4
Motion Filed	0	0	0	0	0	0	0	0
Citation Processed	0	0	0	0	0	0	0	0
Notification of Paternity Processed	0	0	0	0	0	0	0	0
Scheduling of Judicial Review	0	0	0	0	0	0	0	0
Scheduling of Administrative Review	0	0	0	0	0	0	0	0
Scheduling of Foster Care Review	0	0	0	0	0	0	0	0
Unknown	0	0	0	0	0	0	0	0
Does Not Apply	0	0	0	0	0	0	0	0
Other	0	0	0	0	0	0	0	0
Totals	3	0	0	1	0	0	0	4
<u>Special Proceedings</u>								
Petition Filed	0	0	0	0	0	0	0	0
Motion Filed	0	0	0	0	0	0	0	0
Citation Processed	0	0	0	0	0	0	0	0
Notification of Paternity Processed	0	0	0	0	0	0	0	0
Scheduling of Judicial Review	0	0	0	0	0	0	0	0
Scheduling of Administrative Review	0	0	0	0	0	0	0	0
Scheduling of Foster Care Review	0	0	0	0	0	0	0	0
Unknown	0	0	0	0	0	0	0	0
Does Not Apply	0	0	0	0	0	0	0	0
Other	0	0	0	0	0	0	0	0
Totals	0	0	0	0	0	0	0	0
<u>Other</u>								
Petition Filed	1	0	0	0	0	0	0	1
Motion Filed	0	0	0	0	0	0	0	0
Citation Processed	0	0	0	0	0	0	0	0
Notification of Paternity Processed	0	0	0	0	0	0	0	0
Scheduling of Judicial Review	0	0	0	0	0	0	0	0
Scheduling of Administrative Review	0	0	0	0	0	0	0	0
Scheduling of Foster Care Review	0	0	0	0	0	0	0	0
Unknown	0	0	0	0	0	0	0	0
Does Not Apply	0	0	0	0	0	0	0	0
Other	0	0	0	0	0	0	0	0
Totals	1	0	0	0	0	0	0	1
All Intake Action Totals	147	0	5	64	1	1	0	218

**TENNESSEE COUNCIL OF JUVENILE AND FAMILY COURT JUDGES
2008 WHITE COUNTY JUVENILE COURT STATISTICAL DATA**

Detention Statistics at Referral by Individual Child by Race and Sex for CY 2008

	White Male	African American Male	Other Race Male	White Female	African American Female	Other Race Female	Unknown Race or Sex	Total	% of Total Children
Does Not Apply	98	0	3	42	1	1	0	145	96.67%
Juvenile Detention Facility	4	0	0	1	0	0	0	5	3.33%
Non-Secure Placement	0	0	0	0	0	0	0	0	0.00%
Jail - Complete Separation	0	0	0	0	0	0	0	0	0.00%
Jail - Partial Separation	0	0	0	0	0	0	0	0	0.00%
Jail - No Separation	0	0	0	0	0	0	0	0	0.00%
Psychiatric Hospital	0	0	0	0	0	0	0	0	0.00%
Unknown	0	0	0	0	0	0	0	0	0.00%
Other	0	0	0	0	0	0	0	0	0.00%
Totals	102	0	3	43	1	1	0	150	

Detention Statistics at Referral by Individual Case for CY 2008

	Cases	% of Total Cases
Does Not Apply	174	96.67%
Juvenile Detention Facility	6	3.33%
Non-Secure Placement	0	0.00%
Jail - Complete Separation	0	0.00%
Jail - Partial Separation	0	0.00%
Jail - No Separation	0	0.00%
Psychiatric Hospital	0	0.00%
Unknown	0	0.00%
Other	0	0.00%
	180	100.00%

Detention Statistics above are reported separately by Child and by Case. One child may have multiple cases.

Does Not Apply: Refers to cases not eligible for detention due to the type of Referral or the decision not to detain.

**TENNESSEE COUNCIL OF JUVENILE AND FAMILY COURT JUDGES
2008 WHITE COUNTY JUVENILE COURT STATISTICAL DATA**

Placement after Secure Detention Hearing by Individual Child by Race and Sex for CY 2008

	White Male	African American Male	Other Race Male	White Female	African American Female	Other Race Female	Unknown Race or Sex	Total	% of Total Children
Does Not Apply	98	0	3	42	1	1	0	145	96.67%
Returned to Prior Living Arr	2	0	0	0	0	0	0	2	1.33%
Juvenile Detention Facility	1	0	0	1	0	0	0	2	1.33%
Shelter / Group Home	1	0	0	0	0	0	0	1	0.67%
Jail	0	0	0	0	0	0	0	0	0.00%
Foster Family Home	0	0	0	0	0	0	0	0	0.00%
Psychiatric Hospital	0	0	0	0	0	0	0	0	0.00%
Unknown	0	0	0	0	0	0	0	0	0.00%
Other	0	0	0	0	0	0	0	0	0.00%
Totals	102	0	3	43	1	1	0	150	

Placement after Secure Detention Hearing by Individual Case for CY 2008

	Cases	% of Total Cases
Does Not Apply	174	96.67%
Juvenile Detention Facility	3	1.67%
Returned to Prior Living Arrangement	2	1.11%
Shelter / Group Home	1	0.56%
Jail	0	0.00%
Foster Family Home	0	0.00%
Psychiatric Hospital	0	0.00%
Unknown	0	0.00%
Other	0	0.00%
	180	100.00%

Detention Statistics above are reported separately by Child and by Case. One child may have multiple cases.

Does Not Apply: Refers to cases not eligible for detention due to the type of Referral or the decision not to detain.

**TENNESSEE COUNCIL OF JUVENILE AND FAMILY COURT JUDGES
2008 WHITE COUNTY JUVENILE COURT STATISTICAL DATA**

Dispositional Procedures for CY 2008

Procedures used to Dispose or Adjust all Referrals

	Number	% of All Referrals
Formally Adjudicated	178	81.65%
Informally Adjusted	6	2.75%
Transfer to Adult Court Hearings and Charges Cleared	0	0.00%
Otherwise Handled	34	15.60%
	218	100.00%

Referrals Disposed by Formal Adjudicatory Proceedings

	Number	% of All Referrals
Dismissed	39	17.89%
Retired / Nolle Prosequi	0	0.00%
Complaint Substantiated Delinquent	55	25.23%
Complaint Substantiated Status Offender	79	36.24%
Complaint Substantiated Dependent/Neglect	5	2.29%
Complaint Substantiated Abused	0	0.00%
Complaint Substantiated Mentally Ill	0	0.00%
	178	81.65%

Referrals Disposed by Other Actions

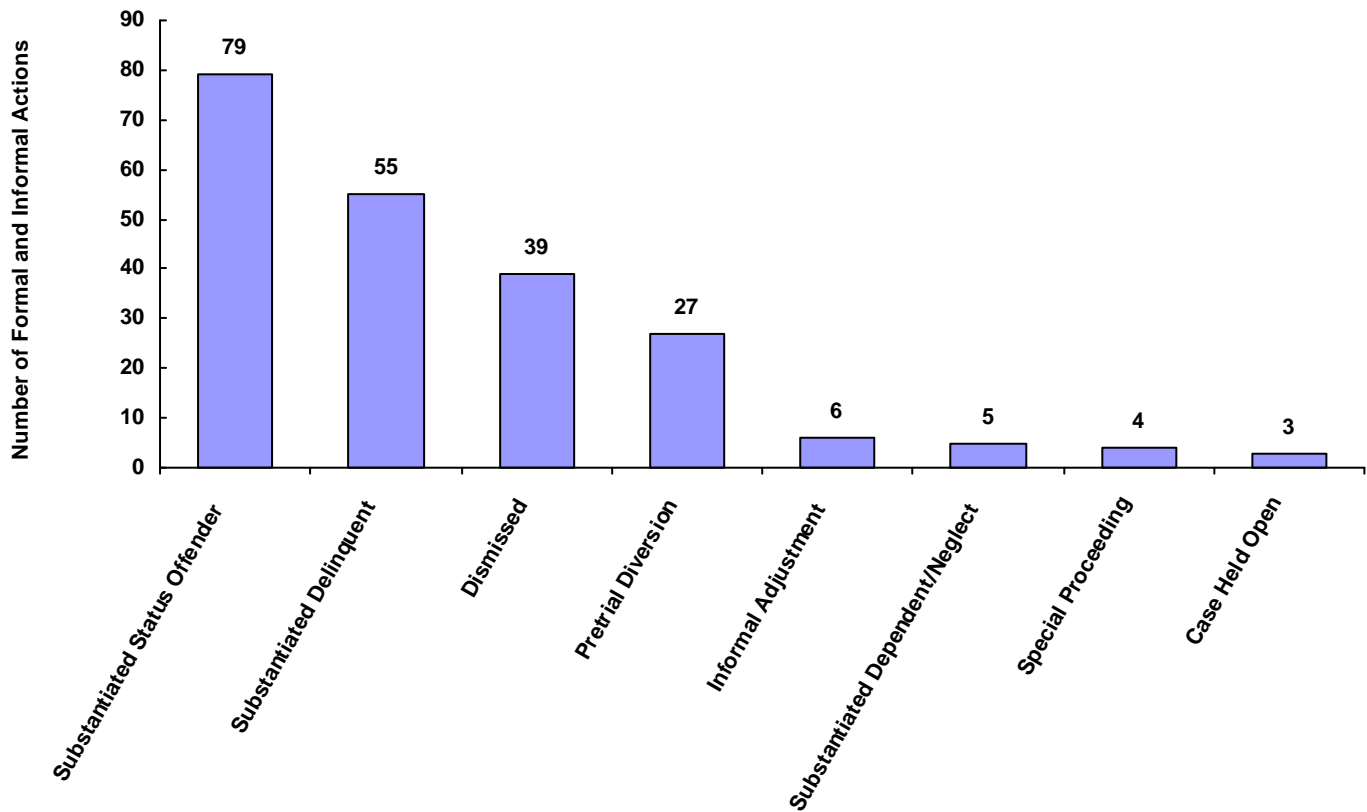
	Number	% of All Referrals
Informal Adjustment	6	2.75%
Transfer to Adult Court Hearing	0	0.00%
Charges Cleared by Transfer to Adult Court	0	0.00%
Pretrial Diversion	27	12.39%
Special Proceeding	4	1.83%
Review Concluded	0	0.00%
Case Held Open	3	1.38%
Other	0	0.00%
Unknown	0	0.00%
	40	18.35%

**TENNESSEE COUNCIL OF JUVENILE AND FAMILY COURT JUDGES
2008 WHITE COUNTY JUVENILE COURT STATISTICAL DATA**

Formal and Informal Actions by Race and Sex for CY 2008

	White Male	African American Male	Other Race Male	White Female	African American Female	Other Race Female	Unknown Race or Sex	Total	% of Total Referrals
Dismissed	22	0	2	14	0	1	0	39	17.89%
Retired / Nolle Prosequi	0	0	0	0	0	0	0	0	0.00%
Substantiated Delinquent	40	0	1	14	0	0	0	55	25.23%
Substantiated Status Offender	57	0	2	19	1	0	0	79	36.24%
Substantiated Dependent/Neglect	2	0	0	3	0	0	0	5	2.29%
Substantiated Abused	0	0	0	0	0	0	0	0	0.00%
Substantiated Mentally Ill	0	0	0	0	0	0	0	0	0.00%
Informal Adjustment	4	0	0	2	0	0	0	6	2.75%
Pretrial Diversion	18	0	0	9	0	0	0	27	12.39%
Transfer to Adult Court Hearing	0	0	0	0	0	0	0	0	0.00%
Cleared by Transfer to Adult Court	0	0	0	0	0	0	0	0	0.00%
Special Proceeding	4	0	0	0	0	0	0	4	1.83%
Review Concluded	0	0	0	0	0	0	0	0	0.00%
Case Held Open	0	0	0	3	0	0	0	3	1.38%
Unknown	0	0	0	0	0	0	0	0	0.00%
Other	0	0	0	0	0	0	0	0	0.00%
Totals	147	0	5	64	1	1	0	218	

Total Formal and Informal Actions



**TENNESSEE COUNCIL OF JUVENILE AND FAMILY COURT JUDGES
2008 WHITE COUNTY JUVENILE COURT STATISTICAL DATA**

Formal and Informal Actions by Type of Offense, Race and Sex for CY 2008

	White Male	African American Male	Other Race Male	White Female	African American Female	Other Race Female	Unknown Race or Sex	Total
<u>Delinquent</u>								
Complaint Substantiated Status Offender	31	0	2	11	0	0	0	44
Complaint Substantiated Delinquent	28	0	1	13	0	0	0	42
Dismissed	17	0	2	8	0	0	0	27
Pretrial Diversion	18	0	0	9	0	0	0	27
Case Held Open	0	0	0	2	0	0	0	2
Informal Adjustment	1	0	0	0	0	0	0	1
Retired / Nolle Prosequi	0	0	0	0	0	0	0	0
Complaint Substantiated Dependent/Neglect	0	0	0	0	0	0	0	0
Complaint Substantiated Abused	0	0	0	0	0	0	0	0
Complaint Substantiated Mentally Ill	0	0	0	0	0	0	0	0
Transfer to Adult Court Hearing	0	0	0	0	0	0	0	0
Charges Cleared by Transfer to Adult Court	0	0	0	0	0	0	0	0
Special Proceeding	0	0	0	0	0	0	0	0
Review Concluded	0	0	0	0	0	0	0	0
Unknown	0	0	0	0	0	0	0	0
Other	0	0	0	0	0	0	0	0
Totals	95	0	5	43	0	0	0	143

<u>Status</u>								
Complaint Substantiated Status Offender	26	0	0	8	1	0	0	35
Dismissed	5	0	0	6	0	1	0	12
Complaint Substantiated Delinquent	4	0	0	1	0	0	0	5
Informal Adjustment	3	0	0	2	0	0	0	5
Retired / Nolle Prosequi	0	0	0	0	0	0	0	0
Complaint Substantiated Dependent/Neglect	0	0	0	0	0	0	0	0
Complaint Substantiated Abused	0	0	0	0	0	0	0	0
Complaint Substantiated Mentally Ill	0	0	0	0	0	0	0	0
Pretrial Diversion	0	0	0	0	0	0	0	0
Transfer to Adult Court Hearing	0	0	0	0	0	0	0	0
Charges Cleared by Transfer to Adult Court	0	0	0	0	0	0	0	0
Special Proceeding	0	0	0	0	0	0	0	0
Review Concluded	0	0	0	0	0	0	0	0
Case Held Open	0	0	0	0	0	0	0	0
Unknown	0	0	0	0	0	0	0	0
Other	0	0	0	0	0	0	0	0
Totals	38	0	0	17	1	1	0	57

**TENNESSEE COUNCIL OF JUVENILE AND FAMILY COURT JUDGES
2008 WHITE COUNTY JUVENILE COURT STATISTICAL DATA**

Formal and Informal Actions by Type of Offense, Race and Sex for CY 2008

	White Male	African American Male	Other Race Male	White Female	African American Female	Other Race Female	Unknown Race or Sex	Total
<u>Dependency and Neglect</u>								
Complaint Substantiated Dependent/Neglect	2	0	0	3	0	0	0	5
Special Proceeding	1	0	0	0	0	0	0	1
Dismissed	0	0	0	0	0	0	0	0
Retired / Nolle Prosequi	0	0	0	0	0	0	0	0
Complaint Substantiated Delinquent	0	0	0	0	0	0	0	0
Complaint Substantiated Status Offender	0	0	0	0	0	0	0	0
Complaint Substantiated Abused	0	0	0	0	0	0	0	0
Complaint Substantiated Mentally Ill	0	0	0	0	0	0	0	0
Informal Adjustment	0	0	0	0	0	0	0	0
Pretrial Diversion	0	0	0	0	0	0	0	0
Transfer to Adult Court Hearing	0	0	0	0	0	0	0	0
Charges Cleared by Transfer to Adult Court	0	0	0	0	0	0	0	0
Review Concluded	0	0	0	0	0	0	0	0
Case Held Open	0	0	0	0	0	0	0	0
Unknown	0	0	0	0	0	0	0	0
Other	0	0	0	0	0	0	0	0
Totals	3	0	0	3	0	0	0	6
<u>Other Violations</u>								
Complaint Substantiated Delinquent	7	0	0	0	0	0	0	7
Dismissed	0	0	0	0	0	0	0	0
Retired / Nolle Prosequi	0	0	0	0	0	0	0	0
Complaint Substantiated Status Offender	0	0	0	0	0	0	0	0
Complaint Substantiated Dependent/Neglect	0	0	0	0	0	0	0	0
Complaint Substantiated Abused	0	0	0	0	0	0	0	0
Complaint Substantiated Mentally Ill	0	0	0	0	0	0	0	0
Informal Adjustment	0	0	0	0	0	0	0	0
Pretrial Diversion	0	0	0	0	0	0	0	0
Transfer to Adult Court Hearing	0	0	0	0	0	0	0	0
Charges Cleared by Transfer to Adult Court	0	0	0	0	0	0	0	0
Special Proceeding	0	0	0	0	0	0	0	0
Review Concluded	0	0	0	0	0	0	0	0
Case Held Open	0	0	0	0	0	0	0	0
Unknown	0	0	0	0	0	0	0	0
Other	0	0	0	0	0	0	0	0
Totals	7	0	0	0	0	0	0	7

**TENNESSEE COUNCIL OF JUVENILE AND FAMILY COURT JUDGES
2008 WHITE COUNTY JUVENILE COURT STATISTICAL DATA**

Formal and Informal Actions by Type of Offense, Race and Sex for CY 2008

	White Male	African American Male	Other Race Male	White Female	African American Female	Other Race Female	Unknown Race or Sex	Total
<u>Special Proceedings</u>								
Special Proceeding	3	0	0	0	0	0	0	3
Case Held Open	0	0	0	1	0	0	0	1
Dismissed	0	0	0	0	0	0	0	0
Retired / Nolle Prosequi	0	0	0	0	0	0	0	0
Complaint Substantiated Delinquent	0	0	0	0	0	0	0	0
Complaint Substantiated Status Offender	0	0	0	0	0	0	0	0
Complaint Substantiated Dependent/Neglect	0	0	0	0	0	0	0	0
Complaint Substantiated Abused	0	0	0	0	0	0	0	0
Complaint Substantiated Mentally Ill	0	0	0	0	0	0	0	0
Informal Adjustment	0	0	0	0	0	0	0	0
Pretrial Diversion	0	0	0	0	0	0	0	0
Transfer to Adult Court Hearing	0	0	0	0	0	0	0	0
Charges Cleared by Transfer to Adult Court	0	0	0	0	0	0	0	0
Review Concluded	0	0	0	0	0	0	0	0
Unknown	0	0	0	0	0	0	0	0
Other	0	0	0	0	0	0	0	0
Totals	3	0	0	1	0	0	0	4
<u>Other</u>								
Complaint Substantiated Delinquent	1	0	0	0	0	0	0	1
Dismissed	0	0	0	0	0	0	0	0
Retired / Nolle Prosequi	0	0	0	0	0	0	0	0
Complaint Substantiated Status Offender	0	0	0	0	0	0	0	0
Complaint Substantiated Dependent/Neglect	0	0	0	0	0	0	0	0
Complaint Substantiated Abused	0	0	0	0	0	0	0	0
Complaint Substantiated Mentally Ill	0	0	0	0	0	0	0	0
Informal Adjustment	0	0	0	0	0	0	0	0
Pretrial Diversion	0	0	0	0	0	0	0	0
Transfer to Adult Court Hearing	0	0	0	0	0	0	0	0
Charges Cleared by Transfer to Adult Court	0	0	0	0	0	0	0	0
Special Proceeding	0	0	0	0	0	0	0	0
Review Concluded	0	0	0	0	0	0	0	0
Case Held Open	0	0	0	0	0	0	0	0
Unknown	0	0	0	0	0	0	0	0
Other	0	0	0	0	0	0	0	0
Totals	1	0	0	0	0	0	0	1
All Action Totals	147	0	5	64	1	1	0	218

**TENNESSEE COUNCIL OF JUVENILE AND FAMILY COURT JUDGES
2008 WHITE COUNTY JUVENILE COURT STATISTICAL DATA**

Formal and Informal Actions by Class of Referral, Race and Sex for CY 2008

	White Male	African American Male	Other Race Male	White Female	African American Female	Other Race Female	Unknown Race or Sex	Total
<u>Offenses Against Persons</u>								
Complaint Substantiated Delinquent	6	0	1	0	0	0	0	7
Pretrial Diversion	5	0	0	0	0	0	0	5
Dismissed	2	0	0	0	0	0	0	2
Case Held Open	0	0	0	2	0	0	0	2
Informal Adjustment	1	0	0	0	0	0	0	1
Retired / Nolle Prosequi	0	0	0	0	0	0	0	0
Complaint Substantiated Status Offender	0	0	0	0	0	0	0	0
Complaint Substantiated Dependent/Neglect	0	0	0	0	0	0	0	0
Complaint Substantiated Abused	0	0	0	0	0	0	0	0
Complaint Substantiated Mentally Ill	0	0	0	0	0	0	0	0
Transfer to Adult Court Hearing	0	0	0	0	0	0	0	0
Charges Cleared by Transfer to Adult Court	0	0	0	0	0	0	0	0
Special Proceeding	0	0	0	0	0	0	0	0
Review Concluded	0	0	0	0	0	0	0	0
Unknown	0	0	0	0	0	0	0	0
Other	0	0	0	0	0	0	0	0
Totals	14	0	1	2	0	0	0	17

<u>Offenses Against Property</u>								
Pretrial Diversion	7	0	0	5	0	0	0	12
Dismissed	4	0	0	2	0	0	0	6
Complaint Substantiated Delinquent	3	0	0	2	0	0	0	5
Complaint Substantiated Status Offender	1	0	0	0	0	0	0	1
Retired / Nolle Prosequi	0	0	0	0	0	0	0	0
Complaint Substantiated Dependent/Neglect	0	0	0	0	0	0	0	0
Complaint Substantiated Abused	0	0	0	0	0	0	0	0
Complaint Substantiated Mentally Ill	0	0	0	0	0	0	0	0
Informal Adjustment	0	0	0	0	0	0	0	0
Transfer to Adult Court Hearing	0	0	0	0	0	0	0	0
Charges Cleared by Transfer to Adult Court	0	0	0	0	0	0	0	0
Special Proceeding	0	0	0	0	0	0	0	0
Review Concluded	0	0	0	0	0	0	0	0
Case Held Open	0	0	0	0	0	0	0	0
Unknown	0	0	0	0	0	0	0	0
Other	0	0	0	0	0	0	0	0
Totals	15	0	0	9	0	0	0	24

**TENNESSEE COUNCIL OF JUVENILE AND FAMILY COURT JUDGES
2008 WHITE COUNTY JUVENILE COURT STATISTICAL DATA**

Formal and Informal Actions by Class of Referral, Race and Sex for CY 2008

	White Male	African American Male	Other Race Male	White Female	African American Female	Other Race Female	Unknown Race or Sex	Total
<u>Illegal Conduct</u>								
Complaint Substantiated Status Offender	30	0	2	11	0	0	0	43
Complaint Substantiated Delinquent	19	0	0	11	0	0	0	30
Dismissed	11	0	2	6	0	0	0	19
Pretrial Diversion	6	0	0	4	0	0	0	10
Retired / Nolle Prosequi	0	0	0	0	0	0	0	0
Complaint Substantiated Dependent/Neglect	0	0	0	0	0	0	0	0
Complaint Substantiated Abused	0	0	0	0	0	0	0	0
Complaint Substantiated Mentally Ill	0	0	0	0	0	0	0	0
Informal Adjustment	0	0	0	0	0	0	0	0
Transfer to Adult Court Hearing	0	0	0	0	0	0	0	0
Charges Cleared by Transfer to Adult Court	0	0	0	0	0	0	0	0
Special Proceeding	0	0	0	0	0	0	0	0
Review Concluded	0	0	0	0	0	0	0	0
Case Held Open	0	0	0	0	0	0	0	0
Unknown	0	0	0	0	0	0	0	0
Other	0	0	0	0	0	0	0	0
Totals	66	0	4	32	0	0	0	102

Status Offenses

Complaint Substantiated Status Offender	26	0	0	8	1	0	0	35
Dismissed	5	0	0	6	0	1	0	12
Complaint Substantiated Delinquent	4	0	0	1	0	0	0	5
Informal Adjustment	3	0	0	2	0	0	0	5
Retired / Nolle Prosequi	0	0	0	0	0	0	0	0
Complaint Substantiated Dependent/Neglect	0	0	0	0	0	0	0	0
Complaint Substantiated Abused	0	0	0	0	0	0	0	0
Complaint Substantiated Mentally Ill	0	0	0	0	0	0	0	0
Pretrial Diversion	0	0	0	0	0	0	0	0
Transfer to Adult Court Hearing	0	0	0	0	0	0	0	0
Charges Cleared by Transfer to Adult Court	0	0	0	0	0	0	0	0
Special Proceeding	0	0	0	0	0	0	0	0
Review Concluded	0	0	0	0	0	0	0	0
Case Held Open	0	0	0	0	0	0	0	0
Unknown	0	0	0	0	0	0	0	0
Other	0	0	0	0	0	0	0	0
Totals	38	0	0	17	1	1	0	57

**TENNESSEE COUNCIL OF JUVENILE AND FAMILY COURT JUDGES
2008 WHITE COUNTY JUVENILE COURT STATISTICAL DATA**

Formal and Informal Actions by Class of Referral, Race and Sex for CY 2008

	White Male	African American Male	Other Race Male	White Female	African American Female	Other Race Female	Unknown Race or Sex	Total
<u>Dependency/Neglect</u>								
Complaint Substantiated Dependent/Neglect	2	0	0	3	0	0	0	5
Special Proceeding	1	0	0	0	0	0	0	1
Dismissed	0	0	0	0	0	0	0	0
Retired / Nolle Prosequi	0	0	0	0	0	0	0	0
Complaint Substantiated Delinquent	0	0	0	0	0	0	0	0
Complaint Substantiated Status Offender	0	0	0	0	0	0	0	0
Complaint Substantiated Abused	0	0	0	0	0	0	0	0
Complaint Substantiated Mentally Ill	0	0	0	0	0	0	0	0
Informal Adjustment	0	0	0	0	0	0	0	0
Pretrial Diversion	0	0	0	0	0	0	0	0
Transfer to Adult Court Hearing	0	0	0	0	0	0	0	0
Charges Cleared by Transfer to Adult Court	0	0	0	0	0	0	0	0
Review Concluded	0	0	0	0	0	0	0	0
Case Held Open	0	0	0	0	0	0	0	0
Unknown	0	0	0	0	0	0	0	0
Other	0	0	0	0	0	0	0	0
Totals	3	0	0	3	0	0	0	6

Other Violation Proceedings

Complaint Substantiated Delinquent	7	0	0	0	0	0	0	7
Dismissed	0	0	0	0	0	0	0	0
Retired / Nolle Prosequi	0	0	0	0	0	0	0	0
Complaint Substantiated Status Offender	0	0	0	0	0	0	0	0
Complaint Substantiated Dependent/Neglect	0	0	0	0	0	0	0	0
Complaint Substantiated Abused	0	0	0	0	0	0	0	0
Complaint Substantiated Mentally Ill	0	0	0	0	0	0	0	0
Informal Adjustment	0	0	0	0	0	0	0	0
Pretrial Diversion	0	0	0	0	0	0	0	0
Transfer to Adult Court Hearing	0	0	0	0	0	0	0	0
Charges Cleared by Transfer to Adult Court	0	0	0	0	0	0	0	0
Special Proceeding	0	0	0	0	0	0	0	0
Review Concluded	0	0	0	0	0	0	0	0
Case Held Open	0	0	0	0	0	0	0	0
Unknown	0	0	0	0	0	0	0	0
Other	0	0	0	0	0	0	0	0
Totals	7	0	0	0	0	0	0	7

**TENNESSEE COUNCIL OF JUVENILE AND FAMILY COURT JUDGES
2008 WHITE COUNTY JUVENILE COURT STATISTICAL DATA**

Formal and Informal Actions by Class of Referral, Race and Sex for CY 2008

	White Male	African American Male	Other Race Male	White Female	African American Female	Other Race Female	Unknown Race or Sex	Total
<u>Parentage</u>								
Special Proceeding	3	0	0	0	0	0	0	3
Case Held Open	0	0	0	1	0	0	0	1
Dismissed	0	0	0	0	0	0	0	0
Retired / Nolle Prosequi	0	0	0	0	0	0	0	0
Complaint Substantiated Delinquent	0	0	0	0	0	0	0	0
Complaint Substantiated Status Offender	0	0	0	0	0	0	0	0
Complaint Substantiated Dependent/Neglect	0	0	0	0	0	0	0	0
Complaint Substantiated Abused	0	0	0	0	0	0	0	0
Complaint Substantiated Mentally Ill	0	0	0	0	0	0	0	0
Informal Adjustment	0	0	0	0	0	0	0	0
Pretrial Diversion	0	0	0	0	0	0	0	0
Transfer to Adult Court Hearing	0	0	0	0	0	0	0	0
Charges Cleared by Transfer to Adult Court	0	0	0	0	0	0	0	0
Review Concluded	0	0	0	0	0	0	0	0
Unknown	0	0	0	0	0	0	0	0
Other	0	0	0	0	0	0	0	0
Totals	3	0	0	1	0	0	0	4

<u>Special Proceedings</u>								
Dismissed	0	0	0	0	0	0	0	0
Retired / Nolle Prosequi	0	0	0	0	0	0	0	0
Complaint Substantiated Delinquent	0	0	0	0	0	0	0	0
Complaint Substantiated Status Offender	0	0	0	0	0	0	0	0
Complaint Substantiated Dependent/Neglect	0	0	0	0	0	0	0	0
Complaint Substantiated Abused	0	0	0	0	0	0	0	0
Complaint Substantiated Mentally Ill	0	0	0	0	0	0	0	0
Informal Adjustment	0	0	0	0	0	0	0	0
Pretrial Diversion	0	0	0	0	0	0	0	0
Transfer to Adult Court Hearing	0	0	0	0	0	0	0	0
Charges Cleared by Transfer to Adult Court	0	0	0	0	0	0	0	0
Special Proceeding	0	0	0	0	0	0	0	0
Review Concluded	0	0	0	0	0	0	0	0
Case Held Open	0	0	0	0	0	0	0	0
Unknown	0	0	0	0	0	0	0	0
Other	0	0	0	0	0	0	0	0
Totals	0	0	0	0	0	0	0	0

**TENNESSEE COUNCIL OF JUVENILE AND FAMILY COURT JUDGES
2008 WHITE COUNTY JUVENILE COURT STATISTICAL DATA**

Formal and Informal Actions by Class of Referral, Race and Sex for CY 2008

	White Male	African American Male	Other Race Male	White Female	African American Female	Other Race Female	Unknown Race or Sex	Total
Other								
Complaint Substantiated Delinquent	1	0	0	0	0	0	0	1
Dismissed	0	0	0	0	0	0	0	0
Retired / Nolle Prosequi	0	0	0	0	0	0	0	0
Complaint Substantiated Status Offender	0	0	0	0	0	0	0	0
Complaint Substantiated Dependent/Neglect	0	0	0	0	0	0	0	0
Complaint Substantiated Abused	0	0	0	0	0	0	0	0
Complaint Substantiated Mentally Ill	0	0	0	0	0	0	0	0
Informal Adjustment	0	0	0	0	0	0	0	0
Pretrial Diversion	0	0	0	0	0	0	0	0
Transfer to Adult Court Hearing	0	0	0	0	0	0	0	0
Charges Cleared by Transfer to Adult Court	0	0	0	0	0	0	0	0
Special Proceeding	0	0	0	0	0	0	0	0
Review Concluded	0	0	0	0	0	0	0	0
Case Held Open	0	0	0	0	0	0	0	0
Unknown	0	0	0	0	0	0	0	0
Other	0	0	0	0	0	0	0	0
Totals	1	0	0	0	0	0	0	1
<hr/>								
All Action Totals	147	0	5	64	1	1	0	218

**TENNESSEE COUNCIL OF JUVENILE AND FAMILY COURT JUDGES
2008 WHITE COUNTY JUVENILE COURT STATISTICAL DATA**

Children Transferred to Adult Court by Age at Disposition Date, Race and Sex for CY 2008

Total Children = 150

	White Male	African American Male	Other Race Male	White Female	African American Female	Other Race Female	Unknown Race or Sex	Total	% of All Children Referred
Age Under 1	0	0	0	0	0	0	0	0	0.00%
Age 1	0	0	0	0	0	0	0	0	0.00%
Age 2	0	0	0	0	0	0	0	0	0.00%
Age 3	0	0	0	0	0	0	0	0	0.00%
Age 4	0	0	0	0	0	0	0	0	0.00%
Age 5	0	0	0	0	0	0	0	0	0.00%
Age 6	0	0	0	0	0	0	0	0	0.00%
Age 7	0	0	0	0	0	0	0	0	0.00%
Age 8	0	0	0	0	0	0	0	0	0.00%
Age 9	0	0	0	0	0	0	0	0	0.00%
Age 10	0	0	0	0	0	0	0	0	0.00%
Age 11	0	0	0	0	0	0	0	0	0.00%
Age 12	0	0	0	0	0	0	0	0	0.00%
Age 13	0	0	0	0	0	0	0	0	0.00%
Age 14	0	0	0	0	0	0	0	0	0.00%
Age 15	0	0	0	0	0	0	0	0	0.00%
Age 16	0	0	0	0	0	0	0	0	0.00%
Age 17	0	0	0	0	0	0	0	0	0.00%
Age 18	0	0	0	0	0	0	0	0	0.00%
Age 19 and Over	0	0	0	0	0	0	0	0	0.00%
Totals	0	0	0	0	0	0	0	0	

Total Children Transferred to Adult Court

**TENNESSEE COUNCIL OF JUVENILE AND FAMILY COURT JUDGES
2008 WHITE COUNTY JUVENILE COURT STATISTICAL DATA**

Outcomes by Type Of Disposition, Race and Sex for CY 2008

	White Male	African American Male	Other Race Male	White Female	African American Female	Other Race Female	Unknown Race or Sex	Total
<u>General Action Codes</u>								
Fine	43	0	2	11	0	0	0	56
Case Dismissed	11	0	0	7	0	1	0	19
Public Service	13	0	0	3	0	0	0	16
Referred for Alcohol and Drug Counseling	9	0	0	6	0	0	0	15
Referred to Defensive Driving School	9	0	0	5	0	0	0	14
Warned / Counseled	6	0	0	7	0	0	0	13
Supervision / Probation to Juvenile Court	5	0	0	6	1	0	0	12
Referral to Another Entity for Superv/Servc	6	0	0	2	0	0	0	8
Referral to Juvenile Court Educ-Based Pgm	4	0	0	4	0	0	0	8
House Arrest	4	0	0	2	0	0	0	6
Driver's License Held Informally	4	0	0	1	0	0	0	5
Dismissed from Pretrial Diversion	3	0	0	0	0	0	0	3
Referred for Mental Health Counseling	1	0	1	0	0	0	0	2
Restitution	2	0	0	0	0	0	0	2
Placement with Relative / Other Individual	0	0	0	1	0	0	0	1
Case Retired or Nolle Prosequi	0	0	0	0	0	0	0	0
Held Open For Review	0	0	0	0	0	0	0	0
Probation to Parents	0	0	0	0	0	0	0	0
Referred to Alternative School	0	0	0	0	0	0	0	0
Referred to Private Child Agency	0	0	0	0	0	0	0	0
Referred to Alcohol Safety School	0	0	0	0	0	0	0	0
Voluntary Placement with DMHMR	0	0	0	0	0	0	0	0
Private Mental Health Placement	0	0	0	0	0	0	0	0
Private MR Placement	0	0	0	0	0	0	0	0
Placement with City/Cnty Agcy/Facility	0	0	0	0	0	0	0	0
Runaway Returned	0	0	0	0	0	0	0	0
No Contact Order	0	0	0	0	0	0	0	0
Injunction Other than No Contact Order	0	0	0	0	0	0	0	0
Court Defined Curfew	0	0	0	0	0	0	0	0
Dismissed from Informal Adjustment	0	0	0	0	0	0	0	0
Released from Probation	0	0	0	0	0	0	0	0
Totals	120	0	3	55	1	1	0	180

**TENNESSEE COUNCIL OF JUVENILE AND FAMILY COURT JUDGES
2008 WHITE COUNTY JUVENILE COURT STATISTICAL DATA**

Outcomes by Type Of Disposition, Race and Sex for CY 2008

	White Male	African American Male	Other Race Male	White Female	African American Female	Other Race Female	Unknown Race or Sex	Total
<u>Formal Action Codes</u>								
Supervision by DCS	38	0	1	14	0	0	0	53
DCS Commitment - Custody	6	0	0	4	0	0	0	10
Other Intensive Probation	4	0	0	3	0	0	0	7
DCS Commitment - Suspended	1	0	0	1	0	0	0	2
Transfer to Another Juvenile Court for Dispo	1	0	0	0	0	0	0	1
Parental Rights Terminated	1	0	0	0	0	0	0	1
Transferred to Adult Court	0	0	0	0	0	0	0	0
DMHMR Involuntary Commitment	0	0	0	0	0	0	0	0
DCS Commitment - Determinate	0	0	0	0	0	0	0	0
DCS Intensive Probation	0	0	0	0	0	0	0	0
DCS Probation	0	0	0	0	0	0	0	0
Placed Under a Valid Court Order	0	0	0	0	0	0	0	0
Parental Rights Not Terminated	0	0	0	0	0	0	0	0
Totals	51	0	1	22	0	0	0	74

Special Proceedings

Court Costs	83	0	2	35	1	0	0	121
Custody Changed	1	0	0	2	0	0	0	3
Order of Reference to DCS	1	0	0	1	0	0	0	2
Paternity Determined / Child Legitimated	2	0	0	0	0	0	0	2
Custody Unchanged	1	0	0	0	0	0	0	1
Foster Care Terminated	0	0	0	0	0	0	0	0
Foster Care Continued	0	0	0	0	0	0	0	0
Visitation Changed	0	0	0	0	0	0	0	0
Visitation Unchanged	0	0	0	0	0	0	0	0
Voluntary Acknowledgement of Paternity	0	0	0	0	0	0	0	0
Paternity Not Determ/Child Not Legitimated	0	0	0	0	0	0	0	0
Child Support Granted	0	0	0	0	0	0	0	0
Child Support Amended	0	0	0	0	0	0	0	0
Child Support Denied	0	0	0	0	0	0	0	0
Child Support Terminated	0	0	0	0	0	0	0	0
Request for Medical Treatment Granted	0	0	0	0	0	0	0	0
Request for Medical Treatment Denied	0	0	0	0	0	0	0	0
Consent to Marry Granted	0	0	0	0	0	0	0	0
Consent to Marry Denied	0	0	0	0	0	0	0	0
Totals	88	0	2	38	1	0	0	129


Other Outcome Codes

Other	1	0	0	0	0	0	0	1
Totals	1	0	0	0	0	0	0	1

All Outcome Totals	260	0	6	115	2	1	0	384
---------------------------	------------	----------	----------	------------	----------	----------	----------	------------

TENNESSEE COUNCIL OF JUVENILE AND FAMILY COURT JUDGES
2008 WHITE COUNTY JUVENILE COURT STATISTICAL DATA

Breakdown of Referrals by Court Personnel Executing the Action in CY 2008



	Referrals	% of Referrals
Judge	218	100.00%
Referee	0	0.00%
YSO	0	0.00%
Other	0	0.00%
Total	218	100.00%