

**2008**

**State of Tennessee**

**Annual Juvenile Court Statistical Report**

**Williamson County Breakdown**

# TABLE OF CONTENTS

Report Numbers Listed Below are shown at the Bottom of each Report, followed by the Report Page Number

|   | Report<br>Number |
|---|------------------|
| <b>Juvenile Court Referral Process</b>  |                  |
| Chart – The Juvenile Court Referral Process   | 1                |
| Chart – Delinquent, Dependent/Neglect/Abuse, and Status/Unruly Referrals                          | 2                |
| Chart – Referrals by Type of Offense  | 3                |
| Chart – Referrals for Status/Unruly Offenses  | 4                |
| <b>Children and Referral Counts by Race and Sex</b>   |                  |
| Table – Children with Delinquent Referrals by Race and Sex  | 5                |
| Table – Children with Status/Unruly Referrals by Race and Sex                                     | 5                |
| Table – Children with Dependency/Neglect/Abuse Allegations by Race and Sex                        | 5                |
| Table – Referrals Delinquent Referrals by Race and Sex  | 6                |
| Table – Referrals Status/Unruly Referrals by Race and Sex   | 6                |
| Table – Referrals Dependency/Neglect/Abuse Allegations by Race and Sex                            | 6                |
| Table/Chart – Referrals by Age Group, Race and Sex  | 7                |
| Table/Chart – Children Referred by Age, Race and Sex  | 8                |
| Table/Chart – Children Referred by Race and Sex   | 9                |
| Table/Chart – Children of Hispanic Origin by Race and Sex   | 10               |
| Table – Referrals by Type of Offense, Age Group, Race and Sex                                     | 11               |
| <b>Living Arrangement of the Child at Time of Referral</b>  |                  |
| Table/Chart – Living Arrangement at Time of Referral by Race and Sex                              | 12               |
| <b>School Status of Individual Children at Time of Referral to Juvenile Court</b>                 |                  |
| Table – Last Grade Completed by Children by Race and Sex  | 13               |
| Table – Children Enrolled in School   | 13               |
| Table – Children Enrolled in Special Education  | 13               |
| <b>Referral Information by Race, Sex and Class of Referral/Offense</b>                            |                  |
| Table/Chart – Class of Referrals by Race and Sex  | 14               |
| Table - Referrals by Class and Type of Offense by Race and Sex                                    | 15               |
| <b>Referral Reasons by Type, Race and Sex</b>   |                  |
| Table – Referral Reasons by Type of Offense, Race and Sex   | 16               |
| Table – Top 4 Referral Reasons by Sex and Race  | 17               |
| Table – Top 4 Referral Reasons by Sex, Race and Type of Offense                                   | 18               |
| <b>Source of Referrals to the Juvenile Court</b>  |                  |
| Table – Source of Referrals by Race and Sex   | 19               |
| Table – Six Most Frequent Referral Reasons by Source, Race and Sex                                | 20               |
| Table – Source of Referrals by Type of Offense, Race and Sex                                      | 21               |
| <b>Children Referred with Weapons Charges</b>   |                  |
| Table/Chart – Children Referred for Unlawful Carrying/Possession of a Weapon by Age, Race and Sex | 22               |
| Table/Chart – Children Referred for Carrying Weapons on School Property                           | 23               |
| <b>Intake Actions at Referral</b>   |                  |
| Table/Chart – Intake Actions at Referral by Race and Sex  | 24               |
| Table/Chart – Intake Actions of Referrals by Class of Offense, Race and Sex                       | 25               |

# TABLE OF CONTENTS


Report Numbers Listed Below are shown at the Bottom of each Report, followed by the Report Page Number

|  | Report<br>Number |
|--|------------------|
| <b>Detention Statistics at Referral</b>  |                  |
| Table – Detention Statistics at Referral by Individual Child by Race and Sex         | 26               |
| Table – Detention Statistics at Referral by Individual Case                          | 26               |
| Table – Placement After Secure Detention Hearing by Individual Child by Race and Sex | 27               |
| Table – Placement After Secure Detention Hearing by Individual Case                  | 27               |
| <b>Dispositional Procedures</b>  |                  |
| Table – Procedures used to Dispose or Adjust All Referrals                           | 28               |
| Table – Referrals Disposed by Formal Adjudicatory Proceedings                        | 28               |
| Table – Referrals Disposed by Other Actions  | 28               |
| <b>Formal and Informal Actions</b>   |                  |
| Table/Chart – Formal and Informal Actions by Race and Sex                            | 29               |
| Table – Formal and Informal Actions by Type of Offense, Race and Sex                 | 30               |
| Table – Formal and Informal Actions by Class of Referral, Race and Sex               | 31               |
| <b>Children Transferred to Adult Court</b>   |                  |
| Table/Chart – Children Transferred to Adult Court by Age, Race and Sex               | 32               |
| <b>Outcomes by Type of Disposition</b>   |                  |
| Table – Outcomes by Type of Disposition, Race and Sex                                | 33               |
| <b>Juvenile Court Referrals Disposed County-Wide Based on Number of Referrals</b>    |                  |
| Table/Chart – Breakdown of Referrals by Court Personnel Executing the Action         | 34               |

**TENNESSEE COUNCIL OF JUVENILE AND FAMILY COURT JUDGES  
2008 WILLIAMSON COUNTY JUVENILE COURT STATISTICAL DATA**

**The Juvenile Court Referral Process for CY 2008**

|                            |                        |                                      |                              |                                 |                         |                       |
|----------------------------|------------------------|--------------------------------------|------------------------------|---------------------------------|-------------------------|-----------------------|
| <b>Delinquent</b><br>2,595 | <b>Status</b><br>1,073 | <b>Dependency and Neglect</b><br>184 | <b>Other Violations</b><br>0 | <b>Special Proceedings</b><br>0 | <b>Parentage</b><br>225 | <b>Other</b><br>1,353 |
|----------------------------|------------------------|--------------------------------------|------------------------------|---------------------------------|-------------------------|-----------------------|



**Parents, Victims, School, Relatives, State Dept, etc.**  
2,889

**Law Enforcement**  
2,541

**Pretrial Diversion, Informal Adjustment**  
329

**Court Actions**  
5,430

**Transfer to Adult Court Hearing**  
0

**Charges Cleared By Transfer to Adult Court**  
0

**Special Proceeding**  
0

**Review Concluded**  
0

**Case Held Open**  
10

**Other**  
1,751

**Formal Adjudications**  
3,340

**Juvenile Court System Outcomes / Dispositions**  
12,737

**Formal**  
911

**General**  
6,980

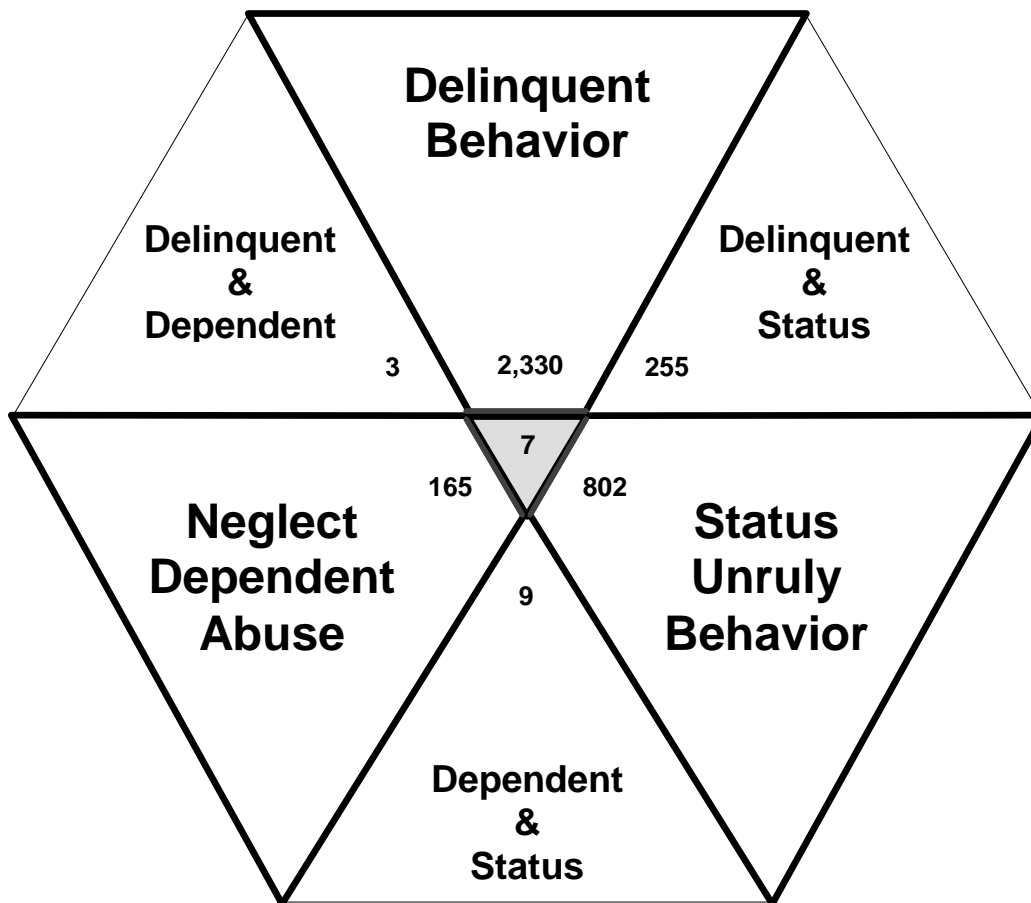
**Special Proceedings**  
1,187

**Other**  
3,659

**TENNESSEE COUNCIL OF JUVENILE AND FAMILY COURT JUDGES  
2008 WILLIAMSON COUNTY JUVENILE COURT STATISTICAL DATA**

**Delinquent, Dependent/Neglect/Abuse, and Status/Unruly Referrals for CY 2008**

Total = 3,571



The remaining referrals are for:  
Custody, Visitation, Paternity/Legitimation, Child Support,  
Special Procedures and Other Referrals

Each child may be counted  
in more than one category

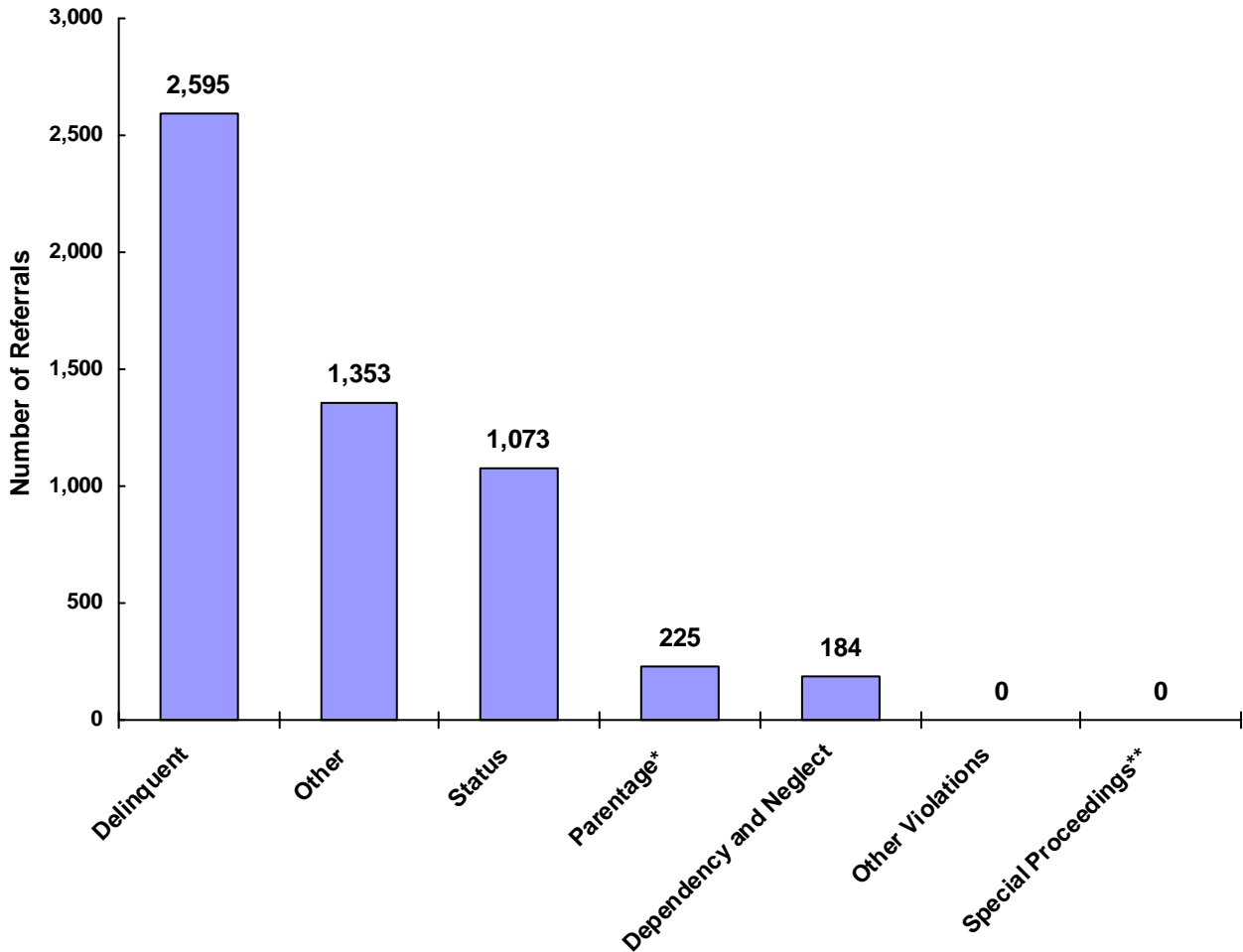
Total number of individual children for ALL referrals  
disposed by juvenile courts during CY 2008 equals  
2,399

Children can have referrals in multiple categories. The drawing above shows that in the year 2008 there were 2,330 referrals to Williamson County Juvenile Court for children with only delinquent offenses, 802 for those with only status/unruly behavior, and 165 for children with neglect, dependent or abuse referrals during the calendar year. There were 255 referrals for children that had a delinquent AND a status/unruly referral. There were 3 referrals for children with both delinquent behavior AND a neglect, dependent or abuse allegation. There were 9 referrals for children that had both a status/unruly referral AND a neglect, dependent or abuse allegation. Also, there were 7 referrals for children that had a delinquent referral, a status/unruly referral AND a neglect, dependent or abuse allegation.

**TENNESSEE COUNCIL OF JUVENILE AND FAMILY COURT JUDGES  
2008 WILLIAMSON COUNTY JUVENILE COURT STATISTICAL DATA**

**Referrals by Type of Offense in CY 2008**

**Total Referrals = 5,430**



\* Parentage includes: Custody, Visitation, Paternity/Legitimation and Child Support

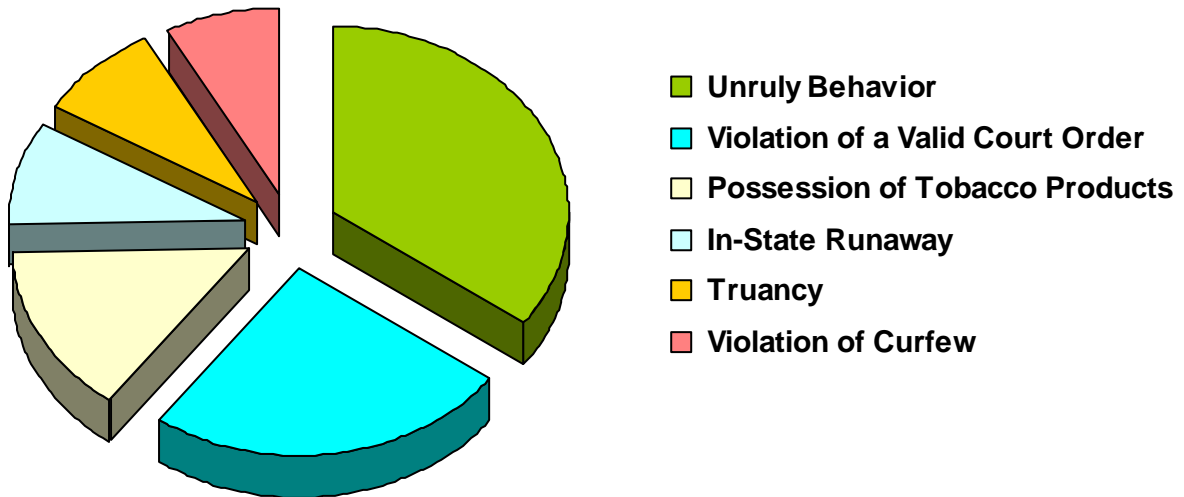
\*\*Special Proceedings include: Judicial Review, Administrative Review, Foster Care Review, Request for Medical Treatment and Consent to Marry

Information from the Juvenile Court represents a total of 2,399 children and 4,391 cases that were reported to the TCJFCJ.

A Status offense is an offense committed by a child that if committed by an adult, would not be considered an offense or unlawful act. An example of this is smoking when not legally an adult.

**TENNESSEE COUNCIL OF JUVENILE AND FAMILY COURT JUDGES  
2008 WILLIAMSON COUNTY JUVENILE COURT STATISTICAL DATA**

**Referrals for Status/Unruly Offenses in CY 2008  
Total Status/Unruly Referrals = 1,073**



| <b>Referral Reason</b>           | <b>Count</b> | <b>Percent</b> |
|----------------------------------|--------------|----------------|
| Unruly Behavior                  | 377          | 35.14%         |
| Violation of a Valid Court Order | 268          | 24.98%         |
| Possession of Tobacco Products   | 158          | 14.73%         |
| In-State Runaway                 | 95           | 8.85%          |
| Truancy                          | 92           | 8.57%          |
| Violation of Curfew              | 83           | 7.74%          |
| Out-of-State Runaway             | 0            | 0.00%          |
| <b>Total</b>                     | <b>1,073</b> |                |

**TENNESSEE COUNCIL OF JUVENILE AND FAMILY COURT JUDGES  
2008 WILLIAMSON COUNTY JUVENILE COURT STATISTICAL DATA**

**Children\* with Delinquent Referrals by Race and Sex for CY 2008**

|                    | White        | African American | Native American | Asian     | Mixed Race | Unknown Race | Total        |
|--------------------|--------------|------------------|-----------------|-----------|------------|--------------|--------------|
| <b>Male</b>        | 906          | 57               | 2               | 12        | 7          | 15           | <b>999</b>   |
| <b>Female</b>      | 504          | 27               | 0               | 1         | 7          | 11           | <b>550</b>   |
| <b>Unknown Sex</b> | 1            | 0                | 0               | 0         | 0          | 2            | <b>3</b>     |
| <b>Totals</b>      | <b>1,411</b> | <b>84</b>        | <b>2</b>        | <b>13</b> | <b>14</b>  | <b>28</b>    | <b>1,552</b> |

**Children\* with Status/Unruly Referrals by Race and Sex for CY 2008**

|                    | White      | African American | Native American | Asian     | Mixed Race | Unknown Race | Total      |
|--------------------|------------|------------------|-----------------|-----------|------------|--------------|------------|
| <b>Male</b>        | 362        | 25               | 1               | 9         | 7          | 5            | <b>409</b> |
| <b>Female</b>      | 204        | 23               | 0               | 2         | 5          | 3            | <b>237</b> |
| <b>Unknown Sex</b> | 1          | 0                | 0               | 0         | 0          | 0            | <b>1</b>   |
| <b>Totals</b>      | <b>567</b> | <b>48</b>        | <b>1</b>        | <b>11</b> | <b>12</b>  | <b>8</b>     | <b>647</b> |

**Children\* with Dependency/Neglect/Abuse Allegations by Race and Sex for CY 2008**

|                    | White      | African American | Native American | Asian    | Mixed Race | Unknown Race | Total      |
|--------------------|------------|------------------|-----------------|----------|------------|--------------|------------|
| <b>Male</b>        | 53         | 11               | 0               | 0        | 5          | 3            | <b>72</b>  |
| <b>Female</b>      | 62         | 11               | 0               | 0        | 5          | 6            | <b>84</b>  |
| <b>Unknown Sex</b> | 0          | 0                | 0               | 0        | 0          | 0            |            |
| <b>Totals</b>      | <b>115</b> | <b>22</b>        | <b>0</b>        | <b>0</b> | <b>10</b>  | <b>9</b>     | <b>156</b> |

\* A child may be counted in more than one category



**TENNESSEE COUNCIL OF JUVENILE AND FAMILY COURT JUDGES  
2008 WILLIAMSON COUNTY JUVENILE COURT STATISTICAL DATA**

**Delinquent Referrals by Race and Sex for CY 2008**

|                    | White        | African American | Native American | Asian     | Mixed Race | Unknown Race | Total        |
|--------------------|--------------|------------------|-----------------|-----------|------------|--------------|--------------|
| <b>Male</b>        | 1,554        | 114              | 6               | 23        | 16         | 27           | <b>1,740</b> |
| <b>Female</b>      | 775          | 47               | 0               | 1         | 11         | 17           | <b>851</b>   |
| <b>Unknown Sex</b> | 2            | 0                | 0               | 0         | 0          | 2            | <b>4</b>     |
| <b>Totals</b>      | <b>2,331</b> | <b>161</b>       | <b>6</b>        | <b>24</b> | <b>27</b>  | <b>46</b>    | <b>2,595</b> |

**Status/Unruly Referrals by Race and Sex for CY 2008**

|                    | White      | African American | Native American | Asian     | Mixed Race | Unknown Race | Total        |
|--------------------|------------|------------------|-----------------|-----------|------------|--------------|--------------|
| <b>Male</b>        | 571        | 55               | 1               | 12        | 17         | 5            | <b>661</b>   |
| <b>Female</b>      | 359        | 38               | 0               | 2         | 9          | 3            | <b>411</b>   |
| <b>Unknown Sex</b> | 1          | 0                | 0               | 0         | 0          | 0            | <b>1</b>     |
| <b>Totals</b>      | <b>931</b> | <b>93</b>        | <b>1</b>        | <b>14</b> | <b>26</b>  | <b>8</b>     | <b>1,073</b> |

**Dependency/Neglect/Abuse Allegations by Race and Sex for CY 2008**

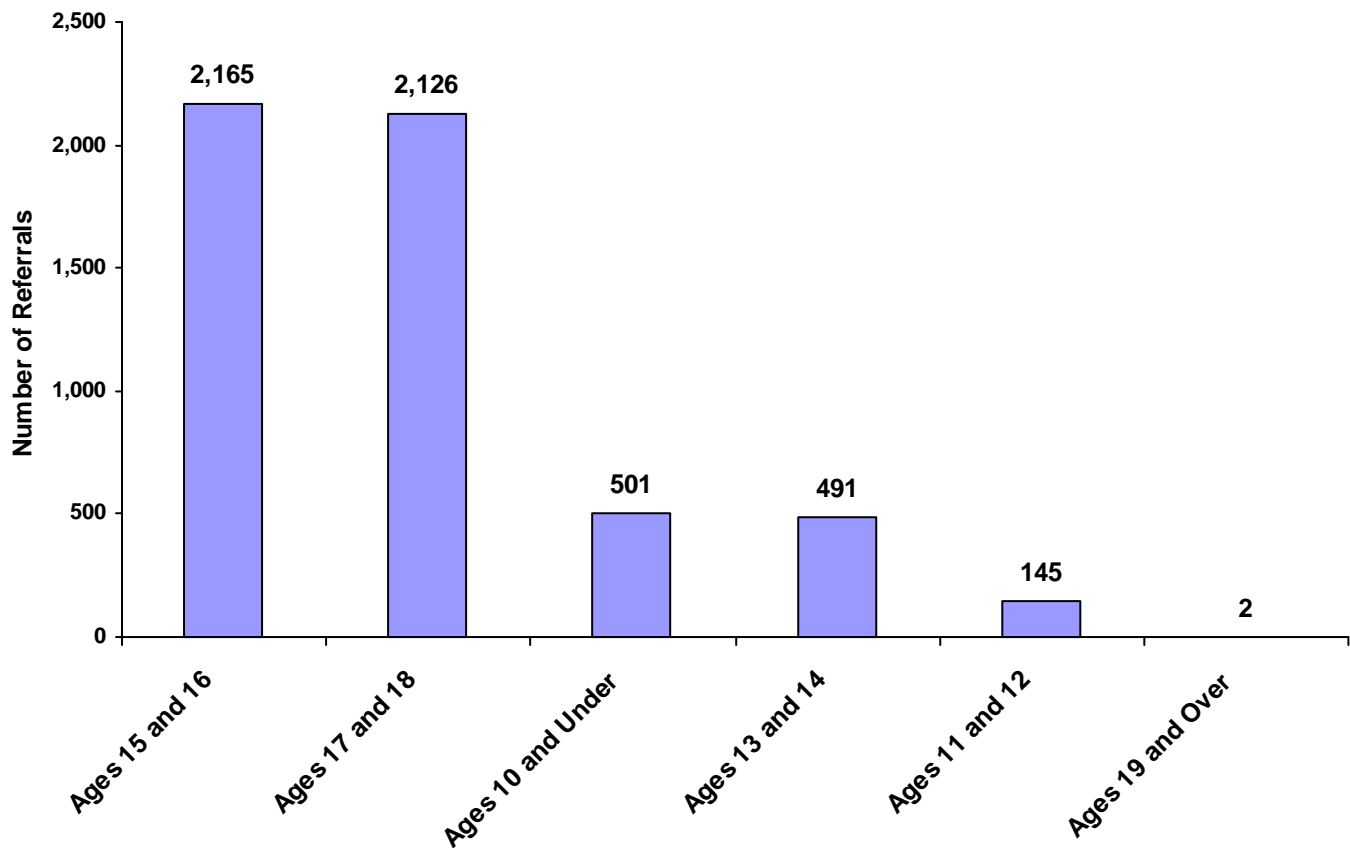
|                    | White      | African American | Native American | Asian    | Mixed Race | Unknown Race | Total      |
|--------------------|------------|------------------|-----------------|----------|------------|--------------|------------|
| <b>Male</b>        | 63         | 18               | 0               | 0        | 5          | 3            | <b>89</b>  |
| <b>Female</b>      | 67         | 15               | 0               | 0        | 7          | 6            | <b>95</b>  |
| <b>Unknown Sex</b> | 0          | 0                | 0               | 0        | 0          | 0            | <b>0</b>   |
| <b>Totals</b>      | <b>130</b> | <b>33</b>        | <b>0</b>        | <b>0</b> | <b>12</b>  | <b>9</b>     | <b>184</b> |

**TENNESSEE COUNCIL OF JUVENILE AND FAMILY COURT JUDGES  
2008 WILLIAMSON COUNTY JUVENILE COURT STATISTICAL DATA**

**Referrals by Age Group, Race and Sex for CY 2008**

|                             | White Male   | African American Male | Other Race Male | White Female | African American Female | Other Race Female | Unknown Race or Sex | Total        | % of Total Referrals |
|-----------------------------|--------------|-----------------------|-----------------|--------------|-------------------------|-------------------|---------------------|--------------|----------------------|
| Birth through Age 10        | 183          | 45                    | 13              | 133          | 38                      | 33                | 56                  | 501          | 9.23%                |
| Ages 11 and 12              | 65           | 16                    | 14              | 41           | 6                       | 1                 | 2                   | 145          | 2.67%                |
| Ages 13 and 14              | 214          | 49                    | 18              | 170          | 9                       | 22                | 9                   | 491          | 9.04%                |
| Ages 15 and 16              | 1,223        | 77                    | 57              | 711          | 53                      | 11                | 33                  | 2,165        | 39.87%               |
| Ages 17 and 18              | 1,248        | 95                    | 30              | 650          | 54                      | 15                | 34                  | 2,126        | 39.15%               |
| Ages 19 and Over            | 1            | 1                     | 0               | 0            | 0                       | 0                 | 0                   | 2            | 0.04%                |
| <b>All Age Group Totals</b> | <b>2,934</b> | <b>283</b>            | <b>132</b>      | <b>1,705</b> | <b>160</b>              | <b>82</b>         | <b>134</b>          | <b>5,430</b> |                      |

**Total Referrals by Age Group**

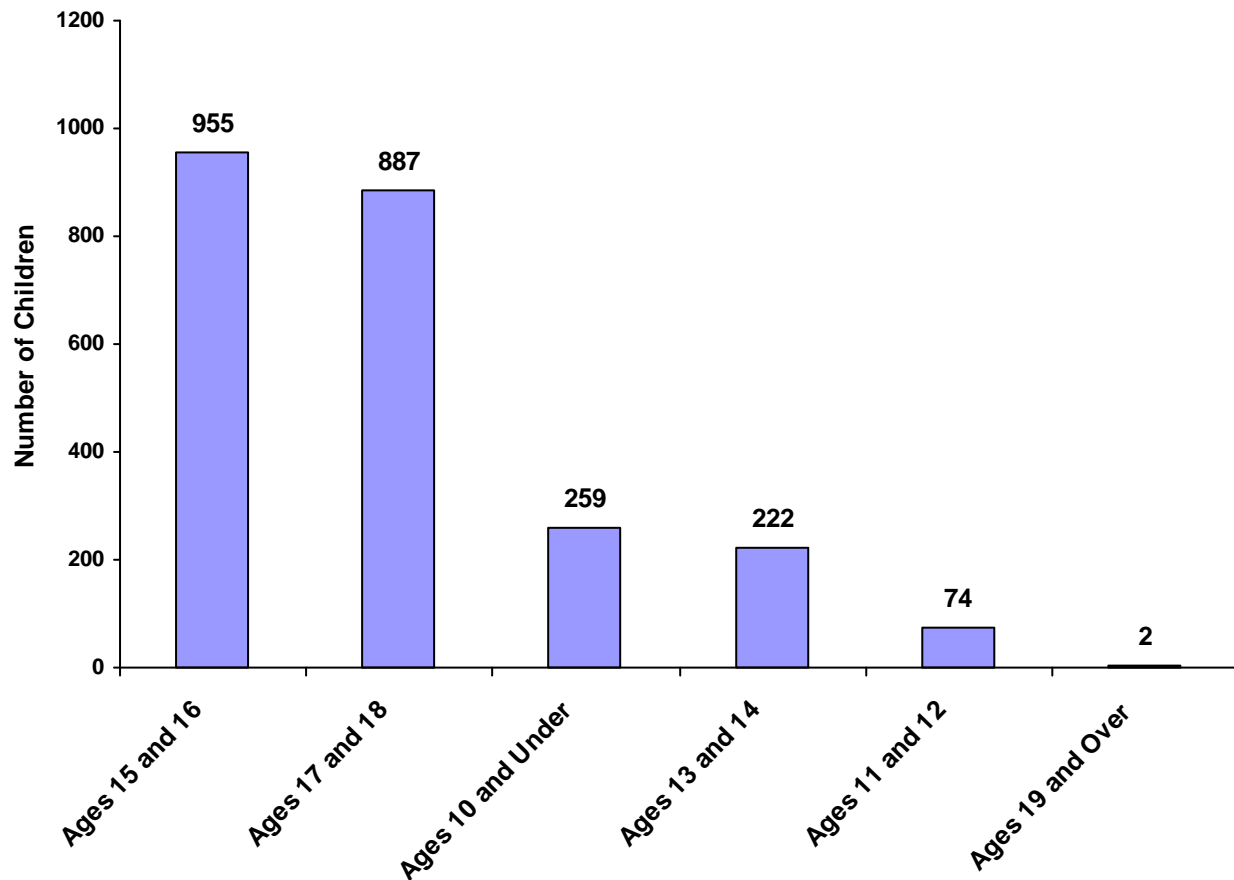


**TENNESSEE COUNCIL OF JUVENILE AND FAMILY COURT JUDGES  
2008 WILLIAMSON COUNTY JUVENILE COURT STATISTICAL DATA**

**Children Referred by Age Group, Race and Sex for CY 2008**

|                    | White Male   | African American Male | Other Race Male | White Female | African American Female | Other Race Female | Unknown Race or Sex | Total        | % of All Children Referred |
|--------------------|--------------|-----------------------|-----------------|--------------|-------------------------|-------------------|---------------------|--------------|----------------------------|
| Ages 10 and Under  | 87           | 24                    | 8               | 78           | 20                      | 13                | 29                  | 259          | 10.80%                     |
| Ages 11 through 12 | 38           | 10                    | 2               | 19           | 3                       | 0                 | 2                   | 74           | 3.08%                      |
| Ages 13 through 14 | 99           | 15                    | 6               | 85           | 4                       | 5                 | 8                   | 222          | 9.25%                      |
| Ages 15 through 16 | 538          | 32                    | 21              | 318          | 22                      | 6                 | 18                  | 955          | 39.81%                     |
| Ages 17 through 18 | 516          | 30                    | 10              | 288          | 24                      | 3                 | 16                  | 887          | 36.97%                     |
| Ages 19 and Over   | 1            | 1                     | 0               | 0            | 0                       | 0                 | 0                   | 2            | 0.08%                      |
| <b>Total</b>       | <b>1,279</b> | <b>112</b>            | <b>47</b>       | <b>788</b>   | <b>73</b>               | <b>27</b>         | <b>73</b>           | <b>2,399</b> |                            |

**Total Children by Age Group**

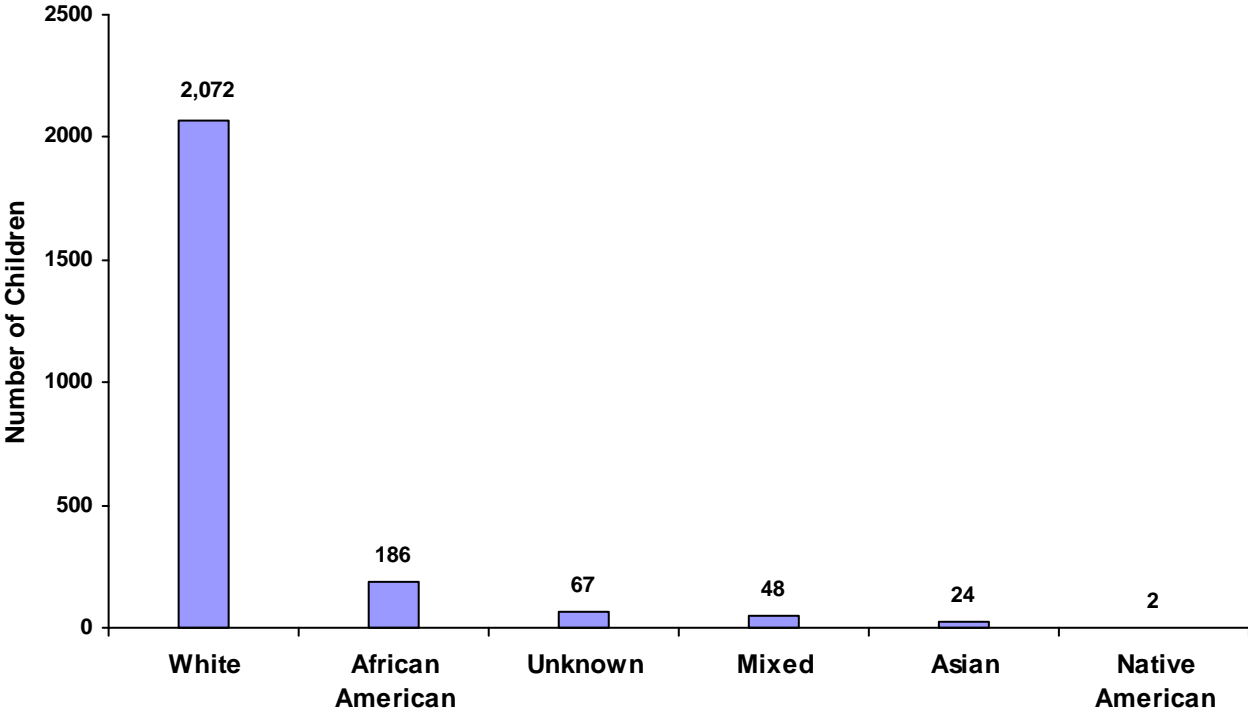


**TENNESSEE COUNCIL OF JUVENILE AND FAMILY COURT JUDGES  
2008 WILLIAMSON COUNTY JUVENILE COURT STATISTICAL DATA**

**Children Referred by Race and Sex for CY 2008**

| Race             | Male         | Female     | Unknown   | Total        |
|------------------|--------------|------------|-----------|--------------|
| White            | 1,279        | 788        | 5         | 2,072        |
| African American | 112          | 73         | 1         | 186          |
| Native American  | 2            | 0          | 0         | 2            |
| Asian            | 21           | 3          | 0         | 24           |
| Mixed            | 24           | 24         | 0         | 48           |
| Unknown          | 33           | 27         | 7         | 67           |
| <b>Total</b>     | <b>1,471</b> | <b>915</b> | <b>13</b> | <b>2,399</b> |

**Total Children by Race**

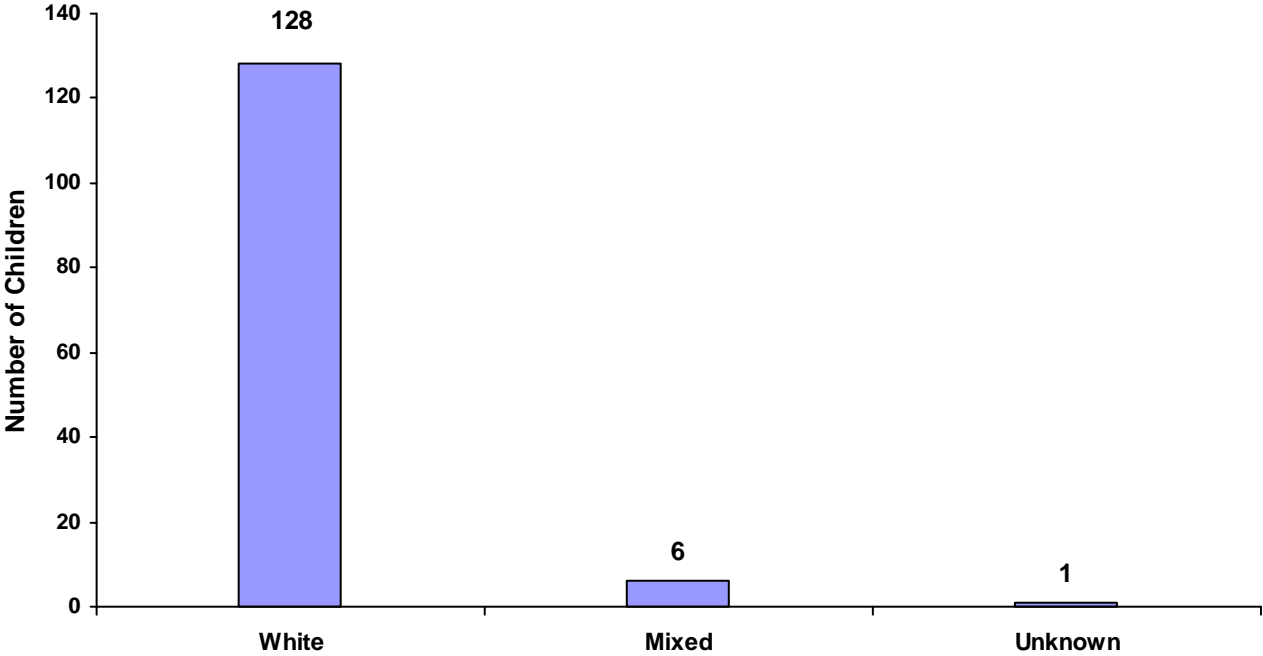


**TENNESSEE COUNCIL OF JUVENILE AND FAMILY COURT JUDGES  
2008 WILLIAMSON COUNTY JUVENILE COURT STATISTICAL DATA**

**Children of Hispanic Origin by Race and Sex for CY 2008**

| <b>Race</b>             | <b>Male</b> | <b>Female</b> | <b>Unknown</b> | <b>Total</b> |
|-------------------------|-------------|---------------|----------------|--------------|
| <b>White</b>            | <b>78</b>   | <b>50</b>     | <b>0</b>       | <b>128</b>   |
| <b>African American</b> | <b>0</b>    | <b>0</b>      | <b>0</b>       | <b>0</b>     |
| <b>Native American</b>  | <b>0</b>    | <b>0</b>      | <b>0</b>       | <b>0</b>     |
| <b>Asian</b>            | <b>0</b>    | <b>0</b>      | <b>0</b>       | <b>0</b>     |
| <b>Mixed</b>            | <b>5</b>    | <b>1</b>      | <b>0</b>       | <b>6</b>     |
| <b>Unknown</b>          | <b>1</b>    | <b>0</b>      | <b>0</b>       | <b>1</b>     |
| <b>Total</b>            | <b>84</b>   | <b>51</b>     | <b>0</b>       | <b>135</b>   |

**Total Children of Hispanic Origin by Race**



**TENNESSEE COUNCIL OF JUVENILE AND FAMILY COURT JUDGES  
2008 WILLIAMSON COUNTY JUVENILE COURT STATISTICAL DATA**

**Referrals by Type of Offense, Age Group, Race and Sex for CY 2008**

|                               | White Male   | African American Male | Other Race Male | White Female | African American Female | Other Race Female | Unknown Race or Sex | Total        |
|-------------------------------|--------------|-----------------------|-----------------|--------------|-------------------------|-------------------|---------------------|--------------|
| <b>Delinquent</b>             |              |                       |                 |              |                         |                   |                     |              |
| Ages 10 and Under             | 4            | 0                     | 0               | 1            | 0                       | 1                 | 1                   | 7            |
| Ages 11 through 12            | 16           | 0                     | 0               | 3            | 1                       | 0                 | 0                   | 20           |
| Ages 13 through 14            | 81           | 19                    | 6               | 40           | 5                       | 1                 | 1                   | 153          |
| Ages 15 through 16            | 669          | 45                    | 18              | 357          | 18                      | 7                 | 16                  | 1,130        |
| Ages 17 through 18            | 784          | 50                    | 21              | 374          | 23                      | 3                 | 30                  | 1,285        |
| Ages 19 and Over              | 0            | 0                     | 0               | 0            | 0                       | 0                 | 0                   | 0            |
| <b>Total</b>                  | <b>1,554</b> | <b>114</b>            | <b>45</b>       | <b>775</b>   | <b>47</b>               | <b>12</b>         | <b>48</b>           | <b>2,595</b> |
| <b>Status</b>                 |              |                       |                 |              |                         |                   |                     |              |
| Ages 10 and Under             | 0            | 0                     | 0               | 2            | 0                       | 1                 | 0                   | 3            |
| Ages 11 through 12            | 18           | 1                     | 1               | 3            | 1                       | 0                 | 0                   | 24           |
| Ages 13 through 14            | 66           | 17                    | 7               | 63           | 2                       | 6                 | 3                   | 164          |
| Ages 15 through 16            | 284          | 16                    | 18              | 171          | 17                      | 4                 | 4                   | 514          |
| Ages 17 through 18            | 203          | 21                    | 4               | 120          | 18                      | 0                 | 2                   | 368          |
| Ages 19 and Over              | 0            | 0                     | 0               | 0            | 0                       | 0                 | 0                   | 0            |
| <b>Total</b>                  | <b>571</b>   | <b>55</b>             | <b>30</b>       | <b>359</b>   | <b>38</b>               | <b>11</b>         | <b>9</b>            | <b>1,073</b> |
| <b>Dependency and Neglect</b> |              |                       |                 |              |                         |                   |                     |              |
| Ages 10 and Under             | 45           | 14                    | 5               | 37           | 13                      | 7                 | 4                   | 125          |
| Ages 11 through 12            | 5            | 3                     | 0               | 8            | 0                       | 0                 | 2                   | 18           |
| Ages 13 through 14            | 4            | 1                     | 0               | 8            | 0                       | 0                 | 1                   | 14           |
| Ages 15 through 16            | 6            | 0                     | 0               | 12           | 2                       | 0                 | 2                   | 22           |
| Ages 17 through 18            | 3            | 0                     | 0               | 2            | 0                       | 0                 | 0                   | 5            |
| Ages 19 and Over              | 0            | 0                     | 0               | 0            | 0                       | 0                 | 0                   | 0            |
| <b>Total</b>                  | <b>63</b>    | <b>18</b>             | <b>5</b>        | <b>67</b>    | <b>15</b>               | <b>7</b>          | <b>9</b>            | <b>184</b>   |
| <b>Other Violations</b>       |              |                       |                 |              |                         |                   |                     |              |
| Ages 10 and Under             | 0            | 0                     | 0               | 0            | 0                       | 0                 | 0                   | 0            |
| Ages 11 through 12            | 0            | 0                     | 0               | 0            | 0                       | 0                 | 0                   | 0            |
| Ages 13 through 14            | 0            | 0                     | 0               | 0            | 0                       | 0                 | 0                   | 0            |
| Ages 15 through 16            | 0            | 0                     | 0               | 0            | 0                       | 0                 | 0                   | 0            |
| Ages 17 through 18            | 0            | 0                     | 0               | 0            | 0                       | 0                 | 0                   | 0            |
| Ages 19 and Over              | 0            | 0                     | 0               | 0            | 0                       | 0                 | 0                   | 0            |
| <b>Total</b>                  | <b>0</b>     | <b>0</b>              | <b>0</b>        | <b>0</b>     | <b>0</b>                | <b>0</b>          | <b>0</b>            | <b>0</b>     |

**TENNESSEE COUNCIL OF JUVENILE AND FAMILY COURT JUDGES  
2008 WILLIAMSON COUNTY JUVENILE COURT STATISTICAL DATA**

**Referrals by Type of Offense, Age Group, Race and Sex for CY 2008**

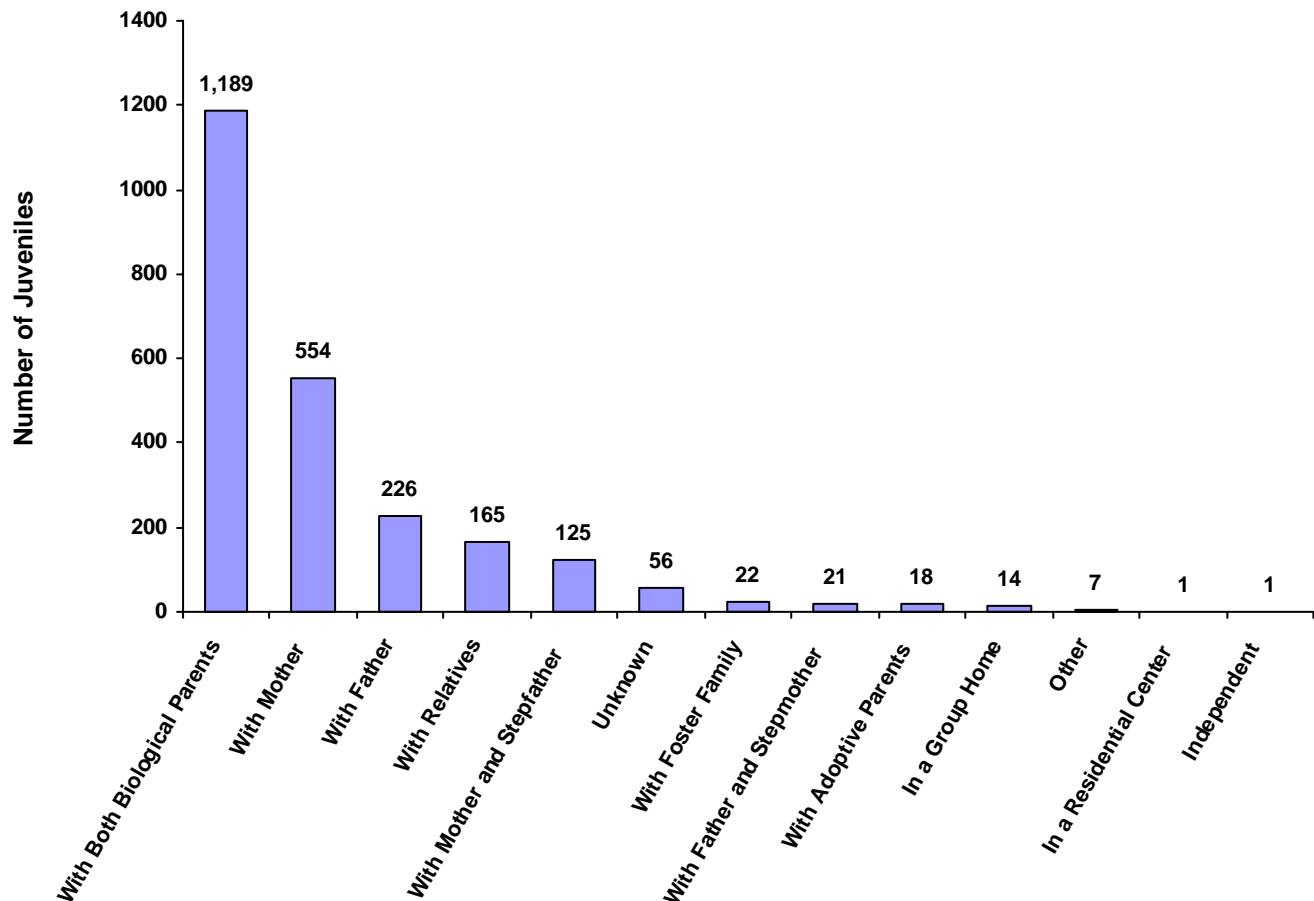
|                            | <b>White<br/>Male</b> | <b>African<br/>American<br/>Male</b> | <b>Other<br/>Race<br/>Male</b> | <b>White<br/>Female</b> | <b>African<br/>American<br/>Female</b> | <b>Other<br/>Race<br/>Female</b> | <b>Unknown<br/>Race or<br/>Sex</b> | <b>Total</b> |
|----------------------------|-----------------------|--------------------------------------|--------------------------------|-------------------------|--|----------------------------------|------------------------------------|--------------|
| <b>Special Proceedings</b> |                       |                                      |                                |                         |  |                                  |                                    |              |
| Ages 10 and Under          | 59                    | 14                                   | 4                              | 49                      | 17                                     | 5                                | 17                                 | <b>165</b>   |
| Ages 11 through 12         | 5                     | 6                                    | 1                              | 10                      | 1                                      | 0                                | 0                                  | <b>23</b>    |
| Ages 13 through 14         | 2                     | 2                                    | 0                              | 4                       | 0                                      | 1                                | 3                                  | <b>12</b>    |
| Ages 15 through 16         | 8                     | 3                                    | 2                              | 7                       | 1                                      | 0                                | 2                                  | <b>23</b>    |
| Ages 17 through 18         | 0                     | 1                                    | 0                              | 0                       | 0                                      | 1                                | 0                                  | <b>2</b>     |
| Ages 19 and Over           | 0                     | 0                                    | 0                              | 0                       | 0                                      | 0                                | 0                                  | <b>0</b>     |
| <b>Total</b>               | <b>74</b>             | <b>26</b>                            | <b>7</b>                       | <b>70</b>               | <b>19</b>                              | <b>7</b>                         | <b>22</b>                          | <b>225</b>   |
| <b>Other</b>               |                       |                                      |                                |                         |  |                                  |                                    |              |
| Ages 10 and Under          | 75                    | 17                                   | 4                              | 44                      | 8                                      | 19                               | 34                                 | <b>201</b>   |
| Ages 11 through 12         | 21                    | 6                                    | 12                             | 17                      | 3                                      | 1                                | 0                                  | <b>60</b>    |
| Ages 13 through 14         | 61                    | 10                                   | 5                              | 55                      | 2                                      | 14                               | 1                                  | <b>148</b>   |
| Ages 15 through 16         | 256                   | 13                                   | 19                             | 164                     | 15                                     | 0                                | 9                                  | <b>476</b>   |
| Ages 17 through 18         | 258                   | 23                                   | 5                              | 154                     | 13                                     | 11                               | 2                                  | <b>466</b>   |
| Ages 19 and Over           | 1                     | 1                                    | 0                              | 0                       | 0                                      | 0                                | 0                                  | <b>2</b>     |
| <b>Total</b>               | <b>672</b>            | <b>70</b>                            | <b>45</b>                      | <b>434</b>              | <b>41</b>                              | <b>45</b>                        | <b>46</b>                          | <b>1,353</b> |
| <b>Grand Total</b>         | <b>2,934</b>          | <b>283</b>                           | <b>132</b>                     | <b>1,705</b>            | <b>160</b>                             | <b>82</b>                        | <b>134</b>                         | <b>5,430</b> |

# TENNESSEE COUNCIL OF JUVENILE AND FAMILY COURT JUDGES 2008 WILLIAMSON COUNTY JUVENILE COURT STATISTICAL DATA

## Living Arrangement of Juveniles by Race and Sex for CY 2008

|                              | White Male   | African American Male | Other Race Male | White Female | African American Female | Other Race Female | Unknown Race or Sex | Total        | % of All Children Referred |
|------------------------------|--------------|-----------------------|-----------------|--------------|-------------------------|-------------------|---------------------|--------------|----------------------------|
| With Both Biological Parents | 701          | 24                    | 18              | 401          | 8                       | 8                 | 29                  | 1,189        | 49.56%                     |
| With Father and Stepmother   | 13           | 1                     | 0               | 7            | 0                       | 0                 | 0                   | 21           | 0.88%                      |
| With Mother and Stepfather   | 79           | 5                     | 2               | 36           | 2                       | 0                 | 1                   | 125          | 5.21%                      |
| With Mother                  | 248          | 34                    | 13              | 194          | 27                      | 10                | 28                  | 554          | 23.09%                     |
| With Father                  | 116          | 10                    | 6               | 73           | 14                      | 4                 | 3                   | 226          | 9.42%                      |
| With Relatives               | 68           | 26                    | 6               | 43           | 12                      | 3                 | 7                   | 165          | 6.88%                      |
| With Adoptive Parents        | 5            | 2                     | 1               | 8            | 1                       | 0                 | 1                   | 18           | 0.75%                      |
| With Foster Family           | 8            | 3                     | 0               | 7            | 3                       | 0                 | 1                   | 22           | 0.92%                      |
| In a Group Home              | 9            | 2                     | 0               | 1            | 1                       | 0                 | 1                   | 14           | 0.58%                      |
| In a Residential Center      | 1            | 0                     | 0               | 0            | 0                       | 0                 | 0                   | 1            | 0.04%                      |
| In an Institution            | 0            | 0                     | 0               | 0            | 0                       | 0                 | 0                   | 0            | 0.00%                      |
| Independent                  | 0            | 0                     | 0               | 1            | 0                       | 0                 | 0                   | 1            | 0.04%                      |
| Unknown                      | 25           | 5                     | 1               | 16           | 5                       | 2                 | 2                   | 56           | 2.33%                      |
| Other                        | 6            | 0                     | 0               | 1            | 0                       | 0                 | 0                   | 7            | 0.29%                      |
| <b>Totals</b>                | <b>1,279</b> | <b>112</b>            | <b>47</b>       | <b>788</b>   | <b>73</b>               | <b>27</b>         | <b>73</b>           | <b>2,399</b> |                            |

## Living Arrangement of Juveniles





**TENNESSEE COUNCIL OF JUVENILE AND FAMILY COURT JUDGES  
2008 WILLIAMSON COUNTY JUVENILE COURT STATISTICAL DATA**

**Last Grade Completed by Children by Race and Sex for CY 2008**

|                       | White Male   | African American Male | Other Race Male | White Female | African American Female | Other Race Female | Unknown Race or Sex | Total        | % of All Children Referred |
|-----------------------|--------------|-----------------------|-----------------|--------------|-------------------------|-------------------|---------------------|--------------|----------------------------|
| Too Young for School  | 1            | 0                     | 0               | 0            | 0                       | 0                 | 0                   | 1            | 0.04%                      |
| Preschool             | 0            | 0                     | 0               | 1            | 1                       | 0                 | 0                   | 2            | 0.08%                      |
| Kindergarten          | 6            | 3                     | 0               | 5            | 2                       | 2                 | 1                   | 19           | 0.79%                      |
| 1st Grade             | 9            | 2                     | 0               | 5            | 0                       | 2                 | 1                   | 19           | 0.79%                      |
| 2nd Grade             | 3            | 1                     | 0               | 4            | 0                       | 0                 | 0                   | 8            | 0.33%                      |
| 3rd Grade             | 4            | 1                     | 0               | 3            | 0                       | 0                 | 1                   | 9            | 0.38%                      |
| 4th Grade             | 4            | 1                     | 0               | 2            | 1                       | 0                 | 1                   | 9            | 0.38%                      |
| 5th Grade             | 3            | 2                     | 0               | 7            | 0                       | 2                 | 0                   | 14           | 0.58%                      |
| 6th Grade             | 11           | 0                     | 1               | 8            | 0                       | 0                 | 0                   | 20           | 0.83%                      |
| 7th Grade             | 26           | 3                     | 1               | 14           | 2                       | 0                 | 0                   | 46           | 1.92%                      |
| 8th Grade             | 40           | 5                     | 3               | 26           | 2                       | 2                 | 2                   | 80           | 3.33%                      |
| 9th Grade             | 106          | 12                    | 5               | 44           | 3                       | 2                 | 1                   | 173          | 7.21%                      |
| 10th Grade            | 207          | 14                    | 7               | 126          | 10                      | 2                 | 4                   | 370          | 15.42%                     |
| 11th Grade            | 392          | 20                    | 11              | 220          | 17                      | 4                 | 13                  | 677          | 28.22%                     |
| 12th Grade            | 306          | 18                    | 7               | 193          | 15                      | 0                 | 7                   | 546          | 22.76%                     |
| Non-Graded Special Ed | 0            | 0                     | 0               | 0            | 0                       | 0                 | 0                   | 0            | 0.00%                      |
| GED                   | 6            | 1                     | 0               | 1            | 1                       | 0                 | 0                   | 9            | 0.38%                      |
| Graduated             | 3            | 0                     | 0               | 2            | 0                       | 0                 | 1                   | 6            | 0.25%                      |
| Never Attended School | 0            | 0                     | 0               | 0            | 0                       | 0                 | 0                   | 0            | 0.00%                      |
| Unknown               | 138          | 29                    | 12              | 110          | 19                      | 10                | 39                  | 357          | 14.88%                     |
| Other                 | 14           | 0                     | 0               | 17           | 0                       | 1                 | 2                   | 34           | 1.42%                      |
| <b>Totals</b>         | <b>1,279</b> | <b>112</b>            | <b>47</b>       | <b>788</b>   | <b>73</b>               | <b>27</b>         | <b>73</b>           | <b>2,399</b> |                            |

**Children Enrolled in School**

|              | Children     | % of All Children |
|--------------|--------------|-------------------|
| Enrolled     | 1,931        | 80.49%            |
| Not Enrolled | 4            | 0.17%             |
| Unknown      | 464          | 19.34%            |
|              | <b>2,399</b> |                   |

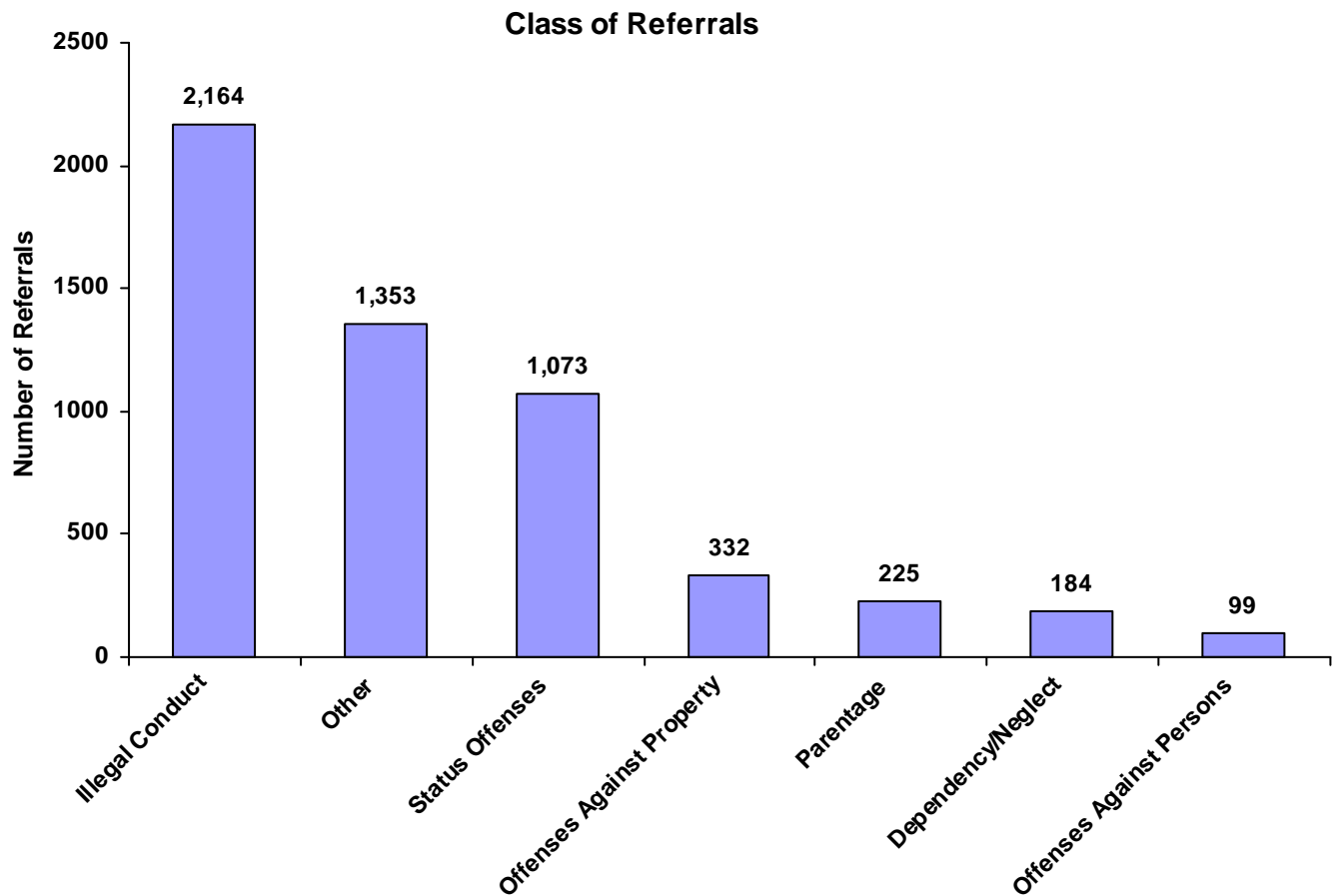
**Children Enrolled in Special Education**

|              | Children     | % of All Children |
|--------------|--------------|-------------------|
| Enrolled     | 129          | 5.38%             |
| Not Enrolled | 1,671        | 69.65%            |
| Unknown      | 599          | 24.97%            |
|              | <b>2,399</b> |                   |

**TENNESSEE COUNCIL OF JUVENILE AND FAMILY COURT JUDGES  
2008 WILLIAMSON COUNTY JUVENILE COURT STATISTICAL DATA**

**Class of Referrals by Race and Sex for CY 2008**

|                             | White Male   | African American Male | Other Race Male | White Female | African American Female | Other Race Female | Unknown Race or Sex | Total        | % of Total Referrals |
|-----------------------------|--------------|-----------------------|-----------------|--------------|-------------------------|-------------------|---------------------|--------------|----------------------|
| Offenses Against Persons    | 64           | 16                    | 3               | 11           | 2                       | 2                 | 1                   | 99           | 1.82%                |
| Offenses Against Property   | 179          | 29                    | 6               | 101          | 12                      | 1                 | 4                   | 332          | 6.11%                |
| Illegal Conduct             | 1,311        | 69                    | 36              | 663          | 33                      | 9                 | 43                  | 2,164        | 39.85%               |
| Status Offenses             | 571          | 55                    | 30              | 359          | 38                      | 11                | 9                   | 1,073        | 19.76%               |
| Dependency/Neglect          | 63           | 18                    | 5               | 67           | 15                      | 7                 | 9                   | 184          | 3.39%                |
| Other Violation Proceedings | 0            | 0                     | 0               | 0            | 0                       | 0                 | 0                   | 0            | 0.00%                |
| Parentage                   | 74           | 26                    | 7               | 70           | 19                      | 7                 | 22                  | 225          | 4.14%                |
| Special Proceedings         | 0            | 0                     | 0               | 0            | 0                       | 0                 | 0                   | 0            | 0.00%                |
| Other                       | 672          | 70                    | 45              | 434          | 41                      | 45                | 46                  | 1,353        | 24.92%               |
| <b>Totals</b>               | <b>2,934</b> | <b>283</b>            | <b>132</b>      | <b>1,705</b> | <b>160</b>              | <b>82</b>         | <b>134</b>          | <b>5,430</b> |                      |



**TENNESSEE COUNCIL OF JUVENILE AND FAMILY COURT JUDGES  
2008 WILLIAMSON COUNTY JUVENILE COURT STATISTICAL DATA**

**Referrals by Class and Type Of Offense by Race and Sex for CY 2008**

|   | <b>White<br/>Male</b> | <b>African<br/>American<br/>Male</b> | <b>Other<br/>Race<br/>Male</b> | <b>White<br/>Female</b> | <b>African<br/>American<br/>Female</b> | <b>Other<br/>Race<br/>Female</b> | <b>Unknown<br/>Race or<br/>Sex</b> | <b>Total</b> |
|---|-----------------------|--------------------------------------|--------------------------------|-------------------------|--|----------------------------------|------------------------------------|--------------|
| <b><u>Offenses Against Persons</u></b>  |                       |                                      |                                |                         |  |                                  |                                    |              |
| Assault                                 | 34                    | 7                                    | 0                              | 7                       | 1                                      | 2                                | 1                                  | <b>52</b>    |
| Aggravated Assault                      | 9                     | 5                                    | 1                              | 0                       | 0                                      | 0                                | 0                                  | <b>15</b>    |
| Other Sexual Offenses                   | 5                     | 3                                    | 1                              | 0                       | 1                                      | 0                                | 0                                  | <b>10</b>    |
| Rape of a Child                         | 6                     | 1                                    | 0                              | 0                       | 0                                      | 0                                | 0                                  | <b>7</b>     |
| Reckless Endangerment                   | 1                     | 0                                    | 0                              | 4                       | 0                                      | 0                                | 0                                  | <b>5</b>     |
| Robbery                                 | 3                     | 0                                    | 1                              | 0                       | 0                                      | 0                                | 0                                  | <b>4</b>     |
| Attempted Crime Against a Person        | 3                     | 0                                    | 0                              | 0                       | 0                                      | 0                                | 0                                  | <b>3</b>     |
| Aggravated Robbery                      | 2                     | 0                                    | 0                              | 0                       | 0                                      | 0                                | 0                                  | <b>2</b>     |
| Aggravated Sexual Battery               | 1                     | 0                                    | 0                              | 0                       | 0                                      | 0                                | 0                                  | <b>1</b>     |
| Criminal Homicide                       | 0                     | 0                                    | 0                              | 0                       | 0                                      | 0                                | 0                                  | <b>0</b>     |
| 1st Degree Murder                       | 0                     | 0                                    | 0                              | 0                       | 0                                      | 0                                | 0                                  | <b>0</b>     |
| 2nd Degree Murder                       | 0                     | 0                                    | 0                              | 0                       | 0                                      | 0                                | 0                                  | <b>0</b>     |
| Aggravated Rape                         | 0                     | 0                                    | 0                              | 0                       | 0                                      | 0                                | 0                                  | <b>0</b>     |
| Aggravated Vehicular Homicide           | 0                     | 0                                    | 0                              | 0                       | 0                                      | 0                                | 0                                  | <b>0</b>     |
| Esp. Aggravated Robbery                 | 0                     | 0                                    | 0                              | 0                       | 0                                      | 0                                | 0                                  | <b>0</b>     |
| Esp. Aggravated Kidnapping              | 0                     | 0                                    | 0                              | 0                       | 0                                      | 0                                | 0                                  | <b>0</b>     |
| Aggravated Kidnapping                   | 0                     | 0                                    | 0                              | 0                       | 0                                      | 0                                | 0                                  | <b>0</b>     |
| Aggravated Child Abuse / Neglect        | 0                     | 0                                    | 0                              | 0                       | 0                                      | 0                                | 0                                  | <b>0</b>     |
| Rape                                    | 0                     | 0                                    | 0                              | 0                       | 0                                      | 0                                | 0                                  | <b>0</b>     |
| Voluntary Manslaughter                  | 0                     | 0                                    | 0                              | 0                       | 0                                      | 0                                | 0                                  | <b>0</b>     |
| Vehicular Homicide                      | 0                     | 0                                    | 0                              | 0                       | 0                                      | 0                                | 0                                  | <b>0</b>     |
| Sexual Abuse of a Child                 | 0                     | 0                                    | 0                              | 0                       | 0                                      | 0                                | 0                                  | <b>0</b>     |
| Criminally Negligent Homicide           | 0                     | 0                                    | 0                              | 0                       | 0                                      | 0                                | 0                                  | <b>0</b>     |
| <b>Totals</b>                           | <b>64</b>             | <b>16</b>                            | <b>3</b>                       | <b>11</b>               | <b>2</b>                               | <b>2</b>                         | <b>1</b>                           | <b>99</b>    |
| <b><u>Offenses Against Property</u></b> |                       |                                      |                                |                         |  |                                  |                                    |              |
| Theft of Property                       | 103                   | 20                                   | 5                              | 87                      | 10                                     | 1                                | 1                                  | <b>227</b>   |
| Vandalism                               | 36                    | 1                                    | 1                              | 7                       | 0                                      | 0                                | 1                                  | <b>46</b>    |
| Aggravated Burglary                     | 19                    | 6                                    | 0                              | 0                       | 2                                      | 0                                | 0                                  | <b>27</b>    |
| Unauthorized Use of a Vehicle           | 4                     | 1                                    | 0                              | 6                       | 0                                      | 0                                | 2                                  | <b>13</b>    |
| Burglary                                | 10                    | 0                                    | 0                              | 0                       | 0                                      | 0                                | 0                                  | <b>10</b>    |
| Illegal Poss/Use of Credit/Debit Cards  | 3                     | 0                                    | 0                              | 1                       | 0                                      | 0                                | 0                                  | <b>4</b>     |
| Forgery                                 | 2                     | 1                                    | 0                              | 0                       | 0                                      | 0                                | 0                                  | <b>3</b>     |
| Arson                                   | 2                     | 0                                    | 0                              | 0                       | 0                                      | 0                                | 0                                  | <b>2</b>     |
| Aggravated Arson                        | 0                     | 0                                    | 0                              | 0                       | 0                                      | 0                                | 0                                  | <b>0</b>     |
| Worthless Checks                        | 0                     | 0                                    | 0                              | 0                       | 0                                      | 0                                | 0                                  | <b>0</b>     |
| Cruelty to Animals                      | 0                     | 0                                    | 0                              | 0                       | 0                                      | 0                                | 0                                  | <b>0</b>     |
| <b>Totals</b>                           | <b>179</b>            | <b>29</b>                            | <b>6</b>                       | <b>101</b>              | <b>12</b>                              | <b>1</b>                         | <b>4</b>                           | <b>332</b>   |

**TENNESSEE COUNCIL OF JUVENILE AND FAMILY COURT JUDGES  
2008 WILLIAMSON COUNTY JUVENILE COURT STATISTICAL DATA**

**Referrals by Class and Type Of Offense by Race and Sex for CY 2008**

|                                      | White Male   | African American Male | Other Race Male | White Female | African American Female | Other Race Female | Unknown Race or Sex | Total        |
|--------------------------------------|--------------|-----------------------|-----------------|--------------|-------------------------|-------------------|---------------------|--------------|
| <b><u>Illegal Conduct</u></b>        |              |                       |                 |              |                         |                   |                     |              |
| Traffic                              | 838          | 35                    | 21              | 491          | 24                      | 6                 | 27                  | 1,442        |
| Violation of Probation               | 131          | 18                    | 12              | 41           | 7                       | 1                 | 3                   | 213          |
| Possession/Consumption of Alcohol    | 126          | 1                     | 0               | 75           | 0                       | 0                 | 2                   | 204          |
| Possession of Controlled Substances  | 64           | 3                     | 1               | 20           | 0                       | 0                 | 1                   | 89           |
| Other Drug Offenses                  | 61           | 0                     | 1               | 13           | 0                       | 0                 | 1                   | 76           |
| Disorderly Conduct                   | 21           | 2                     | 1               | 8            | 0                       | 1                 | 2                   | 35           |
| Violation of Aftercare               | 9            | 4                     | 0               | 3            | 0                       | 0                 | 0                   | 16           |
| Evading Arrest                       | 9            | 2                     | 0               | 2            | 1                       | 0                 | 0                   | 14           |
| Driving Under Influence (DUI)        | 12           | 0                     | 0               | 1            | 0                       | 0                 | 1                   | 14           |
| Unlawful Carrying / Poss of a Weapon | 13           | 0                     | 0               | 0            | 0                       | 0                 | 0                   | 13           |
| Public Intoxication                  | 6            | 0                     | 0               | 4            | 0                       | 0                 | 0                   | 10           |
| Contempt of Court                    | 4            | 0                     | 0               | 1            | 1                       | 1                 | 2                   | 9            |
| Criminal Impersonation               | 5            | 2                     | 0               | 1            | 0                       | 0                 | 0                   | 8            |
| Resist Stop/Frisk/Halt/Arrest/Search | 6            | 0                     | 0               | 1            | 0                       | 0                 | 0                   | 7            |
| Harassment                           | 1            | 1                     | 0               | 2            | 0                       | 0                 | 2                   | 6            |
| Filing a False Police Report         | 4            | 0                     | 0               | 0            | 0                       | 0                 | 0                   | 4            |
| Carrying Weapons on School Property  | 0            | 1                     | 0               | 0            | 0                       | 0                 | 1                   | 2            |
| Criminal Attempt                     | 1            | 0                     | 0               | 0            | 0                       | 0                 | 0                   | 1            |
| Failure to Appear                    | 0            | 0                     | 0               | 0            | 0                       | 0                 | 1                   | 1            |
| Sale of Controlled Substances        | 0            | 0                     | 0               | 0            | 0                       | 0                 | 0                   | 0            |
| Escape                               | 0            | 0                     | 0               | 0            | 0                       | 0                 | 0                   | 0            |
| Aggravated Criminal Trespass         | 0            | 0                     | 0               | 0            | 0                       | 0                 | 0                   | 0            |
| Criminal Trespass                    | 0            | 0                     | 0               | 0            | 0                       | 0                 | 0                   | 0            |
| Gambling                             | 0            | 0                     | 0               | 0            | 0                       | 0                 | 0                   | 0            |
| Local Ordinances                     | 0            | 0                     | 0               | 0            | 0                       | 0                 | 0                   | 0            |
| Violation of Wildlife Regulations    | 0            | 0                     | 0               | 0            | 0                       | 0                 | 0                   | 0            |
| <b>Totals</b>                        | <b>1,311</b> | <b>69</b>             | <b>36</b>       | <b>663</b>   | <b>33</b>               | <b>9</b>          | <b>43</b>           | <b>2,164</b> |
| <b><u>Status Offenses</u></b>        |              |                       |                 |              |                         |                   |                     |              |
| Unruly Behavior                      | 202          | 28                    | 9               | 121          | 13                      | 2                 | 2                   | 377          |
| Violation of a Valid Court Order     | 132          | 18                    | 5               | 98           | 9                       | 6                 | 0                   | 268          |
| Possession of Tobacco Products       | 118          | 0                     | 8               | 29           | 0                       | 0                 | 3                   | 158          |
| In-State Runaway                     | 31           | 4                     | 2               | 50           | 7                       | 1                 | 0                   | 95           |
| Truancy                              | 39           | 5                     | 3               | 40           | 2                       | 1                 | 2                   | 92           |
| Violation of Curfew                  | 49           | 0                     | 3               | 21           | 7                       | 1                 | 2                   | 83           |
| Out-of-State Runaway                 | 0            | 0                     | 0               | 0            | 0                       | 0                 | 0                   | 0            |
| <b>Totals</b>                        | <b>571</b>   | <b>55</b>             | <b>30</b>       | <b>359</b>   | <b>38</b>               | <b>11</b>         | <b>9</b>            | <b>1,073</b> |
| <b><u>Dependency/Neglect</u></b>     |              |                       |                 |              |                         |                   |                     |              |
| Dependency / Neglect                 | 60           | 11                    | 5               | 64           | 13                      | 7                 | 9                   | 169          |
| Termination of Parental Rights       | 3            | 7                     | 0               | 3            | 2                       | 0                 | 0                   | 15           |
| Sexually Abused Child                | 0            | 0                     | 0               | 0            | 0                       | 0                 | 0                   | 0            |
| Physically Abused Child              | 0            | 0                     | 0               | 0            | 0                       | 0                 | 0                   | 0            |
| <b>Totals</b>                        | <b>63</b>    | <b>18</b>             | <b>5</b>        | <b>67</b>    | <b>15</b>               | <b>7</b>          | <b>9</b>            | <b>184</b>   |

**TENNESSEE COUNCIL OF JUVENILE AND FAMILY COURT JUDGES  
2008 WILLIAMSON COUNTY JUVENILE COURT STATISTICAL DATA**

**Referrals by Class and Type Of Offense by Race and Sex for CY 2008**

|   | White Male   | African American Male | Other Race Male | White Female | African American Female | Other Race Female | Unknown Race or Sex | Total        |
|---|--------------|-----------------------|-----------------|--------------|-------------------------|-------------------|---------------------|--------------|
| <b><u>Other Violation Proceedings</u></b> |              |                       |                 |              |                         |                   |                     |              |
| Violation of Pretrial Diversion           | 0            | 0                     | 0               | 0            | 0                       | 0                 | 0                   | 0            |
| Violation of Informal Adjustment          | 0            | 0                     | 0               | 0            | 0                       | 0                 | 0                   | 0            |
| <b>Totals</b>                             | <b>0</b>     | <b>0</b>              | <b>0</b>        | <b>0</b>     | <b>0</b>                | <b>0</b>          | <b>0</b>            | <b>0</b>     |
| <b><u>Parentage</u></b>                   |              |                       |                 |              |                         |                   |                     |              |
| Custody                                   | 36           | 19                    | 2               | 41           | 14                      | 1                 | 11                  | 124          |
| Visitation                                | 34           | 7                     | 5               | 28           | 5                       | 6                 | 10                  | 95           |
| Paternity / Legitimation                  | 3            | 0                     | 0               | 1            | 0                       | 0                 | 1                   | 5            |
| Child Support                             | 1            | 0                     | 0               | 0            | 0                       | 0                 | 0                   | 1            |
| <b>Totals</b>                             | <b>74</b>    | <b>26</b>             | <b>7</b>        | <b>70</b>    | <b>19</b>               | <b>7</b>          | <b>22</b>           | <b>225</b>   |
| <b><u>Special Proceedings</u></b>         |              |                       |                 |              |                         |                   |                     |              |
| Judicial Review                           | 0            | 0                     | 0               | 0            | 0                       | 0                 | 0                   | 0            |
| Administrative Review                     | 0            | 0                     | 0               | 0            | 0                       | 0                 | 0                   | 0            |
| Foster Care Review                        | 0            | 0                     | 0               | 0            | 0                       | 0                 | 0                   | 0            |
| Request for Medical Treatment             | 0            | 0                     | 0               | 0            | 0                       | 0                 | 0                   | 0            |
| Consent to Marry                          | 0            | 0                     | 0               | 0            | 0                       | 0                 | 0                   | 0            |
| <b>Totals</b>                             | <b>0</b>     | <b>0</b>              | <b>0</b>        | <b>0</b>     | <b>0</b>                | <b>0</b>          | <b>0</b>            | <b>0</b>     |
| <b><u>Other</u></b>                       |              |                       |                 |              |                         |                   |                     |              |
| Other                                     | 672          | 70                    | 45              | 434          | 41                      | 45                | 46                  | 1,353        |
| <b>Totals</b>                             | <b>672</b>   | <b>70</b>             | <b>45</b>       | <b>434</b>   | <b>41</b>               | <b>45</b>         | <b>46</b>           | <b>1,353</b> |
| <b>All Referral Totals</b>                | <b>2,934</b> | <b>283</b>            | <b>132</b>      | <b>1,705</b> | <b>160</b>              | <b>82</b>         | <b>134</b>          | <b>5,430</b> |

**TENNESSEE COUNCIL OF JUVENILE AND FAMILY COURT JUDGES  
2008 WILLIAMSON COUNTY JUVENILE COURT STATISTICAL DATA**

**Referral Reasons by Type of Offense, Race and Sex for CY 2008**

|  | White Male | African American Male | Other Race Male | White Female | African American Female | Other Race Female | Unknown Race or Sex | Total |
|--|------------|-----------------------|-----------------|--------------|-------------------------|-------------------|---------------------|-------|
| <b>Delinquent</b>                      |            |                       |                 |              |                         |                   |                     |       |
| Traffic                                | 838        | 35                    | 21              | 491          | 24                      | 6                 | 27                  | 1,442 |
| Theft of Property                      | 103        | 20                    | 5               | 87           | 10                      | 1                 | 1                   | 227   |
| Violation of Probation                 | 131        | 18                    | 12              | 41           | 7                       | 1                 | 3                   | 213   |
| Possession/Consumption of Alcohol      | 126        | 1                     | 0               | 75           | 0                       | 0                 | 2                   | 204   |
| Possession of Controlled Substances    | 64         | 3                     | 1               | 20           | 0                       | 0                 | 1                   | 89    |
| Other Drug Offenses                    | 61         | 0                     | 1               | 13           | 0                       | 0                 | 1                   | 76    |
| Assault                                | 34         | 7                     | 0               | 7            | 1                       | 2                 | 1                   | 52    |
| Vandalism                              | 36         | 1                     | 1               | 7            | 0                       | 0                 | 1                   | 46    |
| Disorderly Conduct                     | 21         | 2                     | 1               | 8            | 0                       | 1                 | 2                   | 35    |
| Aggravated Burglary                    | 19         | 6                     | 0               | 0            | 2                       | 0                 | 0                   | 27    |
| Violation of Aftercare                 | 9          | 4                     | 0               | 3            | 0                       | 0                 | 0                   | 16    |
| Aggravated Assault                     | 9          | 5                     | 1               | 0            | 0                       | 0                 | 0                   | 15    |
| Evading Arrest                         | 9          | 2                     | 0               | 2            | 1                       | 0                 | 0                   | 14    |
| Driving Under Influence (DUI)          | 12         | 0                     | 0               | 1            | 0                       | 0                 | 1                   | 14    |
| Unauthorized Use of a Vehicle          | 4          | 1                     | 0               | 6            | 0                       | 0                 | 2                   | 13    |
| Unlawful Carrying / Poss of a Weapon   | 13         | 0                     | 0               | 0            | 0                       | 0                 | 0                   | 13    |
| Other Sexual Offenses                  | 5          | 3                     | 1               | 0            | 1                       | 0                 | 0                   | 10    |
| Burglary                               | 10         | 0                     | 0               | 0            | 0                       | 0                 | 0                   | 10    |
| Public Intoxication                    | 6          | 0                     | 0               | 4            | 0                       | 0                 | 0                   | 10    |
| Contempt of Court                      | 4          | 0                     | 0               | 1            | 1                       | 1                 | 2                   | 9     |
| Criminal Impersonation                 | 5          | 2                     | 0               | 1            | 0                       | 0                 | 0                   | 8     |
| Rape of a Child                        | 6          | 1                     | 0               | 0            | 0                       | 0                 | 0                   | 7     |
| Resist Stop/Frisk/Halt/Arrest/Search   | 6          | 0                     | 0               | 1            | 0                       | 0                 | 0                   | 7     |
| Harassment                             | 1          | 1                     | 0               | 2            | 0                       | 0                 | 2                   | 6     |
| Reckless Endangerment                  | 1          | 0                     | 0               | 4            | 0                       | 0                 | 0                   | 5     |
| Robbery                                | 3          | 0                     | 1               | 0            | 0                       | 0                 | 0                   | 4     |
| Illegal Poss/Use of Credit/Debit Cards | 3          | 0                     | 0               | 1            | 0                       | 0                 | 0                   | 4     |
| Filing a False Police Report           | 4          | 0                     | 0               | 0            | 0                       | 0                 | 0                   | 4     |
| Attempted Crime Against a Person       | 3          | 0                     | 0               | 0            | 0                       | 0                 | 0                   | 3     |
| Forgery                                | 2          | 1                     | 0               | 0            | 0                       | 0                 | 0                   | 3     |
| Aggravated Robbery                     | 2          | 0                     | 0               | 0            | 0                       | 0                 | 0                   | 2     |
| Arson                                  | 2          | 0                     | 0               | 0            | 0                       | 0                 | 0                   | 2     |
| Carrying Weapons on School Property    | 0          | 1                     | 0               | 0            | 0                       | 0                 | 1                   | 2     |
| Aggravated Sexual Battery              | 1          | 0                     | 0               | 0            | 0                       | 0                 | 0                   | 1     |
| Criminal Attempt                       | 1          | 0                     | 0               | 0            | 0                       | 0                 | 0                   | 1     |
| Failure to Appear                      | 0          | 0                     | 0               | 0            | 0                       | 0                 | 1                   | 1     |
| Criminal Homicide                      | 0          | 0                     | 0               | 0            | 0                       | 0                 | 0                   | 0     |
| 1st Degree Murder                      | 0          | 0                     | 0               | 0            | 0                       | 0                 | 0                   | 0     |
| 2nd Degree Murder                      | 0          | 0                     | 0               | 0            | 0                       | 0                 | 0                   | 0     |
| Aggravated Rape                        | 0          | 0                     | 0               | 0            | 0                       | 0                 | 0                   | 0     |
| Aggravated Vehicular Homicide          | 0          | 0                     | 0               | 0            | 0                       | 0                 | 0                   | 0     |
| Esp. Aggravated Robbery                | 0          | 0                     | 0               | 0            | 0                       | 0                 | 0                   | 0     |
| Esp. Aggravated Kidnapping             | 0          | 0                     | 0               | 0            | 0                       | 0                 | 0                   | 0     |
| Aggravated Kidnapping                  | 0          | 0                     | 0               | 0            | 0                       | 0                 | 0                   | 0     |
| Aggravated Child Abuse / Neglect       | 0          | 0                     | 0               | 0            | 0                       | 0                 | 0                   | 0     |
| Rape                                   | 0          | 0                     | 0               | 0            | 0                       | 0                 | 0                   | 0     |
| Voluntary Manslaughter                 | 0          | 0                     | 0               | 0            | 0                       | 0                 | 0                   | 0     |
| Vehicular Homicide                     | 0          | 0                     | 0               | 0            | 0                       | 0                 | 0                   | 0     |
| Sexual Abuse of a Child                | 0          | 0                     | 0               | 0            | 0                       | 0                 | 0                   | 0     |
| Criminally Negligent Homicide          | 0          | 0                     | 0               | 0            | 0                       | 0                 | 0                   | 0     |
| Aggravated Arson                       | 0          | 0                     | 0               | 0            | 0                       | 0                 | 0                   | 0     |
| Worthless Checks                       | 0          | 0                     | 0               | 0            | 0                       | 0                 | 0                   | 0     |

**TENNESSEE COUNCIL OF JUVENILE AND FAMILY COURT JUDGES  
2008 WILLIAMSON COUNTY JUVENILE COURT STATISTICAL DATA**

**Referral Reasons by Type of Offense, Race and Sex for CY 2008**

|                                      | White Male | African American Male | Other Race Male | White Female | African American Female | Other Race Female | Unknown Race or Sex | Total |
|--------------------------------------|------------|-----------------------|-----------------|--------------|-------------------------|-------------------|---------------------|-------|
| <b><u>Delinquent</u></b>             |            |                       |                 |              |                         |                   |                     |       |
| Cruelty to Animals                   | 0          | 0                     | 0               | 0            | 0                       | 0                 | 0                   | 0     |
| Sale of Controlled Substances        | 0          | 0                     | 0               | 0            | 0                       | 0                 | 0                   | 0     |
| Escape                               | 0          | 0                     | 0               | 0            | 0                       | 0                 | 0                   | 0     |
| Aggravated Criminal Trespass         | 0          | 0                     | 0               | 0            | 0                       | 0                 | 0                   | 0     |
| Criminal Trespass                    | 0          | 0                     | 0               | 0            | 0                       | 0                 | 0                   | 0     |
| Gambling                             | 0          | 0                     | 0               | 0            | 0                       | 0                 | 0                   | 0     |
| Local Ordinances                     | 0          | 0                     | 0               | 0            | 0                       | 0                 | 0                   | 0     |
| Violation of Wildlife Regulations    | 0          | 0                     | 0               | 0            | 0                       | 0                 | 0                   | 0     |
| <b>Totals</b>                        | 1,554      | 114                   | 45              | 775          | 47                      | 12                | 48                  | 2,595 |
| <b><u>Status</u></b>                 |            |                       |                 |              |                         |                   |                     |       |
| Unruly Behavior                      | 202        | 28                    | 9               | 121          | 13                      | 2                 | 2                   | 377   |
| Violation of a Valid Court Order     | 132        | 18                    | 5               | 98           | 9                       | 6                 | 0                   | 268   |
| Possession of Tobacco Products       | 118        | 0                     | 8               | 29           | 0                       | 0                 | 3                   | 158   |
| In-State Runaway                     | 31         | 4                     | 2               | 50           | 7                       | 1                 | 0                   | 95    |
| Truancy                              | 39         | 5                     | 3               | 40           | 2                       | 1                 | 2                   | 92    |
| Violation of Curfew                  | 49         | 0                     | 3               | 21           | 7                       | 1                 | 2                   | 83    |
| Out-of-State Runaway                 | 0          | 0                     | 0               | 0            | 0                       | 0                 | 0                   | 0     |
| <b>Totals</b>                        | 571        | 55                    | 30              | 359          | 38                      | 11                | 9                   | 1,073 |
| <b><u>Dependency and Neglect</u></b> |            |                       |                 |              |                         |                   |                     |       |
| Dependency / Neglect                 | 60         | 11                    | 5               | 64           | 13                      | 7                 | 9                   | 169   |
| Termination of Parental Rights       | 3          | 7                     | 0               | 3            | 2                       | 0                 | 0                   | 15    |
| Sexually Abused Child                | 0          | 0                     | 0               | 0            | 0                       | 0                 | 0                   | 0     |
| Physically Abused Child              | 0          | 0                     | 0               | 0            | 0                       | 0                 | 0                   | 0     |
| <b>Totals</b>                        | 63         | 18                    | 5               | 67           | 15                      | 7                 | 9                   | 184   |
| <b><u>Other Violations</u></b>       |            |                       |                 |              |                         |                   |                     |       |
| Violation of Pretrial Diversion      | 0          | 0                     | 0               | 0            | 0                       | 0                 | 0                   | 0     |
| Violation of Informal Adjustment     | 0          | 0                     | 0               | 0            | 0                       | 0                 | 0                   | 0     |
| <b>Totals</b>                        | 0          | 0                     | 0               | 0            | 0                       | 0                 | 0                   | 0     |
| <b><u>Special Proceedings</u></b>    |            |                       |                 |              |                         |                   |                     |       |
| Custody                              | 36         | 19                    | 2               | 41           | 14                      | 1                 | 11                  | 124   |
| Visitation                           | 34         | 7                     | 5               | 28           | 5                       | 6                 | 10                  | 95    |
| Paternity / Legitimation             | 3          | 0                     | 0               | 1            | 0                       | 0                 | 1                   | 5     |
| Child Support                        | 1          | 0                     | 0               | 0            | 0                       | 0                 | 0                   | 1     |
| Judicial Review                      | 0          | 0                     | 0               | 0            | 0                       | 0                 | 0                   | 0     |
| Administrative Review                | 0          | 0                     | 0               | 0            | 0                       | 0                 | 0                   | 0     |
| Foster Care Review                   | 0          | 0                     | 0               | 0            | 0                       | 0                 | 0                   | 0     |
| Request for Medical Treatment        | 0          | 0                     | 0               | 0            | 0                       | 0                 | 0                   | 0     |
| Consent to Marry                     | 0          | 0                     | 0               | 0            | 0                       | 0                 | 0                   | 0     |
| <b>Totals</b>                        | 74         | 26                    | 7               | 70           | 19                      | 7                 | 22                  | 225   |
| <b><u>Other</u></b>                  |            |                       |                 |              |                         |                   |                     |       |
| Other                                | 672        | 70                    | 45              | 434          | 41                      | 45                | 46                  | 1,353 |
| <b>Totals</b>                        | 672        | 70                    | 45              | 434          | 41                      | 45                | 46                  | 1,353 |
| <b>All Referral Totals</b>           | 2,934      | 283                   | 132             | 1,705        | 160                     | 82                | 134                 | 5,430 |

**TENNESSEE COUNCIL OF JUVENILE AND FAMILY COURT JUDGES  
2008 WILLIAMSON COUNTY JUVENILE COURT STATISTICAL DATA**

**Top 4 Referral Reasons by Race and Sex for CY 2008**

| <b>Sex</b>     | <b>Race</b>      | <b>Referral Reason</b>              | <b>Total</b> |
|----------------|------------------|-------------------------------------|--------------|
| <b>Male</b>    |                  |                                     |              |
|                | White            | 1. Traffic                          | <b>838</b>   |
|                |                  | 2. Other                            | <b>672</b>   |
|                |                  | 3. Unruly Behavior                  | <b>202</b>   |
|                |                  | 4. Violation of a Valid Court Order | <b>132</b>   |
|                | African American | 1. Other                            | <b>70</b>    |
|                |                  | 2. Traffic                          | <b>35</b>    |
|                |                  | 3. Unruly Behavior                  | <b>28</b>    |
|                |                  | 4. Theft of Property                | <b>20</b>    |
|                | Other Race       | 1. Other                            | <b>45</b>    |
|                |                  | 2. Traffic                          | <b>21</b>    |
|                |                  | 3. Violation of Probation           | <b>12</b>    |
|                |                  | 4. Unruly Behavior                  | <b>9</b>     |
| <b>Female</b>  |                  |                                     |              |
|                | White            | 1. Traffic                          | <b>491</b>   |
|                |                  | 2. Other                            | <b>434</b>   |
|                |                  | 3. Unruly Behavior                  | <b>121</b>   |
|                |                  | 4. Violation of a Valid Court Order | <b>98</b>    |
|                | African American | 1. Other                            | <b>41</b>    |
|                |                  | 2. Traffic                          | <b>24</b>    |
|                |                  | 3. Custody                          | <b>14</b>    |
|                |                  | 4. Dependency / Neglect             | <b>13</b>    |
|                | Other Race       | 1. Other                            | <b>45</b>    |
|                |                  | 2. Dependency / Neglect             | <b>7</b>     |
|                |                  | 3. Violation of a Valid Court Order | <b>6</b>     |
|                |                  | 4. Visitation                       | <b>6</b>     |
| <b>Unknown</b> |                  |                                     |              |
|                | Unknown          | 1. Other                            | <b>46</b>    |
|                |                  | 2. Traffic                          | <b>27</b>    |
|                |                  | 3. Custody                          | <b>11</b>    |
|                |                  | 4. Visitation                       | <b>10</b>    |



**TENNESSEE COUNCIL OF JUVENILE AND FAMILY COURT JUDGES  
2008 WILLIAMSON COUNTY JUVENILE COURT STATISTICAL DATA**

**Top 4 Referral Reasons by Race and Sex and by Type of Offense for CY 2008**

| <b>Sex</b>             | <b>Race</b>                         | <b>Referral Type</b>   | <b>Referral Reason</b>               | <b>Total</b> |                           |           |
|------------------------|-------------------------------------|------------------------|--------------------------------------|--------------|---------------------------|-----------|
| Male                   | White                               | Delinquent             | 1. Traffic                           | <b>838</b>   |                           |           |
|                        |                                     |                        | 2. Violation of Probation            | <b>131</b>   |                           |           |
|                        |                                     |                        | 3. Possession/Consumption of Alcohol | <b>126</b>   |                           |           |
|                        |                                     |                        | 4. Theft of Property                 | <b>103</b>   |                           |           |
|                        |                                     | Status                 | 1. Unruly Behavior                   | <b>202</b>   |                           |           |
|                        |                                     |                        | 2. Violation of a Valid Court Order  | <b>132</b>   |                           |           |
|                        |                                     |                        | 3. Possession of Tobacco Products    | <b>118</b>   |                           |           |
|                        |                                     |                        | 4. Violation of Curfew               | <b>49</b>    |                           |           |
|                        |                                     | Dependency and Neglect | 1. Dependency / Neglect              | <b>60</b>    |                           |           |
|                        |                                     |                        | 2. Termination of Parental Rights    | <b>3</b>     |                           |           |
|                        |                                     | Special Proceedings    | 1. Custody                           | <b>36</b>    |                           |           |
|                        |                                     |                        | 2. Visitation                        | <b>34</b>    |                           |           |
|                        |                                     |                        | 3. Paternity / Legitimation          | <b>3</b>     |                           |           |
|                        |                                     |                        | 4. Child Support                     | <b>1</b>     |                           |           |
|                        |                                     | Other                  | 1. Other                             | <b>672</b>   |                           |           |
|                        |                                     |                        |                                      |              |                           |           |
| Male                   | African American                    | Delinquent             | 1. Traffic                           | <b>35</b>    |                           |           |
|                        |                                     |                        | 2. Theft of Property                 | <b>20</b>    |                           |           |
|                        |                                     |                        | 3. Violation of Probation            | <b>18</b>    |                           |           |
|                        |                                     |                        | 4. Assault                           | <b>7</b>     |                           |           |
|                        |                                     | Status                 | 1. Unruly Behavior                   | <b>28</b>    |                           |           |
|                        |                                     |                        | 2. Violation of a Valid Court Order  | <b>18</b>    |                           |           |
|                        |                                     |                        | 3. Truancy                           | <b>5</b>     |                           |           |
|                        |                                     |                        | 4. In-State Runaway                  | <b>4</b>     |                           |           |
|                        |                                     | Dependency and Neglect | 1. Dependency / Neglect              | <b>11</b>    |                           |           |
|                        |                                     |                        | 2. Termination of Parental Rights    | <b>7</b>     |                           |           |
|                        |                                     | Special Proceedings    | 1. Custody                           | <b>19</b>    |                           |           |
|                        |                                     |                        | 2. Visitation                        | <b>7</b>     |                           |           |
|                        |                                     | Other                  | 1. Other                             | <b>70</b>    |                           |           |
|                        |                                     |                        |                                      |              |                           |           |
|                        |                                     | Male                   | Other Race                           | Delinquent   | 1. Traffic                | <b>21</b> |
|                        |                                     |                        |                                      |              | 2. Violation of Probation | <b>12</b> |
| 3. Theft of Property   | <b>5</b>                            |                        |                                      |              |                           |           |
| 4. Vandalism           | <b>1</b>                            |                        |                                      |              |                           |           |
| Status                 | 1. Unruly Behavior                  |                        |                                      | <b>9</b>     |                           |           |
|                        | 2. Possession of Tobacco Products   |                        |                                      | <b>8</b>     |                           |           |
|                        | 3. Violation of a Valid Court Order |                        |                                      | <b>5</b>     |                           |           |
|                        | 4. Truancy                          |                        |                                      | <b>3</b>     |                           |           |
| Dependency and Neglect | 1. Dependency / Neglect             |                        |                                      | <b>5</b>     |                           |           |
|                        | Special Proceedings                 |                        |                                      | <b>5</b>     |                           |           |
| Special Proceedings    | 1. Visitation                       |                        |                                      | <b>5</b>     |                           |           |
|                        | 2. Custody                          |                        |                                      | <b>2</b>     |                           |           |
| Other                  | 1. Other                            |                        |                                      | <b>45</b>    |                           |           |
|                        |                                     |                        |                                      |              |                           |           |

**TENNESSEE COUNCIL OF JUVENILE AND FAMILY COURT JUDGES  
2008 WILLIAMSON COUNTY JUVENILE COURT STATISTICAL DATA**

**Top 4 Referral Reasons by Race and Sex and by Type of Offense for CY 2008**

| <b>Sex</b>                | <b>Race</b>                         | <b>Referral Type</b>   | <b>Referral Reason</b>               | <b>Total</b> |                       |    |
|---------------------------|-------------------------------------|------------------------|--------------------------------------|--------------|-----------------------|----|
| Female                    | White                               | Delinquent             | 1. Traffic                           | 491          |                       |    |
|                           |                                     |                        | 2. Theft of Property                 | 87           |                       |    |
|                           |                                     |                        | 3. Possession/Consumption of Alcohol | 75           |                       |    |
|                           |                                     |                        | 4. Violation of Probation            | 41           |                       |    |
|                           |                                     | Status                 | 1. Unruly Behavior                   | 121          |                       |    |
|                           |                                     |                        | 2. Violation of a Valid Court Order  | 98           |                       |    |
|                           |                                     |                        | 3. In-State Runaway                  | 50           |                       |    |
|                           |                                     |                        | 4. Truancy                           | 40           |                       |    |
|                           |                                     | Dependency and Neglect | 1. Dependency / Neglect              | 64           |                       |    |
|                           |                                     |                        | 2. Termination of Parental Rights    | 3            |                       |    |
|                           |                                     | Special Proceedings    | 1. Custody                           | 41           |                       |    |
|                           |                                     |                        | 2. Visitation                        | 28           |                       |    |
|                           |                                     |                        | 3. Paternity / Legitimation          | 1            |                       |    |
|                           |                                     | Other                  | 1. Other                             | 434          |                       |    |
|                           |                                     | Female                 | African American                     | Delinquent   | 1. Traffic            | 24 |
|                           |                                     |                        |                                      |              | 2. Theft of Property  | 10 |
| 3. Violation of Probation | 7                                   |                        |                                      |              |                       |    |
| 4. Aggravated Burglary    | 2                                   |                        |                                      |              |                       |    |
| Status                    | 1. Unruly Behavior                  |                        |                                      | 13           |                       |    |
|                           | 2. Violation of a Valid Court Order |                        |                                      | 9            |                       |    |
|                           | 3. In-State Runaway                 |                        |                                      | 7            |                       |    |
|                           | 4. Violation of Curfew              |                        |                                      | 7            |                       |    |
| Dependency and Neglect    | 1. Dependency / Neglect             |                        |                                      | 13           |                       |    |
|                           | 2. Termination of Parental Rights   |                        |                                      | 2            |                       |    |
| Special Proceedings       | 1. Custody                          |                        |                                      | 14           |                       |    |
|                           | 2. Visitation                       |                        |                                      | 5            |                       |    |
| Other                     | 1. Other                            |                        |                                      | 41           |                       |    |
| Female                    | Other Race                          |                        |                                      | Delinquent   | 1. Traffic            | 6  |
|                           |                                     |                        |                                      |              | 2. Assault            | 2  |
|                           |                                     |                        |                                      |              | 3. Disorderly Conduct | 1  |
|                           |                                     | 4. Theft of Property   | 1                                    |              |                       |    |
|                           |                                     | Status                 | 1. Violation of a Valid Court Order  | 6            |                       |    |
|                           |                                     |                        | 2. Unruly Behavior                   | 2            |                       |    |
|                           |                                     |                        | 3. In-State Runaway                  | 1            |                       |    |
|                           |                                     |                        | 4. Violation of Curfew               | 1            |                       |    |
|                           |                                     | Dependency and Neglect | 1. Dependency / Neglect              | 7            |                       |    |
|                           |                                     | Special Proceedings    | 1. Visitation                        | 6            |                       |    |
|                           |                                     |                        | 2. Custody                           | 1            |                       |    |
|                           |                                     | Other                  | 1. Other                             | 45           |                       |    |

**TENNESSEE COUNCIL OF JUVENILE AND FAMILY COURT JUDGES  
2008 WILLIAMSON COUNTY JUVENILE COURT STATISTICAL DATA**

**Top 4 Referral Reasons by Race and Sex and by Type of Offense for CY 2008**

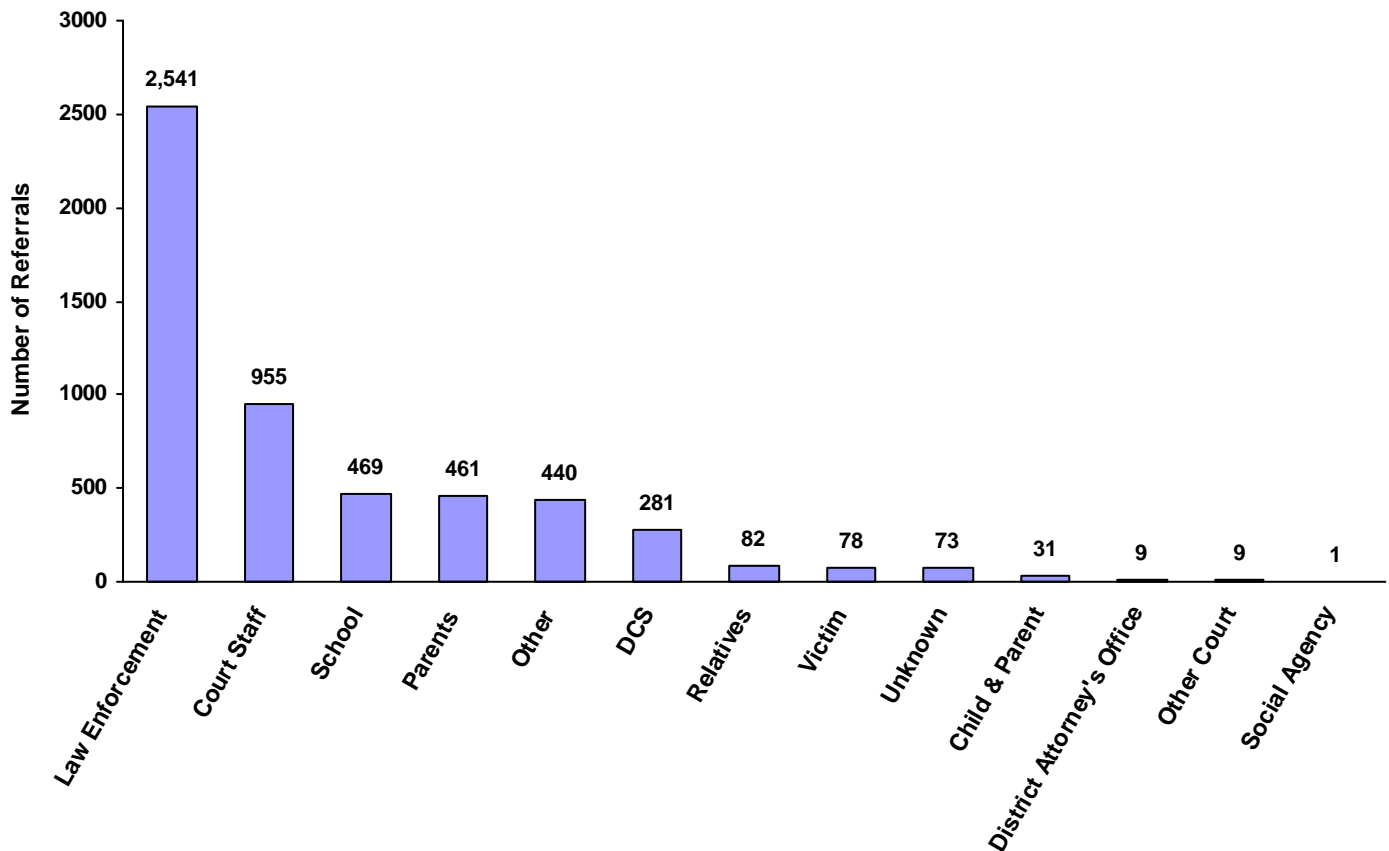
| <b>Sex</b> | <b>Race</b> | <b>Referral Type</b>        | <b>Referral Reason</b>            | <b>Total</b> |
|------------|-------------|-----------------------------|-----------------------------------|--------------|
| Unknown    | Unknown     | Delinquent                  | 1. Traffic                        | <b>27</b>    |
|            |             |                             | 2. Violation of Probation         | <b>3</b>     |
|            |             |                             | 3. Harassment                     | <b>2</b>     |
|            |             |                             | 4. Unauthorized Use of a Vehicle  | <b>2</b>     |
|            |             | Status                      | 1. Possession of Tobacco Products | <b>3</b>     |
|            |             |                             | 2. Truancy                        | <b>2</b>     |
|            |             |                             | 3. Unruly Behavior                | <b>2</b>     |
|            |             |                             | 4. Violation of Curfew            | <b>2</b>     |
|            |             | Dependency and Neglect      | 1. Dependency / Neglect           | <b>9</b>     |
|            |             |                             | Special Proceedings               | 1. Custody   |
|            |             | 2. Visitation               |                                   | <b>10</b>    |
|            |             | 3. Paternity / Legitimation |                                   | <b>1</b>     |
|            |             | Other                       | 1. Other                          | <b>46</b>    |

# TENNESSEE COUNCIL OF JUVENILE AND FAMILY COURT JUDGES 2008 WILLIAMSON COUNTY JUVENILE COURT STATISTICAL DATA

## Source of Referrals by Race and Sex for CY 2008

|                            | White Male   | African American Male | Other Race Male | White Female | African American Female | Other Race Female | Unknown Race or Sex | Total        | % of Total Referrals |
|----------------------------|--------------|-----------------------|-----------------|--------------|-------------------------|-------------------|---------------------|--------------|----------------------|
| Law Enforcement            | 1,510        | 101                   | 47              | 760          | 51                      | 14                | 58                  | 2,541        | 46.80%               |
| Parents                    | 210          | 39                    | 9               | 163          | 23                      | 7                 | 10                  | 461          | 8.49%                |
| Relatives                  | 32           | 5                     | 1               | 32           | 8                       | 2                 | 2                   | 82           | 1.51%                |
| Self                       | 0            | 0                     | 0               | 0            | 0                       | 0                 | 0                   | 0            | 0.00%                |
| School                     | 269          | 23                    | 8               | 146          | 9                       | 8                 | 6                   | 469          | 8.64%                |
| CSA                        | 0            | 0                     | 0               | 0            | 0                       | 0                 | 0                   | 0            | 0.00%                |
| DCS                        | 132          | 39                    | 7               | 68           | 22                      | 7                 | 6                   | 281          | 5.17%                |
| Other State Department     | 0            | 0                     | 0               | 0            | 0                       | 0                 | 0                   | 0            | 0.00%                |
| District Attorney's Office | 9            | 0                     | 0               | 0            | 0                       | 0                 | 0                   | 9            | 0.17%                |
| Court Staff                | 488          | 45                    | 32              | 341          | 27                      | 9                 | 13                  | 955          | 17.59%               |
| Social Agency              | 1            | 0                     | 0               | 0            | 0                       | 0                 | 0                   | 1            | 0.02%                |
| Other Court                | 5            | 0                     | 0               | 2            | 2                       | 0                 | 0                   | 9            | 0.17%                |
| Victim                     | 39           | 4                     | 0               | 31           | 2                       | 1                 | 1                   | 78           | 1.44%                |
| Child & Parent             | 20           | 0                     | 1               | 7            | 2                       | 0                 | 1                   | 31           | 0.57%                |
| Hospital                   | 0            | 0                     | 0               | 0            | 0                       | 0                 | 0                   | 0            | 0.00%                |
| Unknown                    | 35           | 6                     | 3               | 24           | 1                       | 1                 | 3                   | 73           | 1.34%                |
| Other                      | 184          | 21                    | 24              | 131          | 13                      | 33                | 34                  | 440          | 8.10%                |
| <b>Totals</b>              | <b>2,934</b> | <b>283</b>            | <b>132</b>      | <b>1,705</b> | <b>160</b>              | <b>82</b>         | <b>134</b>          | <b>5,430</b> |                      |

### Total Source of Referrals



**TENNESSEE COUNCIL OF JUVENILE AND FAMILY COURT JUDGES  
2008 WILLIAMSON COUNTY JUVENILE COURT STATISTICAL DATA**

**Six Most Frequent Referral Reasons by Source, Race and Sex for CY 2008**

|   | White Male | African American Male | Other Race Male | White Female | African American Female | Other Race Female | Unknown Race or Sex | Total |
|---|------------|-----------------------|-----------------|--------------|-------------------------|-------------------|---------------------|-------|
| <b><u>Law Enforcement</u></b>                   |            |                       |                 |              |                         |                   |                     |       |
| 1. Traffic                                      | 666        | 32                    | 16              | 403          | 23                      | 4                 | 24                  | 1,168 |
| 2. Other  | 243        | 18                    | 9               | 134          | 9                       | 4                 | 4                   | 421   |
| 3. Possession / Consumption of Alcohol          | 77         | 0                     | 0               | 41           | 0                       | 0                 | 2                   | 120   |
| 4. Unruly Behavior                              | 59         | 6                     | 4               | 28           | 2                       | 0                 | 0                   | 99    |
| 5. Possession of Tobacco Products               | 72         | 0                     | 3               | 15           | 0                       | 0                 | 3                   | 93    |
| 6. Theft of Property                            | 50         | 12                    | 1               | 22           | 5                       | 0                 | 0                   | 90    |
| <b><u>Parents</u></b>                           |            |                       |                 |              |                         |                   |                     |       |
| 1. Other  | 51         | 5                     | 2               | 41           | 11                      | 3                 | 6                   | 119   |
| 2. Unruly Behavior                              | 23         | 9                     | 0               | 23           | 3                       | 0                 | 0                   | 58    |
| 3. Traffic                                      | 33         | 1                     | 1               | 20           | 1                       | 0                 | 0                   | 56    |
| 4. Violation of a Valid Court Order             | 20         | 3                     | 2               | 20           | 2                       | 1                 | 0                   | 48    |
| 5. Custody                                      | 9          | 5                     | 1               | 12           | 1                       | 1                 | 3                   | 32    |
| 6. Dependency / Neglect                         | 4          | 3                     | 0               | 9            | 3                       | 0                 | 1                   | 20    |
| <b><u>Relatives</u></b>                         |            |                       |                 |              |                         |                   |                     |       |
| 1. Dependency / Neglect                         | 6          | 0                     | 1               | 7            | 1                       | 1                 | 0                   | 16    |
| 2. Other  | 6          | 0                     | 0               | 4            | 2                       | 0                 | 2                   | 14    |
| 3. Traffic                                      | 5          | 1                     | 0               | 4            | 0                       | 1                 | 0                   | 11    |
| 4. Custody                                      | 2          | 2                     | 0               | 3            | 2                       | 0                 | 0                   | 9     |
| 5. Unruly Behavior                              | 3          | 1                     | 0               | 2            | 0                       | 0                 | 0                   | 6     |
| 6. In-State Runaway                             | 1          | 1                     | 0               | 2            | 1                       | 0                 | 0                   | 5     |
| <b><u>Self</u></b>                              |            |                       |                 |              |                         |                   |                     |       |
| 1. NO REFERRAL SUBMITTED                        | 0          | 0                     | 0               | 0            | 0                       | 0                 | 0                   | 0     |
| <b><u>School</u></b>                            |            |                       |                 |              |                         |                   |                     |       |
| 1. Other  | 67         | 5                     | 1               | 39           | 1                       | 1                 | 1                   | 115   |
| 2. Traffic                                      | 42         | 1                     | 1               | 23           | 0                       | 1                 | 1                   | 69    |
| 3. Violation of a Valid Court Order             | 24         | 6                     | 1               | 19           | 2                       | 1                 | 0                   | 53    |
| 4. Unruly Behavior                              | 31         | 2                     | 1               | 14           | 2                       | 0                 | 0                   | 50    |
| 5. Possession of Tobacco Products               | 17         | 0                     | 2               | 4            | 0                       | 0                 | 0                   | 23    |
| 6. Theft of Property                            | 8          | 1                     | 0               | 12           | 1                       | 0                 | 1                   | 23    |
| <b><u>Community Service Agencies</u></b>        |            |                       |                 |              |                         |                   |                     |       |
| 1. NO REFERRAL SUBMITTED                        | 0          | 0                     | 0               | 0            | 0                       | 0                 | 0                   | 0     |
| <b><u>Department of Children's Services</u></b> |            |                       |                 |              |                         |                   |                     |       |
| 1. Other  | 53         | 21                    | 4               | 28           | 8                       | 5                 | 1                   | 120   |
| 2. Dependency / Neglect                         | 13         | 3                     | 0               | 9            | 3                       | 1                 | 1                   | 30    |
| 3. Unruly Behavior                              | 8          | 2                     | 1               | 3            | 2                       | 0                 | 0                   | 16    |
| 4. Traffic                                      | 12         | 0                     | 0               | 3            | 0                       | 0                 | 0                   | 15    |
| 5. Violation of a Valid Court Order             | 8          | 1                     | 0               | 3            | 1                       | 0                 | 0                   | 13    |
| 6. Custody                                      | 3          | 2                     | 0               | 3            | 2                       | 0                 | 2                   | 12    |
| <b><u>Other State Department</u></b>            |            |                       |                 |              |                         |                   |                     |       |
| 1. NO REFERRAL SUBMITTED                        | 0          | 0                     | 0               | 0            | 0                       | 0                 | 0                   | 0     |

**TENNESSEE COUNCIL OF JUVENILE AND FAMILY COURT JUDGES  
2008 WILLIAMSON COUNTY JUVENILE COURT STATISTICAL DATA**

**Six Most Frequent Referral Reasons by Source, Race and Sex for CY 2008**

|  | White Male | African American Male | Other Race Male | White Female | African American Female | Other Race Female | Unknown Race or Sex | Total |
|--|------------|-----------------------|-----------------|--------------|-------------------------|-------------------|---------------------|-------|
| <b><u>District Attorney's Office</u></b> |            |                       |                 |              |                         |                   |                     |       |
| 1. Aggravated Burglary                   | 2          | 0                     | 0               | 0            | 0                       | 0                 | 0                   | 2     |
| 2. Aggravated Robbery                    | 2          | 0                     | 0               | 0            | 0                       | 0                 | 0                   | 2     |
| 3. Attempt to Commit a Crime Against Per | 2          | 0                     | 0               | 0            | 0                       | 0                 | 0                   | 2     |
| 4. Arson                                 | 1          | 0                     | 0               | 0            | 0                       | 0                 | 0                   | 1     |
| 5. Assault                               | 1          | 0                     | 0               | 0            | 0                       | 0                 | 0                   | 1     |
| 6. Other                                 | 1          | 0                     | 0               | 0            | 0                       | 0                 | 0                   | 1     |
| <b><u>Court Staff</u></b>                |            |                       |                 |              |                         |                   |                     |       |
| 1. Other                                 | 155        | 11                    | 8               | 104          | 6                       | 1                 | 3                   | 288   |
| 2. Unruly Behavior                       | 62         | 7                     | 2               | 38           | 1                       | 2                 | 1                   | 113   |
| 3. Theft of Property                     | 31         | 4                     | 4               | 40           | 2                       | 0                 | 0                   | 81    |
| 4. Violation of a Valid Court Order      | 28         | 5                     | 1               | 32           | 4                       | 2                 | 0                   | 72    |
| 5. Violation of Probation                | 32         | 5                     | 7               | 15           | 3                       | 0                 | 2                   | 64    |
| 6. Traffic                               | 35         | 0                     | 2               | 16           | 0                       | 0                 | 1                   | 54    |
| <b><u>Social Agency</u></b>              |            |                       |                 |              |                         |                   |                     |       |
| 1. Unruly Behavior                       | 1          | 0                     | 0               | 0            | 0                       | 0                 | 0                   | 1     |
| 2. NO REFERRAL SUBMITTED                 | 0          | 0                     | 0               | 0            | 0                       | 0                 | 0                   | 0     |
| <b><u>Other Court</u></b>                |            |                       |                 |              |                         |                   |                     |       |
| 1. Unruly Behavior                       | 1          | 0                     | 0               | 0            | 2                       | 0                 | 0                   | 3     |
| 2. Dependency / Neglect                  | 0          | 0                     | 0               | 1            | 0                       | 0                 | 0                   | 1     |
| 3. Other                                 | 0          | 0                     | 0               | 1            | 0                       | 0                 | 0                   | 1     |
| 4. Other Drug Offenses                   | 1          | 0                     | 0               | 0            | 0                       | 0                 | 0                   | 1     |
| 5. Possession / Consumption of Alcohol   | 1          | 0                     | 0               | 0            | 0                       | 0                 | 0                   | 1     |
| 6. Possession of Tobacco Products        | 1          | 0                     | 0               | 0            | 0                       | 0                 | 0                   | 1     |
| <b><u>Victim</u></b>                     |            |                       |                 |              |                         |                   |                     |       |
| 1. Other                                 | 11         | 1                     | 0               | 12           | 1                       | 1                 | 0                   | 26    |
| 2. Traffic                               | 12         | 0                     | 0               | 7            | 0                       | 0                 | 0                   | 19    |
| 3. Violation of a Valid Court Order      | 2          | 0                     | 0               | 2            | 0                       | 0                 | 0                   | 4     |
| 4. Dependency / Neglect                  | 0          | 1                     | 0               | 2            | 0                       | 0                 | 0                   | 3     |
| 5. Disorderly Conduct                    | 3          | 0                     | 0               | 0            | 0                       | 0                 | 0                   | 3     |
| 6. Possession of Controlled Substances   | 2          | 0                     | 0               | 1            | 0                       | 0                 | 0                   | 3     |
| <b><u>Child &amp; Parent</u></b>         |            |                       |                 |              |                         |                   |                     |       |
| 1. Other                                 | 3          | 0                     | 1               | 4            | 0                       | 0                 | 1                   | 9     |
| 2. Traffic                               | 4          | 0                     | 0               | 1            | 0                       | 0                 | 0                   | 5     |
| 3. Possession / Consumption of Alcohol   | 2          | 0                     | 0               | 1            | 0                       | 0                 | 0                   | 3     |
| 4. Possession of Tobacco Products        | 2          | 0                     | 0               | 0            | 0                       | 0                 | 0                   | 2     |
| 5. Violation of Probation                | 1          | 0                     | 0               | 1            | 0                       | 0                 | 0                   | 2     |
| 6. Visitation                            | 1          | 0                     | 0               | 0            | 1                       | 0                 | 0                   | 2     |
| <b><u>Hospital</u></b>                   |            |                       |                 |              |                         |                   |                     |       |
| 1. NO REFERRAL SUBMITTED                 | 0          | 0                     | 0               | 0            | 0                       | 0                 | 0                   | 0     |

**TENNESSEE COUNCIL OF JUVENILE AND FAMILY COURT JUDGES  
2008 WILLIAMSON COUNTY JUVENILE COURT STATISTICAL DATA**

**Six Most Frequent Referral Reasons by Source, Race and Sex for CY 2008**

|  | White<br>Male | African<br>American<br>Male | Other<br>Race<br>Male | White<br>Female | African<br>American<br>Female | Other<br>Race<br>Female | Unknown<br>Race or<br>Sex | Total      |
|--|---------------|-----------------------------|-----------------------|-----------------|-------------------------------|-------------------------|---------------------------|------------|
| <b><u>Unknown</u></b>                  |               |                             |                       |                 |                               |                         |                           |            |
| 1. Unruly Behavior                     | 10            | 0                           | 1                     | 6               | 1                             | 0                       | 0                         | <b>18</b>  |
| 2. Other                               | 7             | 2                           | 0                     | 5               | 0                             | 1                       | 2                         | <b>17</b>  |
| 3. Traffic                             | 4             | 0                           | 1                     | 3               | 0                             | 0                       | 0                         | <b>8</b>   |
| 4. Violation of a Valid Court Order    | 2             | 0                           | 0                     | 6               | 0                             | 0                       | 0                         | <b>8</b>   |
| 5. Violation of Probation              | 3             | 0                           | 1                     | 0               | 0                             | 0                       | 0                         | <b>4</b>   |
| 6. Possession / Consumption of Alcohol | 2             | 0                           | 0                     | 1               | 0                             | 0                       | 0                         | <b>3</b>   |
| <b><u>Other</u></b>                    |               |                             |                       |                 |                               |                         |                           |            |
| 1. Other                               | 75            | 7                           | 20                    | 62              | 3                             | 29                      | 26                        | <b>222</b> |
| 2. Traffic                             | 25            | 0                           | 0                     | 11              | 0                             | 0                       | 1                         | <b>37</b>  |
| 3. Visitation                          | 9             | 3                           | 2                     | 12              | 1                             | 3                       | 2                         | <b>32</b>  |
| 4. Dependency / Neglect                | 10            | 0                           | 2                     | 9               | 3                             | 1                       | 1                         | <b>26</b>  |
| 5. Custody                             | 7             | 4                           | 0                     | 5               | 6                             | 0                       | 3                         | <b>25</b>  |
| 6. Violation of a Valid Court Order    | 9             | 1                           | 0                     | 6               | 0                             | 0                       | 0                         | <b>16</b>  |

**TENNESSEE COUNCIL OF JUVENILE AND FAMILY COURT JUDGES  
2008 WILLIAMSON COUNTY JUVENILE COURT STATISTICAL DATA**

**Source of Referrals by Type of Offense, Race and Sex for CY 2008**

|                            | White Male   | African American Male | Other Race Male | White Female | African American Female | Other Race Female | Unknown Race or Sex | Total        |
|----------------------------|--------------|-----------------------|-----------------|--------------|-------------------------|-------------------|---------------------|--------------|
| <b><u>Delinquent</u></b>   |              |                       |                 |              |                         |                   |                     |              |
| Law Enforcement            | 1,008        | 71                    | 25              | 509          | 33                      | 5                 | 35                  | 1,686        |
| Court Staff                | 196          | 16                    | 13              | 121          | 7                       | 2                 | 6                   | 361          |
| School                     | 105          | 6                     | 2               | 45           | 3                       | 2                 | 2                   | 165          |
| Parents                    | 84           | 7                     | 3               | 35           | 3                       | 1                 | 0                   | 133          |
| Other                      | 58           | 3                     | 0               | 25           | 0                       | 0                 | 1                   | 87           |
| DCS                        | 34           | 8                     | 0               | 11           | 0                       | 1                 | 2                   | 56           |
| Victim                     | 24           | 1                     | 0               | 14           | 0                       | 0                 | 1                   | 40           |
| Unknown                    | 14           | 1                     | 2               | 6            | 0                       | 0                 | 1                   | 24           |
| Relatives                  | 9            | 1                     | 0               | 6            | 1                       | 1                 | 0                   | 18           |
| Child & Parent             | 11           | 0                     | 0               | 3            | 0                       | 0                 | 0                   | 14           |
| District Attorney's Office | 8            | 0                     | 0               | 0            | 0                       | 0                 | 0                   | 8            |
| Other Court                | 3            | 0                     | 0               | 0            | 0                       | 0                 | 0                   | 3            |
| CSA                        | 0            | 0                     | 0               | 0            | 0                       | 0                 | 0                   | 0            |
| Hospital                   | 0            | 0                     | 0               | 0            | 0                       | 0                 | 0                   | 0            |
| Other State Department     | 0            | 0                     | 0               | 0            | 0                       | 0                 | 0                   | 0            |
| Self                       | 0            | 0                     | 0               | 0            | 0                       | 0                 | 0                   | 0            |
| Social Agency              | 0            | 0                     | 0               | 0            | 0                       | 0                 | 0                   | 0            |
| <b>Totals</b>              | <b>1,554</b> | <b>114</b>            | <b>45</b>       | <b>775</b>   | <b>47</b>               | <b>12</b>         | <b>48</b>           | <b>2,595</b> |

|                             |            |           |           |            |           |           |          |              |
|-----------------------------|------------|-----------|-----------|------------|-----------|-----------|----------|--------------|
| <b><u>Status/Unruly</u></b> |            |           |           |            |           |           |          |              |
| Law Enforcement             | 230        | 8         | 12        | 86         | 6         | 3         | 6        | 351          |
| Court Staff                 | 127        | 16        | 7         | 104        | 11        | 5         | 1        | 271          |
| School                      | 81         | 8         | 5         | 51         | 5         | 1         | 1        | 152          |
| Parents                     | 56         | 14        | 2         | 63         | 5         | 2         | 0        | 142          |
| DCS                         | 23         | 3         | 3         | 13         | 5         | 0         | 0        | 47           |
| Other                       | 22         | 2         | 0         | 17         | 0         | 0         | 1        | 42           |
| Unknown                     | 14         | 1         | 1         | 13         | 1         | 0         | 0        | 30           |
| Relatives                   | 7          | 2         | 0         | 10         | 2         | 0         | 0        | 21           |
| Victim                      | 4          | 1         | 0         | 2          | 1         | 0         | 0        | 8            |
| Child & Parent              | 4          | 0         | 0         | 0          | 0         | 0         | 0        | 4            |
| Other Court                 | 2          | 0         | 0         | 0          | 2         | 0         | 0        | 4            |
| Social Agency               | 1          | 0         | 0         | 0          | 0         | 0         | 0        | 1            |
| CSA                         | 0          | 0         | 0         | 0          | 0         | 0         | 0        | 0            |
| District Attorney's Office  | 0          | 0         | 0         | 0          | 0         | 0         | 0        | 0            |
| Hospital                    | 0          | 0         | 0         | 0          | 0         | 0         | 0        | 0            |
| Other State Department      | 0          | 0         | 0         | 0          | 0         | 0         | 0        | 0            |
| Self                        | 0          | 0         | 0         | 0          | 0         | 0         | 0        | 0            |
| <b>Totals</b>               | <b>571</b> | <b>55</b> | <b>30</b> | <b>359</b> | <b>38</b> | <b>11</b> | <b>9</b> | <b>1,073</b> |



**TENNESSEE COUNCIL OF JUVENILE AND FAMILY COURT JUDGES  
2008 WILLIAMSON COUNTY JUVENILE COURT STATISTICAL DATA**

**Source of Referrals by Type of Offense, Race and Sex for CY 2008**

|                                      | White Male | African American Male | Other Race Male | White Female | African American Female | Other Race Female | Unknown Race or Sex | Total      |
|--------------------------------------|------------|-----------------------|-----------------|--------------|-------------------------|-------------------|---------------------|------------|
| <b><u>Dependency and Neglect</u></b> |            |                       |                 |              |                         |                   |                     |            |
| Law Enforcement                      | 15         | 1                     | 0               | 14           | 3                       | 0                 | 6                   | 39         |
| DCS                                  | 16         | 4                     | 0               | 10           | 5                       | 1                 | 1                   | 37         |
| Other                                | 10         | 2                     | 2               | 10           | 3                       | 1                 | 1                   | 29         |
| Parents                              | 4          | 7                     | 0               | 10           | 3                       | 0                 | 1                   | 25         |
| Court Staff                          | 5          | 2                     | 2               | 8            | 0                       | 1                 | 0                   | 18         |
| Relatives                            | 6          | 0                     | 1               | 7            | 1                       | 1                 | 0                   | 16         |
| School                               | 6          | 1                     | 0               | 5            | 0                       | 3                 | 0                   | 15         |
| Victim                               | 0          | 1                     | 0               | 2            | 0                       | 0                 | 0                   | 3          |
| Child & Parent                       | 1          | 0                     | 0               | 0            | 0                       | 0                 | 0                   | 1          |
| Other Court                          | 0          | 0                     | 0               | 1            | 0                       | 0                 | 0                   | 1          |
| CSA                                  | 0          | 0                     | 0               | 0            | 0                       | 0                 | 0                   | 0          |
| District Attorney's Office           | 0          | 0                     | 0               | 0            | 0                       | 0                 | 0                   | 0          |
| Hospital                             | 0          | 0                     | 0               | 0            | 0                       | 0                 | 0                   | 0          |
| Other State Department               | 0          | 0                     | 0               | 0            | 0                       | 0                 | 0                   | 0          |
| Self                                 | 0          | 0                     | 0               | 0            | 0                       | 0                 | 0                   | 0          |
| Social Agency                        | 0          | 0                     | 0               | 0            | 0                       | 0                 | 0                   | 0          |
| Unknown                              | 0          | 0                     | 0               | 0            | 0                       | 0                 | 0                   | 0          |
| <b>Totals</b>                        | <b>63</b>  | <b>18</b>             | <b>5</b>        | <b>67</b>    | <b>15</b>               | <b>7</b>          | <b>9</b>            | <b>184</b> |

|                                |          |          |          |          |          |          |          |          |
|--------------------------------|----------|----------|----------|----------|----------|----------|----------|----------|
| <b><u>Other Violations</u></b> |          |          |          |          |          |          |          |          |
| Child & Parent                 | 0        | 0        | 0        | 0        | 0        | 0        | 0        | 0        |
| Court Staff                    | 0        | 0        | 0        | 0        | 0        | 0        | 0        | 0        |
| CSA                            | 0        | 0        | 0        | 0        | 0        | 0        | 0        | 0        |
| DCS                            | 0        | 0        | 0        | 0        | 0        | 0        | 0        | 0        |
| District Attorney's Office     | 0        | 0        | 0        | 0        | 0        | 0        | 0        | 0        |
| Hospital                       | 0        | 0        | 0        | 0        | 0        | 0        | 0        | 0        |
| Law Enforcement                | 0        | 0        | 0        | 0        | 0        | 0        | 0        | 0        |
| Other                          | 0        | 0        | 0        | 0        | 0        | 0        | 0        | 0        |
| Other Court                    | 0        | 0        | 0        | 0        | 0        | 0        | 0        | 0        |
| Other State Department         | 0        | 0        | 0        | 0        | 0        | 0        | 0        | 0        |
| Parents                        | 0        | 0        | 0        | 0        | 0        | 0        | 0        | 0        |
| Relatives                      | 0        | 0        | 0        | 0        | 0        | 0        | 0        | 0        |
| School                         | 0        | 0        | 0        | 0        | 0        | 0        | 0        | 0        |
| Self                           | 0        | 0        | 0        | 0        | 0        | 0        | 0        | 0        |
| Social Agency                  | 0        | 0        | 0        | 0        | 0        | 0        | 0        | 0        |
| Unknown                        | 0        | 0        | 0        | 0        | 0        | 0        | 0        | 0        |
| Victim                         | 0        | 0        | 0        | 0        | 0        | 0        | 0        | 0        |
| <b>Totals</b>                  | <b>0</b> | <b>0</b> | <b>0</b> | <b>0</b> | <b>0</b> | <b>0</b> | <b>0</b> | <b>0</b> |

**TENNESSEE COUNCIL OF JUVENILE AND FAMILY COURT JUDGES  
2008 WILLIAMSON COUNTY JUVENILE COURT STATISTICAL DATA**

**Source of Referrals by Type of Offense, Race and Sex for CY 2008**

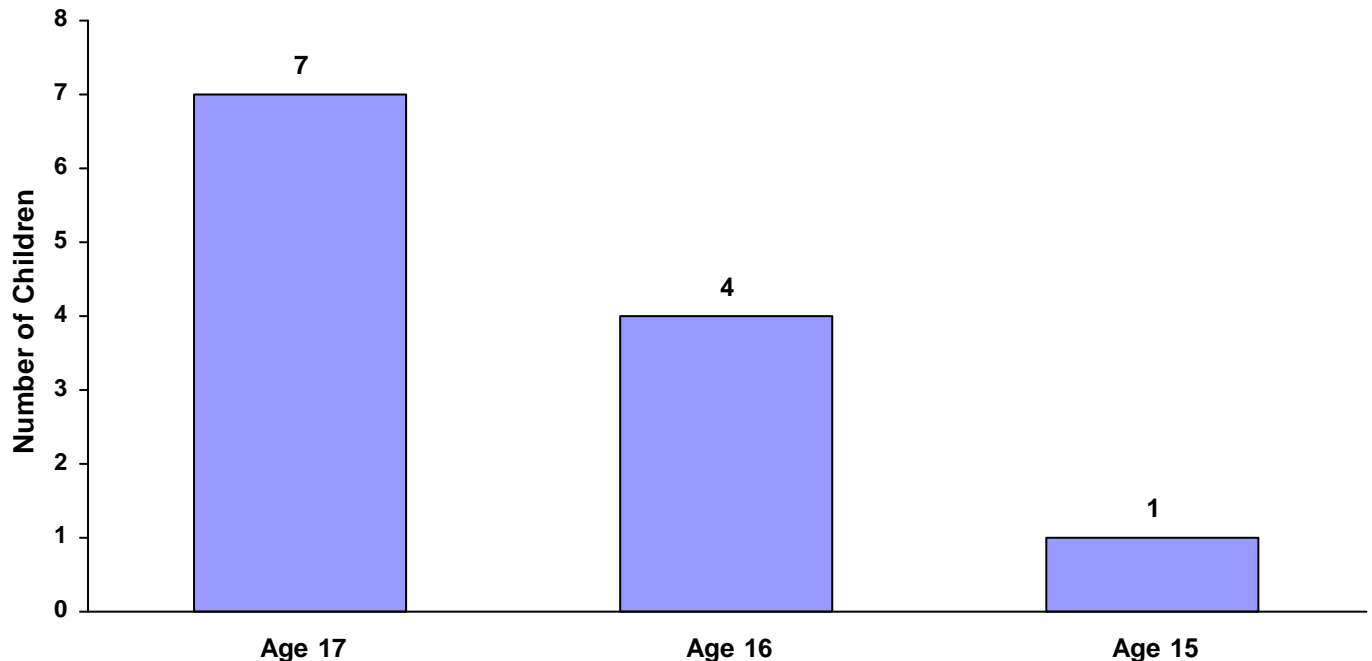
|                                   | White Male   | African American Male | Other Race Male | White Female | African American Female | Other Race Female | Unknown Race or Sex | Total        |
|-----------------------------------|--------------|-----------------------|-----------------|--------------|-------------------------|-------------------|---------------------|--------------|
| <b><u>Special Proceedings</u></b> |              |                       |                 |              |                         |                   |                     |              |
| Other                             | 19           | 7                     | 2               | 17           | 7                       | 3                 | 5                   | 60           |
| Law Enforcement                   | 14           | 3                     | 1               | 17           | 0                       | 2                 | 7                   | 44           |
| Parents                           | 15           | 6                     | 2               | 14           | 1                       | 1                 | 3                   | 42           |
| School                            | 10           | 3                     | 0               | 6            | 0                       | 1                 | 2                   | 22           |
| DCS                               | 6            | 3                     | 0               | 6            | 4                       | 0                 | 2                   | 21           |
| Court Staff                       | 5            | 0                     | 2               | 4            | 3                       | 0                 | 3                   | 17           |
| Relatives                         | 4            | 2                     | 0               | 5            | 2                       | 0                 | 0                   | 13           |
| Child & Parent                    | 1            | 0                     | 0               | 0            | 2                       | 0                 | 0                   | 3            |
| Unknown                           | 0            | 2                     | 0               | 0            | 0                       | 0                 | 0                   | 2            |
| Victim                            | 0            | 0                     | 0               | 1            | 0                       | 0                 | 0                   | 1            |
| CSA                               | 0            | 0                     | 0               | 0            | 0                       | 0                 | 0                   | 0            |
| District Attorney's Office        | 0            | 0                     | 0               | 0            | 0                       | 0                 | 0                   | 0            |
| Hospital                          | 0            | 0                     | 0               | 0            | 0                       | 0                 | 0                   | 0            |
| Other Court                       | 0            | 0                     | 0               | 0            | 0                       | 0                 | 0                   | 0            |
| Other State Department            | 0            | 0                     | 0               | 0            | 0                       | 0                 | 0                   | 0            |
| Self                              | 0            | 0                     | 0               | 0            | 0                       | 0                 | 0                   | 0            |
| Social Agency                     | 0            | 0                     | 0               | 0            | 0                       | 0                 | 0                   | 0            |
| <b>Totals</b>                     | <b>74</b>    | <b>26</b>             | <b>7</b>        | <b>70</b>    | <b>19</b>               | <b>7</b>          | <b>22</b>           | <b>225</b>   |
| <b><u>Other</u></b>               |              |                       |                 |              |                         |                   |                     |              |
| Law Enforcement                   | 243          | 18                    | 9               | 134          | 9                       | 4                 | 4                   | 421          |
| Court Staff                       | 155          | 11                    | 8               | 104          | 6                       | 1                 | 3                   | 288          |
| Other                             | 75           | 7                     | 20              | 62           | 3                       | 29                | 26                  | 222          |
| DCS                               | 53           | 21                    | 4               | 28           | 8                       | 5                 | 1                   | 120          |
| Parents                           | 51           | 5                     | 2               | 41           | 11                      | 3                 | 6                   | 119          |
| School                            | 67           | 5                     | 1               | 39           | 1                       | 1                 | 1                   | 115          |
| Victim                            | 11           | 1                     | 0               | 12           | 1                       | 1                 | 0                   | 26           |
| Unknown                           | 7            | 2                     | 0               | 5            | 0                       | 1                 | 2                   | 17           |
| Relatives                         | 6            | 0                     | 0               | 4            | 2                       | 0                 | 2                   | 14           |
| Child & Parent                    | 3            | 0                     | 1               | 4            | 0                       | 0                 | 1                   | 9            |
| District Attorney's Office        | 1            | 0                     | 0               | 0            | 0                       | 0                 | 0                   | 1            |
| Other Court                       | 0            | 0                     | 0               | 1            | 0                       | 0                 | 0                   | 1            |
| CSA                               | 0            | 0                     | 0               | 0            | 0                       | 0                 | 0                   | 0            |
| Hospital                          | 0            | 0                     | 0               | 0            | 0                       | 0                 | 0                   | 0            |
| Other State Department            | 0            | 0                     | 0               | 0            | 0                       | 0                 | 0                   | 0            |
| Self                              | 0            | 0                     | 0               | 0            | 0                       | 0                 | 0                   | 0            |
| Social Agency                     | 0            | 0                     | 0               | 0            | 0                       | 0                 | 0                   | 0            |
| <b>Totals</b>                     | <b>672</b>   | <b>70</b>             | <b>45</b>       | <b>434</b>   | <b>41</b>               | <b>45</b>         | <b>46</b>           | <b>1,353</b> |
| <b>All Referral Source Totals</b> | <b>2,934</b> | <b>283</b>            | <b>132</b>      | <b>1,705</b> | <b>160</b>              | <b>82</b>         | <b>134</b>          | <b>5,430</b> |

**TENNESSEE COUNCIL OF JUVENILE AND FAMILY COURT JUDGES  
2008 WILLIAMSON COUNTY JUVENILE COURT STATISTICAL DATA**

**Children Referred for Unlawful Carrying/Possession of a Weapon for CY 2008  
Total Children = 2,399**

|                 | White Male | African American Male | Other Race Male | White Female | African American Female | Other Race Female | Unknown Race or Sex | Total     | % of All Children Referred |
|-----------------|------------|-----------------------|-----------------|--------------|-------------------------|-------------------|---------------------|-----------|----------------------------|
| Age Under 1     | 0          | 0                     | 0               | 0            | 0                       | 0                 | 0                   | 0         | 0.00%                      |
| Age 1           | 0          | 0                     | 0               | 0            | 0                       | 0                 | 0                   | 0         | 0.00%                      |
| Age 2           | 0          | 0                     | 0               | 0            | 0                       | 0                 | 0                   | 0         | 0.00%                      |
| Age 3           | 0          | 0                     | 0               | 0            | 0                       | 0                 | 0                   | 0         | 0.00%                      |
| Age 4           | 0          | 0                     | 0               | 0            | 0                       | 0                 | 0                   | 0         | 0.00%                      |
| Age 5           | 0          | 0                     | 0               | 0            | 0                       | 0                 | 0                   | 0         | 0.00%                      |
| Age 6           | 0          | 0                     | 0               | 0            | 0                       | 0                 | 0                   | 0         | 0.00%                      |
| Age 7           | 0          | 0                     | 0               | 0            | 0                       | 0                 | 0                   | 0         | 0.00%                      |
| Age 8           | 0          | 0                     | 0               | 0            | 0                       | 0                 | 0                   | 0         | 0.00%                      |
| Age 9           | 0          | 0                     | 0               | 0            | 0                       | 0                 | 0                   | 0         | 0.00%                      |
| Age 10          | 0          | 0                     | 0               | 0            | 0                       | 0                 | 0                   | 0         | 0.00%                      |
| Age 11          | 0          | 0                     | 0               | 0            | 0                       | 0                 | 0                   | 0         | 0.00%                      |
| Age 12          | 0          | 0                     | 0               | 0            | 0                       | 0                 | 0                   | 0         | 0.00%                      |
| Age 13          | 0          | 0                     | 0               | 0            | 0                       | 0                 | 0                   | 0         | 0.00%                      |
| Age 14          | 0          | 0                     | 0               | 0            | 0                       | 0                 | 0                   | 0         | 0.00%                      |
| Age 15          | 1          | 0                     | 0               | 0            | 0                       | 0                 | 0                   | 1         | 0.04%                      |
| Age 16          | 4          | 0                     | 0               | 0            | 0                       | 0                 | 0                   | 4         | 0.17%                      |
| Age 17          | 7          | 0                     | 0               | 0            | 0                       | 0                 | 0                   | 7         | 0.29%                      |
| Age 18          | 0          | 0                     | 0               | 0            | 0                       | 0                 | 0                   | 0         | 0.00%                      |
| Age 19 and Over | 0          | 0                     | 0               | 0            | 0                       | 0                 | 0                   | 0         | 0.00%                      |
| <b>Totals</b>   | <b>12</b>  | <b>0</b>              | <b>0</b>        | <b>0</b>     | <b>0</b>                | <b>0</b>          | <b>0</b>            | <b>12</b> |                            |

**Total Children Referred for Unlawfully Carrying/Possessing Weapons**



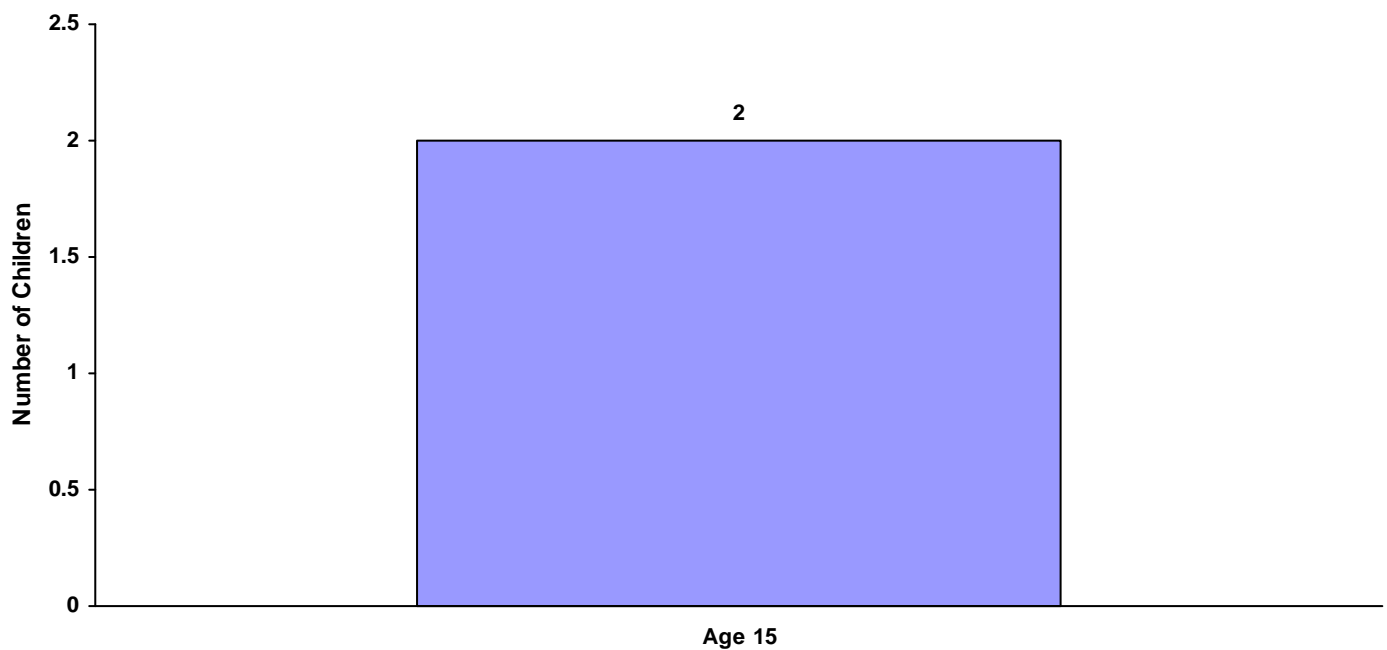
**TENNESSEE COUNCIL OF JUVENILE AND FAMILY COURT JUDGES  
2008 WILLIAMSON COUNTY JUVENILE COURT STATISTICAL DATA**

**Children Referred for Carrying Weapons on School Property for CY 2008**

**Total Children = 2,399**

|                 | White Male | African American Male | Other Race Male | White Female | African American Female | Other Race Female | Unknown Race or Sex | Total    | % of Children Referred |
|-----------------|------------|-----------------------|-----------------|--------------|-------------------------|-------------------|---------------------|----------|------------------------|
| Age Under 1     | 0          | 0                     | 0               | 0            | 0                       | 0                 | 0                   | 0        | 0.00%                  |
| Age 1           | 0          | 0                     | 0               | 0            | 0                       | 0                 | 0                   | 0        | 0.00%                  |
| Age 2           | 0          | 0                     | 0               | 0            | 0                       | 0                 | 0                   | 0        | 0.00%                  |
| Age 3           | 0          | 0                     | 0               | 0            | 0                       | 0                 | 0                   | 0        | 0.00%                  |
| Age 4           | 0          | 0                     | 0               | 0            | 0                       | 0                 | 0                   | 0        | 0.00%                  |
| Age 5           | 0          | 0                     | 0               | 0            | 0                       | 0                 | 0                   | 0        | 0.00%                  |
| Age 6           | 0          | 0                     | 0               | 0            | 0                       | 0                 | 0                   | 0        | 0.00%                  |
| Age 7           | 0          | 0                     | 0               | 0            | 0                       | 0                 | 0                   | 0        | 0.00%                  |
| Age 8           | 0          | 0                     | 0               | 0            | 0                       | 0                 | 0                   | 0        | 0.00%                  |
| Age 9           | 0          | 0                     | 0               | 0            | 0                       | 0                 | 0                   | 0        | 0.00%                  |
| Age 10          | 0          | 0                     | 0               | 0            | 0                       | 0                 | 0                   | 0        | 0.00%                  |
| Age 11          | 0          | 0                     | 0               | 0            | 0                       | 0                 | 0                   | 0        | 0.00%                  |
| Age 12          | 0          | 0                     | 0               | 0            | 0                       | 0                 | 0                   | 0        | 0.00%                  |
| Age 13          | 0          | 0                     | 0               | 0            | 0                       | 0                 | 0                   | 0        | 0.00%                  |
| Age 14          | 0          | 0                     | 0               | 0            | 0                       | 0                 | 0                   | 0        | 0.00%                  |
| Age 15          | 0          | 1                     | 0               | 0            | 0                       | 0                 | 1                   | 2        | 0.08%                  |
| Age 16          | 0          | 0                     | 0               | 0            | 0                       | 0                 | 0                   | 0        | 0.00%                  |
| Age 17          | 0          | 0                     | 0               | 0            | 0                       | 0                 | 0                   | 0        | 0.00%                  |
| Age 18          | 0          | 0                     | 0               | 0            | 0                       | 0                 | 0                   | 0        | 0.00%                  |
| Age 19 and Over | 0          | 0                     | 0               | 0            | 0                       | 0                 | 0                   | 0        | 0.00%                  |
| <b>Totals</b>   | <b>0</b>   | <b>1</b>              | <b>0</b>        | <b>0</b>     | <b>0</b>                | <b>0</b>          | <b>1</b>            | <b>2</b> |                        |

**Total Children Referred for Carrying Weapons on School Property**

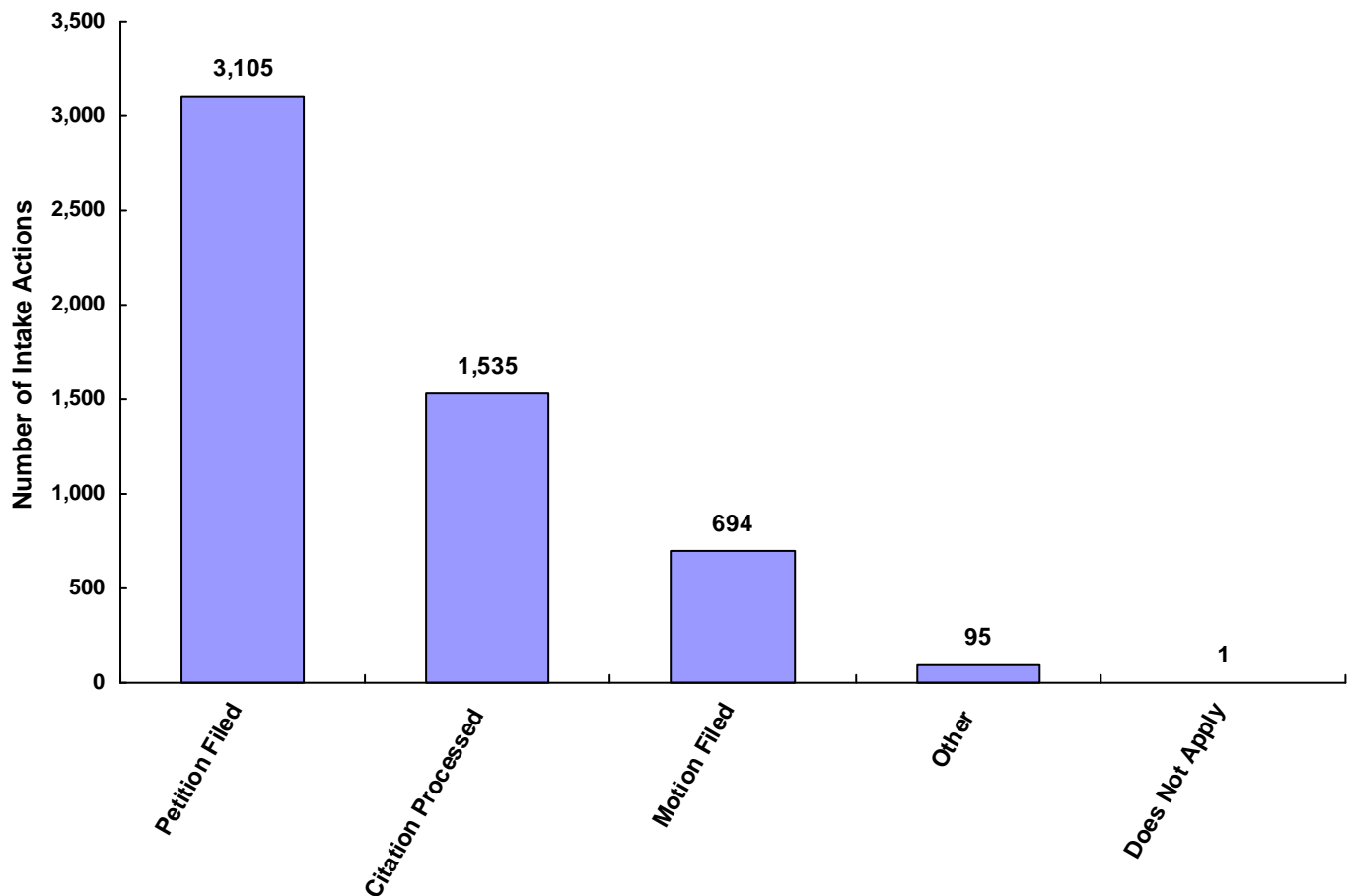


**TENNESSEE COUNCIL OF JUVENILE AND FAMILY COURT JUDGES  
2008 WILLIAMSON COUNTY JUVENILE COURT STATISTICAL DATA**

**Intake Actions at Referral by Race and Sex for CY 2008**

|                             | White Male   | African American Male | Other Race Male | White Female | African American Female | Other Race Female | Unknown Race or Sex | Total        | % of Total Referrals |
|-----------------------------|--------------|-----------------------|-----------------|--------------|-------------------------|-------------------|---------------------|--------------|----------------------|
| Petition Filed              | 1,620        | 208                   | 72              | 975          | 119                     | 37                | 74                  | 3,105        | 57.18%               |
| Motion Filed                | 360          | 40                    | 26              | 196          | 15                      | 27                | 30                  | 694          | 12.78%               |
| Citation Processed          | 918          | 33                    | 24              | 505          | 23                      | 5                 | 27                  | 1,535        | 28.27%               |
| Paternity Processed Notice  | 0            | 0                     | 0               | 0            | 0                       | 0                 | 0                   | 0            | 0.00%                |
| Schedule Judicial Review    | 0            | 0                     | 0               | 0            | 0                       | 0                 | 0                   | 0            | 0.00%                |
| Schedule Admin Review       | 0            | 0                     | 0               | 0            | 0                       | 0                 | 0                   | 0            | 0.00%                |
| Schedule Foster Care Review | 0            | 0                     | 0               | 0            | 0                       | 0                 | 0                   | 0            | 0.00%                |
| Unknown                     | 0            | 0                     | 0               | 0            | 0                       | 0                 | 0                   | 0            | 0.00%                |
| Does Not Apply              | 1            | 0                     | 0               | 0            | 0                       | 0                 | 0                   | 1            | 0.02%                |
| Other                       | 35           | 2                     | 10              | 29           | 3                       | 13                | 3                   | 95           | 1.75%                |
| <b>Totals</b>               | <b>2,934</b> | <b>283</b>            | <b>132</b>      | <b>1,705</b> | <b>160</b>              | <b>82</b>         | <b>134</b>          | <b>5,430</b> |                      |

**Total Intake Actions at Referral**



**TENNESSEE COUNCIL OF JUVENILE AND FAMILY COURT JUDGES  
2008 WILLIAMSON COUNTY JUVENILE COURT STATISTICAL DATA**

**Intake Actions of Referrals by Class of Offense, Race and Sex for CY 2008**

|  | White Male | African American Male | Other Race Male | White Female | African American Female | Other Race Female | Unknown Race or Sex | Total     |
|--|------------|-----------------------|-----------------|--------------|-------------------------|-------------------|---------------------|-----------|
| <b><u>Offenses Against Persons</u></b> |            |                       |                 |              |                         |                   |                     |           |
| Petition Filed                         | 64         | 16                    | 3               | 11           | 2                       | 2                 | 1                   | 99        |
| Motion Filed                           | 0          | 0                     | 0               | 0            | 0                       | 0                 | 0                   | 0         |
| Citation Processed                     | 0          | 0                     | 0               | 0            | 0                       | 0                 | 0                   | 0         |
| Notification of Paternity Processed    | 0          | 0                     | 0               | 0            | 0                       | 0                 | 0                   | 0         |
| Scheduling of Judicial Review          | 0          | 0                     | 0               | 0            | 0                       | 0                 | 0                   | 0         |
| Scheduling of Administrative Review    | 0          | 0                     | 0               | 0            | 0                       | 0                 | 0                   | 0         |
| Scheduling of Foster Care Review       | 0          | 0                     | 0               | 0            | 0                       | 0                 | 0                   | 0         |
| Unknown                                | 0          | 0                     | 0               | 0            | 0                       | 0                 | 0                   | 0         |
| Does Not Apply                         | 0          | 0                     | 0               | 0            | 0                       | 0                 | 0                   | 0         |
| Other                                  | 0          | 0                     | 0               | 0            | 0                       | 0                 | 0                   | 0         |
| <b>Totals</b>                          | <b>64</b>  | <b>16</b>             | <b>3</b>        | <b>11</b>    | <b>2</b>                | <b>2</b>          | <b>1</b>            | <b>99</b> |

|   |            |           |          |            |           |          |          |            |
|---|------------|-----------|----------|------------|-----------|----------|----------|------------|
| <b><u>Offenses Against Property</u></b> |            |           |          |            |           |          |          |            |
| Petition Filed                          | 179        | 29        | 6        | 100        | 12        | 1        | 4        | 331        |
| Other                                   | 0          | 0         | 0        | 1          | 0         | 0        | 0        | 1          |
| Motion Filed                            | 0          | 0         | 0        | 0          | 0         | 0        | 0        | 0          |
| Citation Processed                      | 0          | 0         | 0        | 0          | 0         | 0        | 0        | 0          |
| Notification of Paternity Processed     | 0          | 0         | 0        | 0          | 0         | 0        | 0        | 0          |
| Scheduling of Judicial Review           | 0          | 0         | 0        | 0          | 0         | 0        | 0        | 0          |
| Scheduling of Administrative Review     | 0          | 0         | 0        | 0          | 0         | 0        | 0        | 0          |
| Scheduling of Foster Care Review        | 0          | 0         | 0        | 0          | 0         | 0        | 0        | 0          |
| Unknown                                 | 0          | 0         | 0        | 0          | 0         | 0        | 0        | 0          |
| Does Not Apply                          | 0          | 0         | 0        | 0          | 0         | 0        | 0        | 0          |
| <b>Totals</b>                           | <b>179</b> | <b>29</b> | <b>6</b> | <b>101</b> | <b>12</b> | <b>1</b> | <b>4</b> | <b>332</b> |

|                                     |              |           |           |            |           |          |           |              |
|-------------------------------------|--------------|-----------|-----------|------------|-----------|----------|-----------|--------------|
| <b><u>Illegal Conduct</u></b>       |              |           |           |            |           |          |           |              |
| Citation Processed                  | 783          | 33        | 16        | 467        | 22        | 5        | 25        | 1,351        |
| Petition Filed                      | 527          | 36        | 20        | 195        | 11        | 4        | 17        | 810          |
| Motion Filed                        | 1            | 0         | 0         | 0          | 0         | 0        | 1         | 2            |
| Other                               | 0            | 0         | 0         | 1          | 0         | 0        | 0         | 1            |
| Notification of Paternity Processed | 0            | 0         | 0         | 0          | 0         | 0        | 0         | 0            |
| Scheduling of Judicial Review       | 0            | 0         | 0         | 0          | 0         | 0        | 0         | 0            |
| Scheduling of Administrative Review | 0            | 0         | 0         | 0          | 0         | 0        | 0         | 0            |
| Scheduling of Foster Care Review    | 0            | 0         | 0         | 0          | 0         | 0        | 0         | 0            |
| Unknown                             | 0            | 0         | 0         | 0          | 0         | 0        | 0         | 0            |
| Does Not Apply                      | 0            | 0         | 0         | 0          | 0         | 0        | 0         | 0            |
| <b>Totals</b>                       | <b>1,311</b> | <b>69</b> | <b>36</b> | <b>663</b> | <b>33</b> | <b>9</b> | <b>43</b> | <b>2,164</b> |

**TENNESSEE COUNCIL OF JUVENILE AND FAMILY COURT JUDGES  
2008 WILLIAMSON COUNTY JUVENILE COURT STATISTICAL DATA**

**Intake Actions of Referrals by Class of Offense, Race and Sex for CY 2008**

|                                     | White Male | African American Male | Other Race Male | White Female | African American Female | Other Race Female | Unknown Race or Sex | Total        |
|-------------------------------------|------------|-----------------------|-----------------|--------------|-------------------------|-------------------|---------------------|--------------|
| <b><u>Status Offenses</u></b>       |            |                       |                 |              |                         |                   |                     |              |
| Petition Filed                      | 465        | 55                    | 23              | 328          | 38                      | 11                | 7                   | 927          |
| Citation Processed                  | 105        | 0                     | 7               | 29           | 0                       | 0                 | 2                   | 143          |
| Motion Filed                        | 1          | 0                     | 0               | 2            | 0                       | 0                 | 0                   | 3            |
| Notification of Paternity Processed | 0          | 0                     | 0               | 0            | 0                       | 0                 | 0                   | 0            |
| Scheduling of Judicial Review       | 0          | 0                     | 0               | 0            | 0                       | 0                 | 0                   | 0            |
| Scheduling of Administrative Review | 0          | 0                     | 0               | 0            | 0                       | 0                 | 0                   | 0            |
| Scheduling of Foster Care Review    | 0          | 0                     | 0               | 0            | 0                       | 0                 | 0                   | 0            |
| Unknown                             | 0          | 0                     | 0               | 0            | 0                       | 0                 | 0                   | 0            |
| Does Not Apply                      | 0          | 0                     | 0               | 0            | 0                       | 0                 | 0                   | 0            |
| Other                               | 0          | 0                     | 0               | 0            | 0                       | 0                 | 0                   | 0            |
| <b>Totals</b>                       | <b>571</b> | <b>55</b>             | <b>30</b>       | <b>359</b>   | <b>38</b>               | <b>11</b>         | <b>9</b>            | <b>1,073</b> |

|                                     |           |           |          |           |           |          |          |            |
|-------------------------------------|-----------|-----------|----------|-----------|-----------|----------|----------|------------|
| <b><u>Dependency/Neglect</u></b>    |           |           |          |           |           |          |          |            |
| Petition Filed                      | 61        | 15        | 5        | 67        | 15        | 7        | 9        | 179        |
| Motion Filed                        | 2         | 3         | 0        | 0         | 0         | 0        | 0        | 5          |
| Citation Processed                  | 0         | 0         | 0        | 0         | 0         | 0        | 0        | 0          |
| Notification of Paternity Processed | 0         | 0         | 0        | 0         | 0         | 0        | 0        | 0          |
| Scheduling of Judicial Review       | 0         | 0         | 0        | 0         | 0         | 0        | 0        | 0          |
| Scheduling of Administrative Review | 0         | 0         | 0        | 0         | 0         | 0        | 0        | 0          |
| Scheduling of Foster Care Review    | 0         | 0         | 0        | 0         | 0         | 0        | 0        | 0          |
| Unknown                             | 0         | 0         | 0        | 0         | 0         | 0        | 0        | 0          |
| Does Not Apply                      | 0         | 0         | 0        | 0         | 0         | 0        | 0        | 0          |
| Other                               | 0         | 0         | 0        | 0         | 0         | 0        | 0        | 0          |
| <b>Totals</b>                       | <b>63</b> | <b>18</b> | <b>5</b> | <b>67</b> | <b>15</b> | <b>7</b> | <b>9</b> | <b>184</b> |

|   |          |          |          |          |          |          |          |          |
|---|----------|----------|----------|----------|----------|----------|----------|----------|
| <b><u>Other Violation Proceedings</u></b> |          |          |          |          |          |          |          |          |
| Petition Filed                            | 0        | 0        | 0        | 0        | 0        | 0        | 0        | 0        |
| Motion Filed                              | 0        | 0        | 0        | 0        | 0        | 0        | 0        | 0        |
| Citation Processed                        | 0        | 0        | 0        | 0        | 0        | 0        | 0        | 0        |
| Notification of Paternity Processed       | 0        | 0        | 0        | 0        | 0        | 0        | 0        | 0        |
| Scheduling of Judicial Review             | 0        | 0        | 0        | 0        | 0        | 0        | 0        | 0        |
| Scheduling of Administrative Review       | 0        | 0        | 0        | 0        | 0        | 0        | 0        | 0        |
| Scheduling of Foster Care Review          | 0        | 0        | 0        | 0        | 0        | 0        | 0        | 0        |
| Unknown                                   | 0        | 0        | 0        | 0        | 0        | 0        | 0        | 0        |
| Does Not Apply                            | 0        | 0        | 0        | 0        | 0        | 0        | 0        | 0        |
| Other                                     | 0        | 0        | 0        | 0        | 0        | 0        | 0        | 0        |
| <b>Totals</b>                             | <b>0</b> | <b>0</b> | <b>0</b> | <b>0</b> | <b>0</b> | <b>0</b> | <b>0</b> | <b>0</b> |

**TENNESSEE COUNCIL OF JUVENILE AND FAMILY COURT JUDGES  
2008 WILLIAMSON COUNTY JUVENILE COURT STATISTICAL DATA**

**Intake Actions of Referrals by Class of Offense, Race and Sex for CY 2008**

|                                     | White Male   | African American Male | Other Race Male | White Female | African American Female | Other Race Female | Unknown Race or Sex | Total        |
|-------------------------------------|--------------|-----------------------|-----------------|--------------|-------------------------|-------------------|---------------------|--------------|
| <b><u>Parentage</u></b>             |              |                       |                 |              |                         |                   |                     |              |
| Petition Filed                      | 51           | 22                    | 5               | 56           | 18                      | 3                 | 19                  | 174          |
| Motion Filed                        | 23           | 4                     | 2               | 14           | 1                       | 4                 | 3                   | 51           |
| Citation Processed                  | 0            | 0                     | 0               | 0            | 0                       | 0                 | 0                   | 0            |
| Notification of Paternity Processed | 0            | 0                     | 0               | 0            | 0                       | 0                 | 0                   | 0            |
| Scheduling of Judicial Review       | 0            | 0                     | 0               | 0            | 0                       | 0                 | 0                   | 0            |
| Scheduling of Administrative Review | 0            | 0                     | 0               | 0            | 0                       | 0                 | 0                   | 0            |
| Scheduling of Foster Care Review    | 0            | 0                     | 0               | 0            | 0                       | 0                 | 0                   | 0            |
| Unknown                             | 0            | 0                     | 0               | 0            | 0                       | 0                 | 0                   | 0            |
| Does Not Apply                      | 0            | 0                     | 0               | 0            | 0                       | 0                 | 0                   | 0            |
| Other                               | 0            | 0                     | 0               | 0            | 0                       | 0                 | 0                   | 0            |
| <b>Totals</b>                       | <b>74</b>    | <b>26</b>             | <b>7</b>        | <b>70</b>    | <b>19</b>               | <b>7</b>          | <b>22</b>           | <b>225</b>   |
| <b><u>Special Proceedings</u></b>   |              |                       |                 |              |                         |                   |                     |              |
| Petition Filed                      | 0            | 0                     | 0               | 0            | 0                       | 0                 | 0                   | 0            |
| Motion Filed                        | 0            | 0                     | 0               | 0            | 0                       | 0                 | 0                   | 0            |
| Citation Processed                  | 0            | 0                     | 0               | 0            | 0                       | 0                 | 0                   | 0            |
| Notification of Paternity Processed | 0            | 0                     | 0               | 0            | 0                       | 0                 | 0                   | 0            |
| Scheduling of Judicial Review       | 0            | 0                     | 0               | 0            | 0                       | 0                 | 0                   | 0            |
| Scheduling of Administrative Review | 0            | 0                     | 0               | 0            | 0                       | 0                 | 0                   | 0            |
| Scheduling of Foster Care Review    | 0            | 0                     | 0               | 0            | 0                       | 0                 | 0                   | 0            |
| Unknown                             | 0            | 0                     | 0               | 0            | 0                       | 0                 | 0                   | 0            |
| Does Not Apply                      | 0            | 0                     | 0               | 0            | 0                       | 0                 | 0                   | 0            |
| Other                               | 0            | 0                     | 0               | 0            | 0                       | 0                 | 0                   | 0            |
| <b>Totals</b>                       | <b>0</b>     | <b>0</b>              | <b>0</b>        | <b>0</b>     | <b>0</b>                | <b>0</b>          | <b>0</b>            | <b>0</b>     |
| <b><u>Other</u></b>                 |              |                       |                 |              |                         |                   |                     |              |
| Motion Filed                        | 333          | 33                    | 24              | 180          | 14                      | 23                | 26                  | 633          |
| Petition Filed                      | 273          | 35                    | 10              | 218          | 23                      | 9                 | 17                  | 585          |
| Other                               | 35           | 2                     | 10              | 27           | 3                       | 13                | 3                   | 93           |
| Citation Processed                  | 30           | 0                     | 1               | 9            | 1                       | 0                 | 0                   | 41           |
| Does Not Apply                      | 1            | 0                     | 0               | 0            | 0                       | 0                 | 0                   | 1            |
| Notification of Paternity Processed | 0            | 0                     | 0               | 0            | 0                       | 0                 | 0                   | 0            |
| Scheduling of Judicial Review       | 0            | 0                     | 0               | 0            | 0                       | 0                 | 0                   | 0            |
| Scheduling of Administrative Review | 0            | 0                     | 0               | 0            | 0                       | 0                 | 0                   | 0            |
| Scheduling of Foster Care Review    | 0            | 0                     | 0               | 0            | 0                       | 0                 | 0                   | 0            |
| Unknown                             | 0            | 0                     | 0               | 0            | 0                       | 0                 | 0                   | 0            |
| <b>Totals</b>                       | <b>672</b>   | <b>70</b>             | <b>45</b>       | <b>434</b>   | <b>41</b>               | <b>45</b>         | <b>46</b>           | <b>1,353</b> |
| <b>All Intake Action Totals</b>     | <b>2,934</b> | <b>283</b>            | <b>132</b>      | <b>1,705</b> | <b>160</b>              | <b>82</b>         | <b>134</b>          | <b>5,430</b> |



**TENNESSEE COUNCIL OF JUVENILE AND FAMILY COURT JUDGES  
2008 WILLIAMSON COUNTY JUVENILE COURT STATISTICAL DATA**

**Detention Statistics at Referral by Individual Child by Race and Sex for CY 2008**

|                             | White Male   | African American Male | Other Race Male | White Female | African American Female | Other Race Female | Unknown Race or Sex | Total        | % of Total Children |
|-----------------------------|--------------|-----------------------|-----------------|--------------|-------------------------|-------------------|---------------------|--------------|---------------------|
| Does Not Apply              | 1,069        | 87                    | 37              | 696          | 57                      | 22                | 72                  | 2,040        | 85.04%              |
| Juvenile Detention Facility | 210          | 25                    | 10              | 91           | 16                      | 5                 | 1                   | 358          | 14.92%              |
| Unknown                     | 0            | 0                     | 0               | 1            | 0                       | 0                 | 0                   | 1            | 0.04%               |
| Non-Secure Placement        | 0            | 0                     | 0               | 0            | 0                       | 0                 | 0                   | 0            | 0.00%               |
| Jail - Complete Separation  | 0            | 0                     | 0               | 0            | 0                       | 0                 | 0                   | 0            | 0.00%               |
| Jail - Partial Separation   | 0            | 0                     | 0               | 0            | 0                       | 0                 | 0                   | 0            | 0.00%               |
| Jail - No Separation        | 0            | 0                     | 0               | 0            | 0                       | 0                 | 0                   | 0            | 0.00%               |
| Psychiatric Hospital        | 0            | 0                     | 0               | 0            | 0                       | 0                 | 0                   | 0            | 0.00%               |
| Other                       | 0            | 0                     | 0               | 0            | 0                       | 0                 | 0                   | 0            | 0.00%               |
| <b>Totals</b>               | <b>1,279</b> | <b>112</b>            | <b>47</b>       | <b>788</b>   | <b>73</b>               | <b>27</b>         | <b>73</b>           | <b>2,399</b> |                     |

**Detention Statistics at Referral by Individual Case for CY 2008**

|                             | Cases        | % of Total Cases |
|-----------------------------|--------------|------------------|
| Does Not Apply              | 3,586        | 81.67%           |
| Juvenile Detention Facility | 803          | 18.29%           |
| Unknown                     | 1            | 0.02%            |
| Other                       | 1            | 0.02%            |
| Non-Secure Placement        | 0            | 0.00%            |
| Jail - Complete Separation  | 0            | 0.00%            |
| Jail - Partial Separation   | 0            | 0.00%            |
| Jail - No Separation        | 0            | 0.00%            |
| Psychiatric Hospital        | 0            | 0.00%            |
|                             | <b>4,391</b> | <b>100.00%</b>   |

Detention Statistics above are reported separately by Child and by Case. One child may have multiple cases.

Does Not Apply: Refers to cases not eligible for detention due to the type of Referral or the decision not to detain.

**TENNESSEE COUNCIL OF JUVENILE AND FAMILY COURT JUDGES  
2008 WILLIAMSON COUNTY JUVENILE COURT STATISTICAL DATA**

**Placement after Secure Detention Hearing by Individual Child by Race and Sex for CY 2008**

|                              | White Male   | African American Male | Other Race Male | White Female | African American Female | Other Race Female | Unknown Race or Sex | Total        | % of Total Children |
|------------------------------|--------------|-----------------------|-----------------|--------------|-------------------------|-------------------|---------------------|--------------|---------------------|
| Does Not Apply               | 1,133        | 91                    | 40              | 718          | 61                      | 25                | 72                  | 2,140        | 89.20%              |
| Returned to Prior Living Arr | 98           | 7                     | 1               | 49           | 8                       | 1                 | 1                   | 165          | 6.88%               |
| Juvenile Detention Facility  | 43           | 10                    | 4               | 14           | 3                       | 1                 | 0                   | 75           | 3.13%               |
| Other                        | 4            | 2                     | 1               | 5            | 0                       | 0                 | 0                   | 12           | 0.50%               |
| Jail                         | 1            | 0                     | 0               | 1            | 1                       | 0                 | 0                   | 3            | 0.13%               |
| Psychiatric Hospital         | 0            | 2                     | 1               | 0            | 0                       | 0                 | 0                   | 3            | 0.13%               |
| Unknown                      | 0            | 0                     | 0               | 1            | 0                       | 0                 | 0                   | 1            | 0.04%               |
| Shelter / Group Home         | 0            | 0                     | 0               | 0            | 0                       | 0                 | 0                   | 0            | 0.00%               |
| Foster Family Home           | 0            | 0                     | 0               | 0            | 0                       | 0                 | 0                   | 0            | 0.00%               |
| <b>Totals</b>                | <b>1,279</b> | <b>112</b>            | <b>47</b>       | <b>788</b>   | <b>73</b>               | <b>27</b>         | <b>73</b>           | <b>2,399</b> |                     |

**Placement after Secure Detention Hearing by Individual Case for CY 2008**

|                                      | Cases        | % of Total Cases |
|--------------------------------------|--------------|------------------|
| Does Not Apply                       | 3,770        | 85.86%           |
| Returned to Prior Living Arrangement | 402          | 9.16%            |
| Juvenile Detention Facility          | 182          | 4.15%            |
| Other                                | 21           | 0.48%            |
| Jail                                 | 9            | 0.21%            |
| Psychiatric Hospital                 | 5            | 0.11%            |
| Shelter / Group Home                 | 1            | 0.02%            |
| Unknown                              | 1            | 0.02%            |
| Foster Family Home                   | 0            | 0.00%            |
|                                      | <b>4,391</b> | <b>100.00%</b>   |

Detention Statistics above are reported separately by Child and by Case. One child may have multiple cases.

Does Not Apply: Refers to cases not eligible for detention due to the type of Referral or the decision not to detain.

**TENNESSEE COUNCIL OF JUVENILE AND FAMILY COURT JUDGES  
2008 WILLIAMSON COUNTY JUVENILE COURT STATISTICAL DATA**

**Dispositional Procedures for CY 2008**

**Procedures used to Dispose or Adjust all Referrals**

|  | <b>Number</b> | <b>% of All Referrals</b> |
|--|---------------|---------------------------|
| Formally Adjudicated                                 | 3,340         | 61.51%                    |
| Informally Adjusted                                  | 0             | 0.00%                     |
| Transfer to Adult Court Hearings and Charges Cleared | 0             | 0.00%                     |
| Otherwise Handled                                    | 2,090         | 38.49%                    |
|  | <b>5,430</b>  | <b>100.00%</b>            |

**Referrals Disposed by Formal Adjudicatory Proceedings**

|   | <b>Number</b> | <b>% of All Referrals</b> |
|---|---------------|---------------------------|
| Dismissed                                 | 1,402         | 25.82%                    |
| Retired / Nolle Prosequi                  | 651           | 11.99%                    |
| Complaint Substantiated Delinquent        | 503           | 9.26%                     |
| Complaint Substantiated Status Offender   | 685           | 12.62%                    |
| Complaint Substantiated Dependent/Neglect | 98            | 1.80%                     |
| Complaint Substantiated Abused            | 1             | 0.02%                     |
| Complaint Substantiated Mentally Ill      | 0             | 0.00%                     |
|   | <b>3,340</b>  | <b>61.51%</b>             |

**Referrals Disposed by Other Actions**

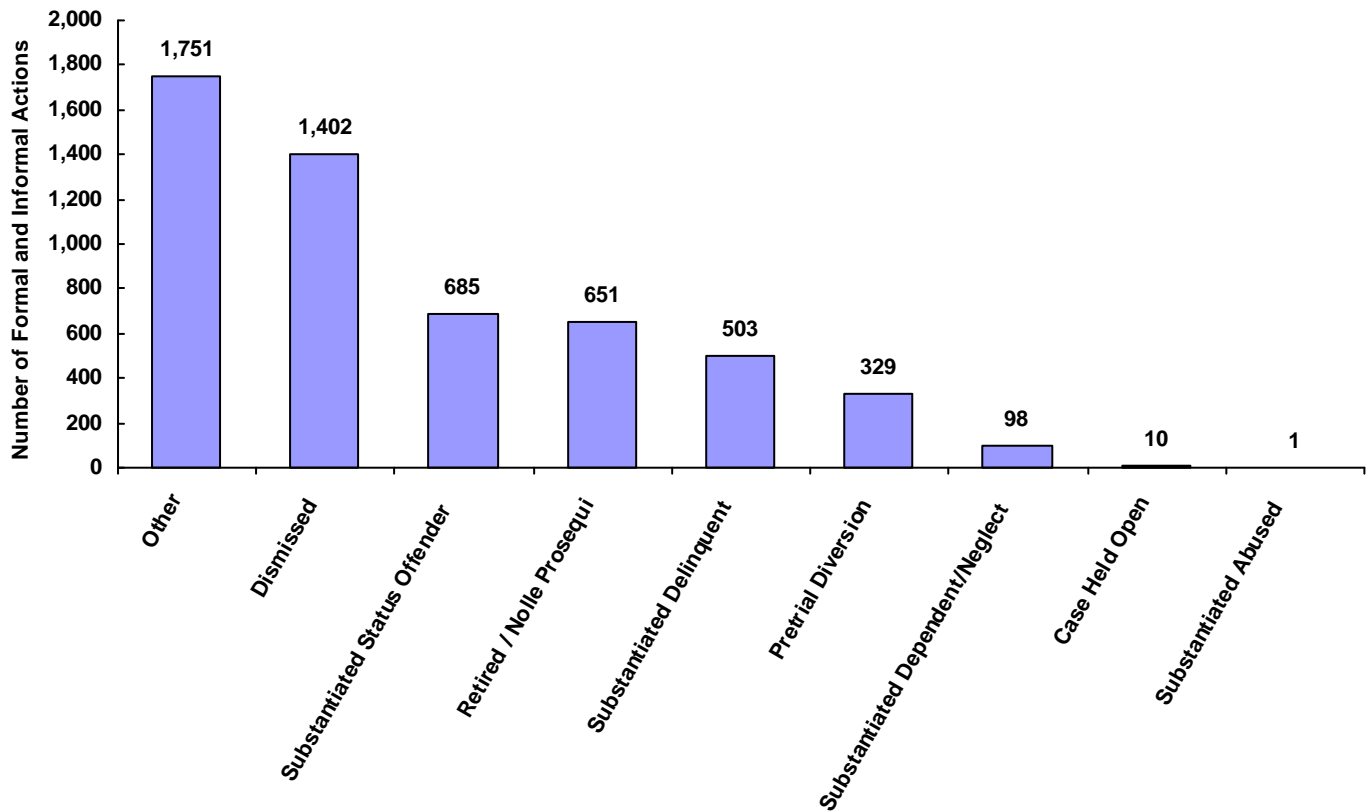
|  | <b>Number</b> | <b>% of All Referrals</b> |
|--|---------------|---------------------------|
| Informal Adjustment                        | 0             | 0.00%                     |
| Transfer to Adult Court Hearing            | 0             | 0.00%                     |
| Charges Cleared by Transfer to Adult Court | 0             | 0.00%                     |
| Pretrial Diversion                         | 329           | 6.06%                     |
| Special Proceeding                         | 0             | 0.00%                     |
| Review Concluded                           | 0             | 0.00%                     |
| Case Held Open                             | 10            | 0.18%                     |
| Other                                      | 1,751         | 32.25%                    |
| Unknown                                    | 0             | 0.00%                     |
|  | <b>2,090</b>  | <b>38.49%</b>             |

# TENNESSEE COUNCIL OF JUVENILE AND FAMILY COURT JUDGES 2008 WILLIAMSON COUNTY JUVENILE COURT STATISTICAL DATA

## Formal and Informal Actions by Race and Sex for CY 2008

|                                    | White Male   | African American Male | Other Race Male | White Female | African American Female | Other Race Female | Unknown Race or Sex | Total        | % of Total Referrals |
|------------------------------------|--------------|-----------------------|-----------------|--------------|-------------------------|-------------------|---------------------|--------------|----------------------|
| Dismissed                          | 770          | 59                    | 20              | 474          | 40                      | 7                 | 32                  | 1,402        | 25.82%               |
| Retired / Nolle Prosequi           | 357          | 18                    | 11              | 234          | 14                      | 1                 | 16                  | 651          | 11.99%               |
| Substantiated Delinquent           | 327          | 46                    | 13              | 92           | 14                      | 7                 | 4                   | 503          | 9.26%                |
| Substantiated Status Offender      | 380          | 48                    | 29              | 201          | 19                      | 3                 | 5                   | 685          | 12.62%               |
| Substantiated Dependent/Neglect    | 37           | 9                     | 4               | 33           | 6                       | 6                 | 3                   | 98           | 1.80%                |
| Substantiated Abused               | 1            | 0                     | 0               | 0            | 0                       | 0                 | 0                   | 1            | 0.02%                |
| Substantiated Mentally Ill         | 0            | 0                     | 0               | 0            | 0                       | 0                 | 0                   | 0            | 0.00%                |
| Informal Adjustment                | 0            | 0                     | 0               | 0            | 0                       | 0                 | 0                   | 0            | 0.00%                |
| Pretrial Diversion                 | 199          | 14                    | 1               | 94           | 8                       | 4                 | 9                   | 329          | 6.06%                |
| Transfer to Adult Court Hearing    | 0            | 0                     | 0               | 0            | 0                       | 0                 | 0                   | 0            | 0.00%                |
| Cleared by Transfer to Adult Court | 0            | 0                     | 0               | 0            | 0                       | 0                 | 0                   | 0            | 0.00%                |
| Special Proceeding                 | 0            | 0                     | 0               | 0            | 0                       | 0                 | 0                   | 0            | 0.00%                |
| Review Concluded                   | 0            | 0                     | 0               | 0            | 0                       | 0                 | 0                   | 0            | 0.00%                |
| Case Held Open                     | 6            | 0                     | 2               | 2            | 0                       | 0                 | 0                   | 10           | 0.18%                |
| Unknown                            | 0            | 0                     | 0               | 0            | 0                       | 0                 | 0                   | 0            | 0.00%                |
| Other                              | 857          | 89                    | 52              | 575          | 59                      | 54                | 65                  | 1,751        | 32.25%               |
| <b>Totals</b>                      | <b>2,934</b> | <b>283</b>            | <b>132</b>      | <b>1,705</b> | <b>160</b>              | <b>82</b>         | <b>134</b>          | <b>5,430</b> |                      |

**Total Formal and Informal Actions**



**TENNESSEE COUNCIL OF JUVENILE AND FAMILY COURT JUDGES  
2008 WILLIAMSON COUNTY JUVENILE COURT STATISTICAL DATA**

**Formal and Informal Actions by Type of Offense, Race and Sex for CY 2008**

|  | White Male   | African American Male | Other Race Male | White Female | African American Female | Other Race Female | Unknown Race or Sex | Total        |
|--|--------------|-----------------------|-----------------|--------------|-------------------------|-------------------|---------------------|--------------|
| <b><u>Delinquent</u></b>                   |              |                       |                 |              |                         |                   |                     |              |
| Dismissed                                  | 529          | 32                    | 10              | 299          | 13                      | 3                 | 16                  | 902          |
| Retired / Nolle Prosequi                   | 300          | 10                    | 7               | 193          | 12                      | 1                 | 16                  | 539          |
| Complaint Substantiated Delinquent         | 263          | 40                    | 11              | 63           | 11                      | 4                 | 3                   | 395          |
| Other                                      | 242          | 8                     | 6               | 129          | 3                       | 3                 | 4                   | 395          |
| Pretrial Diversion                         | 157          | 13                    | 1               | 74           | 6                       | 1                 | 8                   | 260          |
| Complaint Substantiated Status Offender    | 58           | 10                    | 8               | 17           | 2                       | 0                 | 1                   | 96           |
| Case Held Open                             | 3            | 0                     | 2               | 0            | 0                       | 0                 | 0                   | 5            |
| Complaint Substantiated Dependent/Neglect  | 2            | 1                     | 0               | 0            | 0                       | 0                 | 0                   | 3            |
| Complaint Substantiated Abused             | 0            | 0                     | 0               | 0            | 0                       | 0                 | 0                   | 0            |
| Complaint Substantiated Mentally Ill       | 0            | 0                     | 0               | 0            | 0                       | 0                 | 0                   | 0            |
| Informal Adjustment                        | 0            | 0                     | 0               | 0            | 0                       | 0                 | 0                   | 0            |
| Transfer to Adult Court Hearing            | 0            | 0                     | 0               | 0            | 0                       | 0                 | 0                   | 0            |
| Charges Cleared by Transfer to Adult Court | 0            | 0                     | 0               | 0            | 0                       | 0                 | 0                   | 0            |
| Special Proceeding                         | 0            | 0                     | 0               | 0            | 0                       | 0                 | 0                   | 0            |
| Review Concluded                           | 0            | 0                     | 0               | 0            | 0                       | 0                 | 0                   | 0            |
| Unknown                                    | 0            | 0                     | 0               | 0            | 0                       | 0                 | 0                   | 0            |
| <b>Totals</b>                              | <b>1,554</b> | <b>114</b>            | <b>45</b>       | <b>775</b>   | <b>47</b>               | <b>12</b>         | <b>48</b>           | <b>2,595</b> |

|  |            |           |           |            |           |           |          |              |
|--|------------|-----------|-----------|------------|-----------|-----------|----------|--------------|
| <b><u>Status</u></b>                       |            |           |           |            |           |           |          |              |
| Complaint Substantiated Status Offender    | 277        | 34        | 18        | 168        | 17        | 3         | 4        | 521          |
| Dismissed                                  | 141        | 6         | 6         | 86         | 10        | 3         | 3        | 255          |
| Other                                      | 53         | 5         | 1         | 50         | 10        | 2         | 1        | 122          |
| Complaint Substantiated Delinquent         | 38         | 4         | 2         | 23         | 1         | 2         | 0        | 70           |
| Retired / Nolle Prosequi                   | 34         | 6         | 3         | 22         | 0         | 0         | 0        | 65           |
| Pretrial Diversion                         | 26         | 0         | 0         | 10         | 0         | 1         | 1        | 38           |
| Complaint Substantiated Dependent/Neglect  | 1          | 0         | 0         | 0          | 0         | 0         | 0        | 1            |
| Complaint Substantiated Abused             | 1          | 0         | 0         | 0          | 0         | 0         | 0        | 1            |
| Complaint Substantiated Mentally Ill       | 0          | 0         | 0         | 0          | 0         | 0         | 0        | 0            |
| Informal Adjustment                        | 0          | 0         | 0         | 0          | 0         | 0         | 0        | 0            |
| Transfer to Adult Court Hearing            | 0          | 0         | 0         | 0          | 0         | 0         | 0        | 0            |
| Charges Cleared by Transfer to Adult Court | 0          | 0         | 0         | 0          | 0         | 0         | 0        | 0            |
| Special Proceeding                         | 0          | 0         | 0         | 0          | 0         | 0         | 0        | 0            |
| Review Concluded                           | 0          | 0         | 0         | 0          | 0         | 0         | 0        | 0            |
| Case Held Open                             | 0          | 0         | 0         | 0          | 0         | 0         | 0        | 0            |
| Unknown                                    | 0          | 0         | 0         | 0          | 0         | 0         | 0        | 0            |
| <b>Totals</b>                              | <b>571</b> | <b>55</b> | <b>30</b> | <b>359</b> | <b>38</b> | <b>11</b> | <b>9</b> | <b>1,073</b> |

**TENNESSEE COUNCIL OF JUVENILE AND FAMILY COURT JUDGES  
2008 WILLIAMSON COUNTY JUVENILE COURT STATISTICAL DATA**

**Formal and Informal Actions by Type of Offense, Race and Sex for CY 2008**

|  | White Male | African American Male | Other Race Male | White Female | African American Female | Other Race Female | Unknown Race or Sex | Total      |
|--|------------|-----------------------|-----------------|--------------|-------------------------|-------------------|---------------------|------------|
| <b><u>Dependency and Neglect</u></b>       |            |                       |                 |              |                         |                   |                     |            |
| Complaint Substantiated Dependent/Neglect  | 31         | 5                     | 4               | 29           | 6                       | 6                 | 3                   | 84         |
| Dismissed                                  | 16         | 3                     | 0               | 29           | 6                       | 1                 | 3                   | 58         |
| Other                                      | 13         | 9                     | 1               | 4            | 2                       | 0                 | 3                   | 32         |
| Retired / Nolle Prosequi                   | 3          | 0                     | 0               | 3            | 0                       | 0                 | 0                   | 6          |
| Complaint Substantiated Delinquent         | 0          | 1                     | 0               | 2            | 1                       | 0                 | 0                   | 4          |
| Complaint Substantiated Status Offender    | 0          | 0                     | 0               | 0            | 0                       | 0                 | 0                   | 0          |
| Complaint Substantiated Abused             | 0          | 0                     | 0               | 0            | 0                       | 0                 | 0                   | 0          |
| Complaint Substantiated Mentally Ill       | 0          | 0                     | 0               | 0            | 0                       | 0                 | 0                   | 0          |
| Informal Adjustment                        | 0          | 0                     | 0               | 0            | 0                       | 0                 | 0                   | 0          |
| Pretrial Diversion                         | 0          | 0                     | 0               | 0            | 0                       | 0                 | 0                   | 0          |
| Transfer to Adult Court Hearing            | 0          | 0                     | 0               | 0            | 0                       | 0                 | 0                   | 0          |
| Charges Cleared by Transfer to Adult Court | 0          | 0                     | 0               | 0            | 0                       | 0                 | 0                   | 0          |
| Special Proceeding                         | 0          | 0                     | 0               | 0            | 0                       | 0                 | 0                   | 0          |
| Review Concluded                           | 0          | 0                     | 0               | 0            | 0                       | 0                 | 0                   | 0          |
| Case Held Open                             | 0          | 0                     | 0               | 0            | 0                       | 0                 | 0                   | 0          |
| Unknown                                    | 0          | 0                     | 0               | 0            | 0                       | 0                 | 0                   | 0          |
| <b>Totals</b>                              | <b>63</b>  | <b>18</b>             | <b>5</b>        | <b>67</b>    | <b>15</b>               | <b>7</b>          | <b>9</b>            | <b>184</b> |
| <b><u>Other Violations</u></b>             |            |                       |                 |              |                         |                   |                     |            |
| Dismissed                                  | 0          | 0                     | 0               | 0            | 0                       | 0                 | 0                   | 0          |
| Retired / Nolle Prosequi                   | 0          | 0                     | 0               | 0            | 0                       | 0                 | 0                   | 0          |
| Complaint Substantiated Delinquent         | 0          | 0                     | 0               | 0            | 0                       | 0                 | 0                   | 0          |
| Complaint Substantiated Status Offender    | 0          | 0                     | 0               | 0            | 0                       | 0                 | 0                   | 0          |
| Complaint Substantiated Dependent/Neglect  | 0          | 0                     | 0               | 0            | 0                       | 0                 | 0                   | 0          |
| Complaint Substantiated Abused             | 0          | 0                     | 0               | 0            | 0                       | 0                 | 0                   | 0          |
| Complaint Substantiated Mentally Ill       | 0          | 0                     | 0               | 0            | 0                       | 0                 | 0                   | 0          |
| Informal Adjustment                        | 0          | 0                     | 0               | 0            | 0                       | 0                 | 0                   | 0          |
| Pretrial Diversion                         | 0          | 0                     | 0               | 0            | 0                       | 0                 | 0                   | 0          |
| Transfer to Adult Court Hearing            | 0          | 0                     | 0               | 0            | 0                       | 0                 | 0                   | 0          |
| Charges Cleared by Transfer to Adult Court | 0          | 0                     | 0               | 0            | 0                       | 0                 | 0                   | 0          |
| Special Proceeding                         | 0          | 0                     | 0               | 0            | 0                       | 0                 | 0                   | 0          |
| Review Concluded                           | 0          | 0                     | 0               | 0            | 0                       | 0                 | 0                   | 0          |
| Case Held Open                             | 0          | 0                     | 0               | 0            | 0                       | 0                 | 0                   | 0          |
| Unknown                                    | 0          | 0                     | 0               | 0            | 0                       | 0                 | 0                   | 0          |
| Other                                      | 0          | 0                     | 0               | 0            | 0                       | 0                 | 0                   | 0          |
| <b>Totals</b>                              | <b>0</b>   | <b>0</b>              | <b>0</b>        | <b>0</b>     | <b>0</b>                | <b>0</b>          | <b>0</b>            | <b>0</b>   |

**TENNESSEE COUNCIL OF JUVENILE AND FAMILY COURT JUDGES  
2008 WILLIAMSON COUNTY JUVENILE COURT STATISTICAL DATA**

**Formal and Informal Actions by Type of Offense, Race and Sex for CY 2008**

|  | White Male   | African American Male | Other Race Male | White Female | African American Female | Other Race Female | Unknown Race or Sex | Total        |
|--|--------------|-----------------------|-----------------|--------------|-------------------------|-------------------|---------------------|--------------|
| <b>Special Proceedings</b>                 |              |                       |                 |              |                         |                   |                     |              |
| Other                                      | 55           | 12                    | 5               | 52           | 10                      | 7                 | 17                  | 158          |
| Dismissed                                  | 15           | 11                    | 2               | 12           | 8                       | 0                 | 5                   | 53           |
| Retired / Nolle Prosequi                   | 3            | 1                     | 0               | 4            | 1                       | 0                 | 0                   | 9            |
| Complaint Substantiated Dependent/Neglect  | 1            | 2                     | 0               | 2            | 0                       | 0                 | 0                   | 5            |
| Complaint Substantiated Delinquent         | 0            | 0                     | 0               | 0            | 0                       | 0                 | 0                   | 0            |
| Complaint Substantiated Status Offender    | 0            | 0                     | 0               | 0            | 0                       | 0                 | 0                   | 0            |
| Complaint Substantiated Abused             | 0            | 0                     | 0               | 0            | 0                       | 0                 | 0                   | 0            |
| Complaint Substantiated Mentally Ill       | 0            | 0                     | 0               | 0            | 0                       | 0                 | 0                   | 0            |
| Informal Adjustment                        | 0            | 0                     | 0               | 0            | 0                       | 0                 | 0                   | 0            |
| Pretrial Diversion                         | 0            | 0                     | 0               | 0            | 0                       | 0                 | 0                   | 0            |
| Transfer to Adult Court Hearing            | 0            | 0                     | 0               | 0            | 0                       | 0                 | 0                   | 0            |
| Charges Cleared by Transfer to Adult Court | 0            | 0                     | 0               | 0            | 0                       | 0                 | 0                   | 0            |
| Special Proceeding                         | 0            | 0                     | 0               | 0            | 0                       | 0                 | 0                   | 0            |
| Review Concluded                           | 0            | 0                     | 0               | 0            | 0                       | 0                 | 0                   | 0            |
| Case Held Open                             | 0            | 0                     | 0               | 0            | 0                       | 0                 | 0                   | 0            |
| Unknown                                    | 0            | 0                     | 0               | 0            | 0                       | 0                 | 0                   | 0            |
| <b>Totals</b>                              | <b>74</b>    | <b>26</b>             | <b>7</b>        | <b>70</b>    | <b>19</b>               | <b>7</b>          | <b>22</b>           | <b>225</b>   |
| <b>Other</b>                               |              |                       |                 |              |                         |                   |                     |              |
| Other                                      | 494          | 55                    | 39              | 340          | 34                      | 42                | 40                  | 1,044        |
| Dismissed                                  | 69           | 7                     | 2               | 48           | 3                       | 0                 | 5                   | 134          |
| Complaint Substantiated Status Offender    | 45           | 4                     | 3               | 16           | 0                       | 0                 | 0                   | 68           |
| Complaint Substantiated Delinquent         | 26           | 1                     | 0               | 4            | 1                       | 1                 | 1                   | 34           |
| Retired / Nolle Prosequi                   | 17           | 1                     | 1               | 12           | 1                       | 0                 | 0                   | 32           |
| Pretrial Diversion                         | 16           | 1                     | 0               | 10           | 2                       | 2                 | 0                   | 31           |
| Complaint Substantiated Dependent/Neglect  | 2            | 1                     | 0               | 2            | 0                       | 0                 | 0                   | 5            |
| Case Held Open                             | 3            | 0                     | 0               | 2            | 0                       | 0                 | 0                   | 5            |
| Complaint Substantiated Abused             | 0            | 0                     | 0               | 0            | 0                       | 0                 | 0                   | 0            |
| Complaint Substantiated Mentally Ill       | 0            | 0                     | 0               | 0            | 0                       | 0                 | 0                   | 0            |
| Informal Adjustment                        | 0            | 0                     | 0               | 0            | 0                       | 0                 | 0                   | 0            |
| Transfer to Adult Court Hearing            | 0            | 0                     | 0               | 0            | 0                       | 0                 | 0                   | 0            |
| Charges Cleared by Transfer to Adult Court | 0            | 0                     | 0               | 0            | 0                       | 0                 | 0                   | 0            |
| Special Proceeding                         | 0            | 0                     | 0               | 0            | 0                       | 0                 | 0                   | 0            |
| Review Concluded                           | 0            | 0                     | 0               | 0            | 0                       | 0                 | 0                   | 0            |
| Unknown                                    | 0            | 0                     | 0               | 0            | 0                       | 0                 | 0                   | 0            |
| <b>Totals</b>                              | <b>672</b>   | <b>70</b>             | <b>45</b>       | <b>434</b>   | <b>41</b>               | <b>45</b>         | <b>46</b>           | <b>1,353</b> |
| <b>All Action Totals</b>                   | <b>2,934</b> | <b>283</b>            | <b>132</b>      | <b>1,705</b> | <b>160</b>              | <b>82</b>         | <b>134</b>          | <b>5,430</b> |

**TENNESSEE COUNCIL OF JUVENILE AND FAMILY COURT JUDGES  
2008 WILLIAMSON COUNTY JUVENILE COURT STATISTICAL DATA**

**Formal and Informal Actions by Class of Referral, Race and Sex for CY 2008**

|  | White Male | African American Male | Other Race Male | White Female | African American Female | Other Race Female | Unknown Race or Sex | Total     |
|--|------------|-----------------------|-----------------|--------------|-------------------------|-------------------|---------------------|-----------|
| <b><u>Offenses Against Persons</u></b>     |            |                       |                 |              |                         |                   |                     |           |
| Complaint Substantiated Delinquent         | 23         | 8                     | 2               | 2            | 0                       | 0                 | 0                   | 35        |
| Pretrial Diversion                         | 18         | 5                     | 1               | 5            | 1                       | 1                 | 0                   | 31        |
| Dismissed                                  | 14         | 3                     | 0               | 3            | 1                       | 1                 | 0                   | 22        |
| Other                                      | 4          | 0                     | 0               | 1            | 0                       | 0                 | 0                   | 5         |
| Retired / Nolle Prosequi                   | 3          | 0                     | 0               | 0            | 0                       | 0                 | 1                   | 4         |
| Complaint Substantiated Status Offender    | 2          | 0                     | 0               | 0            | 0                       | 0                 | 0                   | 2         |
| Complaint Substantiated Dependent/Neglect  | 0          | 0                     | 0               | 0            | 0                       | 0                 | 0                   | 0         |
| Complaint Substantiated Abused             | 0          | 0                     | 0               | 0            | 0                       | 0                 | 0                   | 0         |
| Complaint Substantiated Mentally Ill       | 0          | 0                     | 0               | 0            | 0                       | 0                 | 0                   | 0         |
| Informal Adjustment                        | 0          | 0                     | 0               | 0            | 0                       | 0                 | 0                   | 0         |
| Transfer to Adult Court Hearing            | 0          | 0                     | 0               | 0            | 0                       | 0                 | 0                   | 0         |
| Charges Cleared by Transfer to Adult Court | 0          | 0                     | 0               | 0            | 0                       | 0                 | 0                   | 0         |
| Special Proceeding                         | 0          | 0                     | 0               | 0            | 0                       | 0                 | 0                   | 0         |
| Review Concluded                           | 0          | 0                     | 0               | 0            | 0                       | 0                 | 0                   | 0         |
| Case Held Open                             | 0          | 0                     | 0               | 0            | 0                       | 0                 | 0                   | 0         |
| Unknown                                    | 0          | 0                     | 0               | 0            | 0                       | 0                 | 0                   | 0         |
| <b>Totals</b>                              | <b>64</b>  | <b>16</b>             | <b>3</b>        | <b>11</b>    | <b>2</b>                | <b>2</b>          | <b>1</b>            | <b>99</b> |

|  |            |           |          |            |           |          |          |            |
|--|------------|-----------|----------|------------|-----------|----------|----------|------------|
| <b><u>Offenses Against Property</u></b>    |            |           |          |            |           |          |          |            |
| Dismissed                                  | 54         | 2         | 5        | 49         | 0         | 0        | 2        | 112        |
| Complaint Substantiated Delinquent         | 54         | 19        | 1        | 14         | 7         | 1        | 1        | 97         |
| Pretrial Diversion                         | 51         | 6         | 0        | 33         | 5         | 0        | 1        | 96         |
| Retired / Nolle Prosequi                   | 12         | 1         | 0        | 3          | 0         | 0        | 0        | 16         |
| Complaint Substantiated Status Offender    | 4          | 0         | 0        | 2          | 0         | 0        | 0        | 6          |
| Other                                      | 3          | 0         | 0        | 0          | 0         | 0        | 0        | 3          |
| Complaint Substantiated Dependent/Neglect  | 1          | 1         | 0        | 0          | 0         | 0        | 0        | 2          |
| Complaint Substantiated Abused             | 0          | 0         | 0        | 0          | 0         | 0        | 0        | 0          |
| Complaint Substantiated Mentally Ill       | 0          | 0         | 0        | 0          | 0         | 0        | 0        | 0          |
| Informal Adjustment                        | 0          | 0         | 0        | 0          | 0         | 0        | 0        | 0          |
| Transfer to Adult Court Hearing            | 0          | 0         | 0        | 0          | 0         | 0        | 0        | 0          |
| Charges Cleared by Transfer to Adult Court | 0          | 0         | 0        | 0          | 0         | 0        | 0        | 0          |
| Special Proceeding                         | 0          | 0         | 0        | 0          | 0         | 0        | 0        | 0          |
| Review Concluded                           | 0          | 0         | 0        | 0          | 0         | 0        | 0        | 0          |
| Case Held Open                             | 0          | 0         | 0        | 0          | 0         | 0        | 0        | 0          |
| Unknown                                    | 0          | 0         | 0        | 0          | 0         | 0        | 0        | 0          |
| <b>Totals</b>                              | <b>179</b> | <b>29</b> | <b>6</b> | <b>101</b> | <b>12</b> | <b>1</b> | <b>4</b> | <b>332</b> |



**TENNESSEE COUNCIL OF JUVENILE AND FAMILY COURT JUDGES  
2008 WILLIAMSON COUNTY JUVENILE COURT STATISTICAL DATA**

**Formal and Informal Actions by Class of Referral, Race and Sex for CY 2008**

|  | White Male   | African American Male | Other Race Male | White Female | African American Female | Other Race Female | Unknown Race or Sex | Total        |
|--|--------------|-----------------------|-----------------|--------------|-------------------------|-------------------|---------------------|--------------|
| <b><u>Illegal Conduct</u></b>              |              |                       |                 |              |                         |                   |                     |              |
| Dismissed                                  | 461          | 27                    | 5               | 247          | 12                      | 2                 | 14                  | 768          |
| Retired / Nolle Prosequi                   | 285          | 9                     | 7               | 190          | 12                      | 1                 | 15                  | 519          |
| Other                                      | 235          | 8                     | 6               | 128          | 3                       | 3                 | 4                   | 387          |
| Complaint Substantiated Delinquent         | 186          | 13                    | 8               | 47           | 4                       | 3                 | 2                   | 263          |
| Pretrial Diversion                         | 88           | 2                     | 0               | 36           | 0                       | 0                 | 7                   | 133          |
| Complaint Substantiated Status Offender    | 52           | 10                    | 8               | 15           | 2                       | 0                 | 1                   | 88           |
| Case Held Open                             | 3            | 0                     | 2               | 0            | 0                       | 0                 | 0                   | 5            |
| Complaint Substantiated Dependent/Neglect  | 1            | 0                     | 0               | 0            | 0                       | 0                 | 0                   | 1            |
| Complaint Substantiated Abused             | 0            | 0                     | 0               | 0            | 0                       | 0                 | 0                   | 0            |
| Complaint Substantiated Mentally Ill       | 0            | 0                     | 0               | 0            | 0                       | 0                 | 0                   | 0            |
| Informal Adjustment                        | 0            | 0                     | 0               | 0            | 0                       | 0                 | 0                   | 0            |
| Transfer to Adult Court Hearing            | 0            | 0                     | 0               | 0            | 0                       | 0                 | 0                   | 0            |
| Charges Cleared by Transfer to Adult Court | 0            | 0                     | 0               | 0            | 0                       | 0                 | 0                   | 0            |
| Special Proceeding                         | 0            | 0                     | 0               | 0            | 0                       | 0                 | 0                   | 0            |
| Review Concluded                           | 0            | 0                     | 0               | 0            | 0                       | 0                 | 0                   | 0            |
| Unknown                                    | 0            | 0                     | 0               | 0            | 0                       | 0                 | 0                   | 0            |
| <b>Totals</b>                              | <b>1,311</b> | <b>69</b>             | <b>36</b>       | <b>663</b>   | <b>33</b>               | <b>9</b>          | <b>43</b>           | <b>2,164</b> |

**Status Offenses**

|  |            |           |           |            |           |           |          |              |
|--|------------|-----------|-----------|------------|-----------|-----------|----------|--------------|
| Complaint Substantiated Status Offender    | 277        | 34        | 18        | 168        | 17        | 3         | 4        | 521          |
| Dismissed                                  | 141        | 6         | 6         | 86         | 10        | 3         | 3        | 255          |
| Other                                      | 53         | 5         | 1         | 50         | 10        | 2         | 1        | 122          |
| Complaint Substantiated Delinquent         | 38         | 4         | 2         | 23         | 1         | 2         | 0        | 70           |
| Retired / Nolle Prosequi                   | 34         | 6         | 3         | 22         | 0         | 0         | 0        | 65           |
| Pretrial Diversion                         | 26         | 0         | 0         | 10         | 0         | 1         | 1        | 38           |
| Complaint Substantiated Dependent/Neglect  | 1          | 0         | 0         | 0          | 0         | 0         | 0        | 1            |
| Complaint Substantiated Abused             | 1          | 0         | 0         | 0          | 0         | 0         | 0        | 1            |
| Complaint Substantiated Mentally Ill       | 0          | 0         | 0         | 0          | 0         | 0         | 0        | 0            |
| Informal Adjustment                        | 0          | 0         | 0         | 0          | 0         | 0         | 0        | 0            |
| Transfer to Adult Court Hearing            | 0          | 0         | 0         | 0          | 0         | 0         | 0        | 0            |
| Charges Cleared by Transfer to Adult Court | 0          | 0         | 0         | 0          | 0         | 0         | 0        | 0            |
| Special Proceeding                         | 0          | 0         | 0         | 0          | 0         | 0         | 0        | 0            |
| Review Concluded                           | 0          | 0         | 0         | 0          | 0         | 0         | 0        | 0            |
| Case Held Open                             | 0          | 0         | 0         | 0          | 0         | 0         | 0        | 0            |
| Unknown                                    | 0          | 0         | 0         | 0          | 0         | 0         | 0        | 0            |
| <b>Totals</b>                              | <b>571</b> | <b>55</b> | <b>30</b> | <b>359</b> | <b>38</b> | <b>11</b> | <b>9</b> | <b>1,073</b> |

**TENNESSEE COUNCIL OF JUVENILE AND FAMILY COURT JUDGES  
2008 WILLIAMSON COUNTY JUVENILE COURT STATISTICAL DATA**

**Formal and Informal Actions by Class of Referral, Race and Sex for CY 2008**

|  | White Male | African American Male | Other Race Male | White Female | African American Female | Other Race Female | Unknown Race or Sex | Total      |
|--|------------|-----------------------|-----------------|--------------|-------------------------|-------------------|---------------------|------------|
| <b><u>Dependency/Neglect</u></b>           |            |                       |                 |              |                         |                   |                     |            |
| Complaint Substantiated Dependent/Neglect  | 31         | 5                     | 4               | 29           | 6                       | 6                 | 3                   | 84         |
| Dismissed                                  | 16         | 3                     | 0               | 29           | 6                       | 1                 | 3                   | 58         |
| Other                                      | 13         | 9                     | 1               | 4            | 2                       | 0                 | 3                   | 32         |
| Retired / Nolle Prosequi                   | 3          | 0                     | 0               | 3            | 0                       | 0                 | 0                   | 6          |
| Complaint Substantiated Delinquent         | 0          | 1                     | 0               | 2            | 1                       | 0                 | 0                   | 4          |
| Complaint Substantiated Status Offender    | 0          | 0                     | 0               | 0            | 0                       | 0                 | 0                   | 0          |
| Complaint Substantiated Abused             | 0          | 0                     | 0               | 0            | 0                       | 0                 | 0                   | 0          |
| Complaint Substantiated Mentally Ill       | 0          | 0                     | 0               | 0            | 0                       | 0                 | 0                   | 0          |
| Informal Adjustment                        | 0          | 0                     | 0               | 0            | 0                       | 0                 | 0                   | 0          |
| Pretrial Diversion                         | 0          | 0                     | 0               | 0            | 0                       | 0                 | 0                   | 0          |
| Transfer to Adult Court Hearing            | 0          | 0                     | 0               | 0            | 0                       | 0                 | 0                   | 0          |
| Charges Cleared by Transfer to Adult Court | 0          | 0                     | 0               | 0            | 0                       | 0                 | 0                   | 0          |
| Special Proceeding                         | 0          | 0                     | 0               | 0            | 0                       | 0                 | 0                   | 0          |
| Review Concluded                           | 0          | 0                     | 0               | 0            | 0                       | 0                 | 0                   | 0          |
| Case Held Open                             | 0          | 0                     | 0               | 0            | 0                       | 0                 | 0                   | 0          |
| Unknown                                    | 0          | 0                     | 0               | 0            | 0                       | 0                 | 0                   | 0          |
| <b>Totals</b>                              | <b>63</b>  | <b>18</b>             | <b>5</b>        | <b>67</b>    | <b>15</b>               | <b>7</b>          | <b>9</b>            | <b>184</b> |

**Other Violation Proceedings**

|  |          |          |          |          |          |          |          |          |
|--|----------|----------|----------|----------|----------|----------|----------|----------|
| Dismissed                                  | 0        | 0        | 0        | 0        | 0        | 0        | 0        | 0        |
| Retired / Nolle Prosequi                   | 0        | 0        | 0        | 0        | 0        | 0        | 0        | 0        |
| Complaint Substantiated Delinquent         | 0        | 0        | 0        | 0        | 0        | 0        | 0        | 0        |
| Complaint Substantiated Status Offender    | 0        | 0        | 0        | 0        | 0        | 0        | 0        | 0        |
| Complaint Substantiated Dependent/Neglect  | 0        | 0        | 0        | 0        | 0        | 0        | 0        | 0        |
| Complaint Substantiated Abused             | 0        | 0        | 0        | 0        | 0        | 0        | 0        | 0        |
| Complaint Substantiated Mentally Ill       | 0        | 0        | 0        | 0        | 0        | 0        | 0        | 0        |
| Informal Adjustment                        | 0        | 0        | 0        | 0        | 0        | 0        | 0        | 0        |
| Pretrial Diversion                         | 0        | 0        | 0        | 0        | 0        | 0        | 0        | 0        |
| Transfer to Adult Court Hearing            | 0        | 0        | 0        | 0        | 0        | 0        | 0        | 0        |
| Charges Cleared by Transfer to Adult Court | 0        | 0        | 0        | 0        | 0        | 0        | 0        | 0        |
| Special Proceeding                         | 0        | 0        | 0        | 0        | 0        | 0        | 0        | 0        |
| Review Concluded                           | 0        | 0        | 0        | 0        | 0        | 0        | 0        | 0        |
| Case Held Open                             | 0        | 0        | 0        | 0        | 0        | 0        | 0        | 0        |
| Unknown                                    | 0        | 0        | 0        | 0        | 0        | 0        | 0        | 0        |
| Other                                      | 0        | 0        | 0        | 0        | 0        | 0        | 0        | 0        |
| <b>Totals</b>                              | <b>0</b> | <b>0</b> | <b>0</b> | <b>0</b> | <b>0</b> | <b>0</b> | <b>0</b> | <b>0</b> |

**TENNESSEE COUNCIL OF JUVENILE AND FAMILY COURT JUDGES  
2008 WILLIAMSON COUNTY JUVENILE COURT STATISTICAL DATA**

**Formal and Informal Actions by Class of Referral, Race and Sex for CY 2008**

|  | White Male | African American Male | Other Race Male | White Female | African American Female | Other Race Female | Unknown Race or Sex | Total      |
|--|------------|-----------------------|-----------------|--------------|-------------------------|-------------------|---------------------|------------|
| <b><u>Parentage</u></b>                    |            |                       |                 |              |                         |                   |                     |            |
| Other                                      | 55         | 12                    | 5               | 52           | 10                      | 7                 | 17                  | 158        |
| Dismissed                                  | 15         | 11                    | 2               | 12           | 8                       | 0                 | 5                   | 53         |
| Retired / Nolle Prosequi                   | 3          | 1                     | 0               | 4            | 1                       | 0                 | 0                   | 9          |
| Complaint Substantiated Dependent/Neglect  | 1          | 2                     | 0               | 2            | 0                       | 0                 | 0                   | 5          |
| Complaint Substantiated Delinquent         | 0          | 0                     | 0               | 0            | 0                       | 0                 | 0                   | 0          |
| Complaint Substantiated Status Offender    | 0          | 0                     | 0               | 0            | 0                       | 0                 | 0                   | 0          |
| Complaint Substantiated Abused             | 0          | 0                     | 0               | 0            | 0                       | 0                 | 0                   | 0          |
| Complaint Substantiated Mentally Ill       | 0          | 0                     | 0               | 0            | 0                       | 0                 | 0                   | 0          |
| Informal Adjustment                        | 0          | 0                     | 0               | 0            | 0                       | 0                 | 0                   | 0          |
| Pretrial Diversion                         | 0          | 0                     | 0               | 0            | 0                       | 0                 | 0                   | 0          |
| Transfer to Adult Court Hearing            | 0          | 0                     | 0               | 0            | 0                       | 0                 | 0                   | 0          |
| Charges Cleared by Transfer to Adult Court | 0          | 0                     | 0               | 0            | 0                       | 0                 | 0                   | 0          |
| Special Proceeding                         | 0          | 0                     | 0               | 0            | 0                       | 0                 | 0                   | 0          |
| Review Concluded                           | 0          | 0                     | 0               | 0            | 0                       | 0                 | 0                   | 0          |
| Case Held Open                             | 0          | 0                     | 0               | 0            | 0                       | 0                 | 0                   | 0          |
| Unknown                                    | 0          | 0                     | 0               | 0            | 0                       | 0                 | 0                   | 0          |
| <b>Totals</b>                              | <b>74</b>  | <b>26</b>             | <b>7</b>        | <b>70</b>    | <b>19</b>               | <b>7</b>          | <b>22</b>           | <b>225</b> |

**Special Proceedings**

|  |          |          |          |          |          |          |          |          |
|--|----------|----------|----------|----------|----------|----------|----------|----------|
| Dismissed                                  | 0        | 0        | 0        | 0        | 0        | 0        | 0        | 0        |
| Retired / Nolle Prosequi                   | 0        | 0        | 0        | 0        | 0        | 0        | 0        | 0        |
| Complaint Substantiated Delinquent         | 0        | 0        | 0        | 0        | 0        | 0        | 0        | 0        |
| Complaint Substantiated Status Offender    | 0        | 0        | 0        | 0        | 0        | 0        | 0        | 0        |
| Complaint Substantiated Dependent/Neglect  | 0        | 0        | 0        | 0        | 0        | 0        | 0        | 0        |
| Complaint Substantiated Abused             | 0        | 0        | 0        | 0        | 0        | 0        | 0        | 0        |
| Complaint Substantiated Mentally Ill       | 0        | 0        | 0        | 0        | 0        | 0        | 0        | 0        |
| Informal Adjustment                        | 0        | 0        | 0        | 0        | 0        | 0        | 0        | 0        |
| Pretrial Diversion                         | 0        | 0        | 0        | 0        | 0        | 0        | 0        | 0        |
| Transfer to Adult Court Hearing            | 0        | 0        | 0        | 0        | 0        | 0        | 0        | 0        |
| Charges Cleared by Transfer to Adult Court | 0        | 0        | 0        | 0        | 0        | 0        | 0        | 0        |
| Special Proceeding                         | 0        | 0        | 0        | 0        | 0        | 0        | 0        | 0        |
| Review Concluded                           | 0        | 0        | 0        | 0        | 0        | 0        | 0        | 0        |
| Case Held Open                             | 0        | 0        | 0        | 0        | 0        | 0        | 0        | 0        |
| Unknown                                    | 0        | 0        | 0        | 0        | 0        | 0        | 0        | 0        |
| Other                                      | 0        | 0        | 0        | 0        | 0        | 0        | 0        | 0        |
| <b>Totals</b>                              | <b>0</b> | <b>0</b> | <b>0</b> | <b>0</b> | <b>0</b> | <b>0</b> | <b>0</b> | <b>0</b> |

**TENNESSEE COUNCIL OF JUVENILE AND FAMILY COURT JUDGES  
2008 WILLIAMSON COUNTY JUVENILE COURT STATISTICAL DATA**

**Formal and Informal Actions by Class of Referral, Race and Sex for CY 2008**

|  | White Male   | African American Male | Other Race Male | White Female | African American Female | Other Race Female | Unknown Race or Sex | Total        |
|--|--------------|-----------------------|-----------------|--------------|-------------------------|-------------------|---------------------|--------------|
| <b><u>Other</u></b>                        |              |                       |                 |              |                         |                   |                     |              |
| Other                                      | 494          | 55                    | 39              | 340          | 34                      | 42                | 40                  | <b>1,044</b> |
| Dismissed                                  | 69           | 7                     | 2               | 48           | 3                       | 0                 | 5                   | <b>134</b>   |
| Complaint Substantiated Status Offender    | 45           | 4                     | 3               | 16           | 0                       | 0                 | 0                   | <b>68</b>    |
| Complaint Substantiated Delinquent         | 26           | 1                     | 0               | 4            | 1                       | 1                 | 1                   | <b>34</b>    |
| Retired / Nolle Prosequi                   | 17           | 1                     | 1               | 12           | 1                       | 0                 | 0                   | <b>32</b>    |
| Pretrial Diversion                         | 16           | 1                     | 0               | 10           | 2                       | 2                 | 0                   | <b>31</b>    |
| Complaint Substantiated Dependent/Neglect  | 2            | 1                     | 0               | 2            | 0                       | 0                 | 0                   | <b>5</b>     |
| Case Held Open                             | 3            | 0                     | 0               | 2            | 0                       | 0                 | 0                   | <b>5</b>     |
| Complaint Substantiated Abused             | 0            | 0                     | 0               | 0            | 0                       | 0                 | 0                   | <b>0</b>     |
| Complaint Substantiated Mentally Ill       | 0            | 0                     | 0               | 0            | 0                       | 0                 | 0                   | <b>0</b>     |
| Informal Adjustment                        | 0            | 0                     | 0               | 0            | 0                       | 0                 | 0                   | <b>0</b>     |
| Transfer to Adult Court Hearing            | 0            | 0                     | 0               | 0            | 0                       | 0                 | 0                   | <b>0</b>     |
| Charges Cleared by Transfer to Adult Court | 0            | 0                     | 0               | 0            | 0                       | 0                 | 0                   | <b>0</b>     |
| Special Proceeding                         | 0            | 0                     | 0               | 0            | 0                       | 0                 | 0                   | <b>0</b>     |
| Review Concluded                           | 0            | 0                     | 0               | 0            | 0                       | 0                 | 0                   | <b>0</b>     |
| Unknown                                    | 0            | 0                     | 0               | 0            | 0                       | 0                 | 0                   | <b>0</b>     |
| <b>Totals</b>                              | <b>672</b>   | <b>70</b>             | <b>45</b>       | <b>434</b>   | <b>41</b>               | <b>45</b>         | <b>46</b>           | <b>1,353</b> |
| <hr/>                                      |              |                       |                 |              |                         |                   |                     |              |
| <b>All Action Totals</b>                   | <b>2,934</b> | <b>283</b>            | <b>132</b>      | <b>1,705</b> | <b>160</b>              | <b>82</b>         | <b>134</b>          | <b>5,430</b> |

**TENNESSEE COUNCIL OF JUVENILE AND FAMILY COURT JUDGES  
2008 WILLIAMSON COUNTY JUVENILE COURT STATISTICAL DATA**

**Children Transferred to Adult Court by Age at Disposition Date, Race and Sex for CY 2008**

**Total Children = 2,399**

|                 | <b>White<br/>Male</b> | <b>African<br/>American<br/>Male</b> | <b>Other<br/>Race<br/>Male</b> | <b>White<br/>Female</b> | <b>African<br/>American<br/>Female</b> | <b>Other<br/>Race<br/>Female</b> | <b>Unknown<br/>Race or<br/>Sex</b> | <b>Total</b> | <b>% of All<br/>Children<br/>Referred</b> |
|-----------------|-----------------------|--------------------------------------|--------------------------------|-------------------------|--|----------------------------------|------------------------------------|--------------|---|
| Age Under 1     | 0                     | 0                                    | 0                              | 0                       | 0                                      | 0                                | 0                                  | 0            | 0.00%                                     |
| Age 1           | 0                     | 0                                    | 0                              | 0                       | 0                                      | 0                                | 0                                  | 0            | 0.00%                                     |
| Age 2           | 0                     | 0                                    | 0                              | 0                       | 0                                      | 0                                | 0                                  | 0            | 0.00%                                     |
| Age 3           | 0                     | 0                                    | 0                              | 0                       | 0                                      | 0                                | 0                                  | 0            | 0.00%                                     |
| Age 4           | 0                     | 0                                    | 0                              | 0                       | 0                                      | 0                                | 0                                  | 0            | 0.00%                                     |
| Age 5           | 0                     | 0                                    | 0                              | 0                       | 0                                      | 0                                | 0                                  | 0            | 0.00%                                     |
| Age 6           | 0                     | 0                                    | 0                              | 0                       | 0                                      | 0                                | 0                                  | 0            | 0.00%                                     |
| Age 7           | 0                     | 0                                    | 0                              | 0                       | 0                                      | 0                                | 0                                  | 0            | 0.00%                                     |
| Age 8           | 0                     | 0                                    | 0                              | 0                       | 0                                      | 0                                | 0                                  | 0            | 0.00%                                     |
| Age 9           | 0                     | 0                                    | 0                              | 0                       | 0                                      | 0                                | 0                                  | 0            | 0.00%                                     |
| Age 10          | 0                     | 0                                    | 0                              | 0                       | 0                                      | 0                                | 0                                  | 0            | 0.00%                                     |
| Age 11          | 0                     | 0                                    | 0                              | 0                       | 0                                      | 0                                | 0                                  | 0            | 0.00%                                     |
| Age 12          | 0                     | 0                                    | 0                              | 0                       | 0                                      | 0                                | 0                                  | 0            | 0.00%                                     |
| Age 13          | 0                     | 0                                    | 0                              | 0                       | 0                                      | 0                                | 0                                  | 0            | 0.00%                                     |
| Age 14          | 0                     | 0                                    | 0                              | 0                       | 0                                      | 0                                | 0                                  | 0            | 0.00%                                     |
| Age 15          | 0                     | 0                                    | 0                              | 0                       | 0                                      | 0                                | 0                                  | 0            | 0.00%                                     |
| Age 16          | 0                     | 0                                    | 0                              | 0                       | 0                                      | 0                                | 0                                  | 0            | 0.00%                                     |
| Age 17          | 0                     | 0                                    | 0                              | 0                       | 0                                      | 0                                | 0                                  | 0            | 0.00%                                     |
| Age 18          | 0                     | 0                                    | 0                              | 0                       | 0                                      | 0                                | 0                                  | 0            | 0.00%                                     |
| Age 19 and Over | 0                     | 0                                    | 0                              | 0                       | 0                                      | 0                                | 0                                  | 0            | 0.00%                                     |
| <b>Totals</b>   | <b>0</b>              | <b>0</b>                             | <b>0</b>                       | <b>0</b>                | <b>0</b>                               | <b>0</b>                         | <b>0</b>                           | <b>0</b>     |   |

**Total Children Transferred to Adult Court**

**TENNESSEE COUNCIL OF JUVENILE AND FAMILY COURT JUDGES  
2008 WILLIAMSON COUNTY JUVENILE COURT STATISTICAL DATA**

**Outcomes by Type Of Disposition, Race and Sex for CY 2008**

|   | White Male   | African American Male | Other Race Male | White Female | African American Female | Other Race Female | Unknown Race or Sex | Total        |
|---|--------------|-----------------------|-----------------|--------------|-------------------------|-------------------|---------------------|--------------|
| <b><u>General Action Codes</u></b>          |              |                       |                 |              |                         |                   |                     |              |
| Case Retired or Nolle Prosequi              | 572          | 34                    | 13              | 424          | 28                      | 6                 | 16                  | 1,093        |
| Case Dismissed                              | 523          | 41                    | 14              | 304          | 30                      | 9                 | 27                  | 948          |
| Referred to Defensive Driving School        | 467          | 14                    | 15              | 301          | 10                      | 4                 | 12                  | 823          |
| Supervision / Probation to Juvenile Court   | 343          | 30                    | 19              | 168          | 13                      | 9                 | 12                  | 594          |
| House Arrest                                | 312          | 32                    | 13              | 183          | 22                      | 6                 | 4                   | 572          |
| Public Service                              | 316          | 22                    | 17              | 171          | 14                      | 5                 | 6                   | 551          |
| Referred for Alcohol and Drug Counseling    | 294          | 19                    | 4               | 166          | 6                       | 3                 | 2                   | 494          |
| No Contact Order                            | 187          | 25                    | 9               | 152          | 10                      | 4                 | 4                   | 391          |
| Fine  | 241          | 4                     | 12              | 58           | 0                       | 0                 | 3                   | 318          |
| Referral to Juvenile Court Educ-Based Pgm   | 181          | 5                     | 7               | 57           | 2                       | 3                 | 3                   | 258          |
| Warned / Counseled                          | 97           | 10                    | 10              | 104          | 8                       | 8                 | 6                   | 243          |
| Released from Probation                     | 98           | 16                    | 5               | 69           | 22                      | 0                 | 6                   | 216          |
| Driver's License Held Informally            | 82           | 1                     | 1               | 47           | 1                       | 1                 | 3                   | 136          |
| Restitution                                 | 81           | 23                    | 4               | 19           | 7                       | 0                 | 1                   | 135          |
| Referred to Private Child Agency            | 55           | 5                     | 7               | 26           | 4                       | 3                 | 0                   | 100          |
| Court Defined Curfew                        | 46           | 1                     | 2               | 10           | 4                       | 0                 | 0                   | 63           |
| Referred to Alternative School              | 12           | 2                     | 0               | 5            | 0                       | 1                 | 0                   | 20           |
| Referral to Another Entity for Superv/Servc | 13           | 0                     | 0               | 4            | 0                       | 0                 | 0                   | 17           |
| Referred for Mental Health Counseling       | 1            | 0                     | 0               | 2            | 0                       | 0                 | 0                   | 3            |
| Referred to Alcohol Safety School           | 1            | 0                     | 0               | 2            | 0                       | 0                 | 0                   | 3            |
| Held Open For Review                        | 0            | 0                     | 0               | 1            | 0                       | 0                 | 0                   | 1            |
| Placement with Relative / Other Individual  | 1            | 0                     | 0               | 0            | 0                       | 0                 | 0                   | 1            |
| Probation to Parents                        | 0            | 0                     | 0               | 0            | 0                       | 0                 | 0                   | 0            |
| Voluntary Placement with DMHMR              | 0            | 0                     | 0               | 0            | 0                       | 0                 | 0                   | 0            |
| Private Mental Health Placement             | 0            | 0                     | 0               | 0            | 0                       | 0                 | 0                   | 0            |
| Private MR Placement                        | 0            | 0                     | 0               | 0            | 0                       | 0                 | 0                   | 0            |
| Placement with City/Cnty Agcy/Facility      | 0            | 0                     | 0               | 0            | 0                       | 0                 | 0                   | 0            |
| Runaway Returned                            | 0            | 0                     | 0               | 0            | 0                       | 0                 | 0                   | 0            |
| Injunction Other than No Contact Order      | 0            | 0                     | 0               | 0            | 0                       | 0                 | 0                   | 0            |
| Dismissed from Informal Adjustment          | 0            | 0                     | 0               | 0            | 0                       | 0                 | 0                   | 0            |
| Dismissed from Pretrial Diversion           | 0            | 0                     | 0               | 0            | 0                       | 0                 | 0                   | 0            |
| <b>Totals</b>                               | <b>3,923</b> | <b>284</b>            | <b>152</b>      | <b>2,273</b> | <b>181</b>              | <b>62</b>         | <b>105</b>          | <b>6,980</b> |

**TENNESSEE COUNCIL OF JUVENILE AND FAMILY COURT JUDGES  
2008 WILLIAMSON COUNTY JUVENILE COURT STATISTICAL DATA**

**Outcomes by Type Of Disposition, Race and Sex for CY 2008**

|  | White Male | African American Male | Other Race Male | White Female | African American Female | Other Race Female | Unknown Race or Sex | Total      |
|--|------------|-----------------------|-----------------|--------------|-------------------------|-------------------|---------------------|------------|
| <b>Formal Action Codes</b>                   |            |                       |                 |              |                         |                   |                     |            |
| Placed Under a Valid Court Order             | 261        | 19                    | 6               | 230          | 19                      | 4                 | 3                   | 542        |
| DCS Commitment - Custody                     | 62         | 19                    | 5               | 39           | 9                       | 7                 | 2                   | 143        |
| DCS Probation                                | 89         | 9                     | 2               | 16           | 2                       | 0                 | 0                   | 118        |
| Transfer to Another Juvenile Court for Dispo | 22         | 9                     | 1               | 9            | 3                       | 0                 | 1                   | 45         |
| DCS Commitment - Suspended                   | 28         | 2                     | 2               | 3            | 0                       | 0                 | 0                   | 35         |
| Parental Rights Terminated                   | 4          | 7                     | 0               | 2            | 2                       | 0                 | 0                   | 15         |
| DMHMR Involuntary Commitment                 | 4          | 1                     | 1               | 0            | 1                       | 0                 | 0                   | 7          |
| Supervision by DCS                           | 4          | 0                     | 0               | 0            | 0                       | 0                 | 0                   | 4          |
| Other Intensive Probation                    | 2          | 0                     | 0               | 0            | 0                       | 0                 | 0                   | 2          |
| Transferred to Adult Court                   | 0          | 0                     | 0               | 0            | 0                       | 0                 | 0                   | 0          |
| DCS Commitment - Determinate                 | 0          | 0                     | 0               | 0            | 0                       | 0                 | 0                   | 0          |
| DCS Intensive Probation                      | 0          | 0                     | 0               | 0            | 0                       | 0                 | 0                   | 0          |
| Parental Rights Not Terminated               | 0          | 0                     | 0               | 0            | 0                       | 0                 | 0                   | 0          |
| <b>Totals</b>                                | <b>476</b> | <b>66</b>             | <b>17</b>       | <b>299</b>   | <b>36</b>               | <b>11</b>         | <b>6</b>            | <b>911</b> |

**Special Proceedings**

|  |            |           |           |            |           |           |           |              |
|--|------------|-----------|-----------|------------|-----------|-----------|-----------|--------------|
| Court Costs                                | 475        | 21        | 22        | 250        | 12        | 7         | 10        | 797          |
| Custody Changed                            | 51         | 25        | 4         | 73         | 19        | 2         | 12        | 186          |
| Custody Unchanged                          | 36         | 14        | 2         | 33         | 8         | 4         | 1         | 98           |
| Child Support Terminated                   | 25         | 9         | 2         | 12         | 13        | 0         | 0         | 61           |
| Child Support Granted                      | 3          | 1         | 4         | 4          | 0         | 7         | 1         | 20           |
| Visitation Changed                         | 2          | 2         | 0         | 9          | 1         | 1         | 3         | 18           |
| Visitation Unchanged                       | 1          | 0         | 0         | 0          | 0         | 0         | 2         | 3            |
| Paternity Determined / Child Legitimated   | 2          | 0         | 0         | 0          | 0         | 0         | 0         | 2            |
| Child Support Amended                      | 1          | 0         | 0         | 0          | 0         | 0         | 1         | 2            |
| Order of Reference to DCS                  | 0          | 0         | 0         | 0          | 0         | 0         | 0         | 0            |
| Foster Care Terminated                     | 0          | 0         | 0         | 0          | 0         | 0         | 0         | 0            |
| Foster Care Continued                      | 0          | 0         | 0         | 0          | 0         | 0         | 0         | 0            |
| Voluntary Acknowledgement of Paternity     | 0          | 0         | 0         | 0          | 0         | 0         | 0         | 0            |
| Paternity Not Determ/Child Not Legitimated | 0          | 0         | 0         | 0          | 0         | 0         | 0         | 0            |
| Child Support Denied                       | 0          | 0         | 0         | 0          | 0         | 0         | 0         | 0            |
| Request for Medical Treatment Granted      | 0          | 0         | 0         | 0          | 0         | 0         | 0         | 0            |
| Request for Medical Treatment Denied       | 0          | 0         | 0         | 0          | 0         | 0         | 0         | 0            |
| Consent to Marry Granted                   | 0          | 0         | 0         | 0          | 0         | 0         | 0         | 0            |
| Consent to Marry Denied                    | 0          | 0         | 0         | 0          | 0         | 0         | 0         | 0            |
| <b>Totals</b>                              | <b>596</b> | <b>72</b> | <b>34</b> | <b>381</b> | <b>53</b> | <b>21</b> | <b>30</b> | <b>1,187</b> |

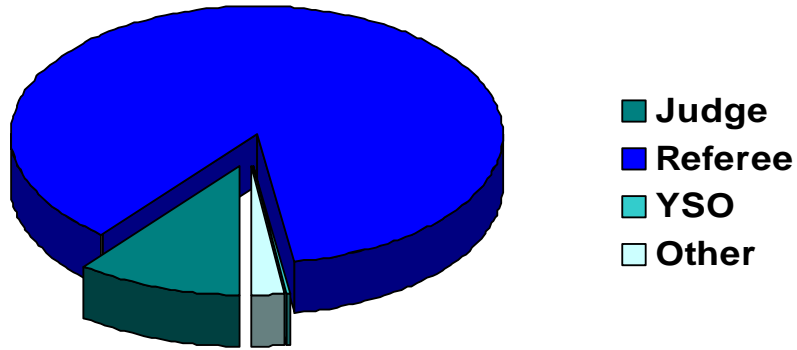
**Other Outcome Codes**

|               |              |            |           |              |            |           |           |              |
|---------------|--------------|------------|-----------|--------------|------------|-----------|-----------|--------------|
| Other         | 1,886        | 188        | 94        | 1,215        | 120        | 67        | 89        | 3,659        |
| <b>Totals</b> | <b>1,886</b> | <b>188</b> | <b>94</b> | <b>1,215</b> | <b>120</b> | <b>67</b> | <b>89</b> | <b>3,659</b> |

|                           |              |            |            |              |            |            |            |               |
|---------------------------|--------------|------------|------------|--------------|------------|------------|------------|---------------|
| <b>All Outcome Totals</b> | <b>6,881</b> | <b>610</b> | <b>297</b> | <b>4,168</b> | <b>390</b> | <b>161</b> | <b>230</b> | <b>12,737</b> |
|---------------------------|--------------|------------|------------|--------------|------------|------------|------------|---------------|

**TENNESSEE COUNCIL OF JUVENILE AND FAMILY COURT JUDGES  
2008 WILLIAMSON COUNTY JUVENILE COURT STATISTICAL DATA**

**Breakdown of Referrals by Court Personnel Executing the Action in CY 2008**



|              | <b>Referrals</b> | <b>% of Referrals</b> |
|--------------|------------------|-----------------------|
| Judge        | 585              | 10.77%                |
| Referee      | 4,715            | 86.83%                |
| YSO          | 5                | 0.09%                 |
| Other        | 125              | 2.30%                 |
| <b>Total</b> | <b>5,430</b>     | <b>100.00%</b>        |