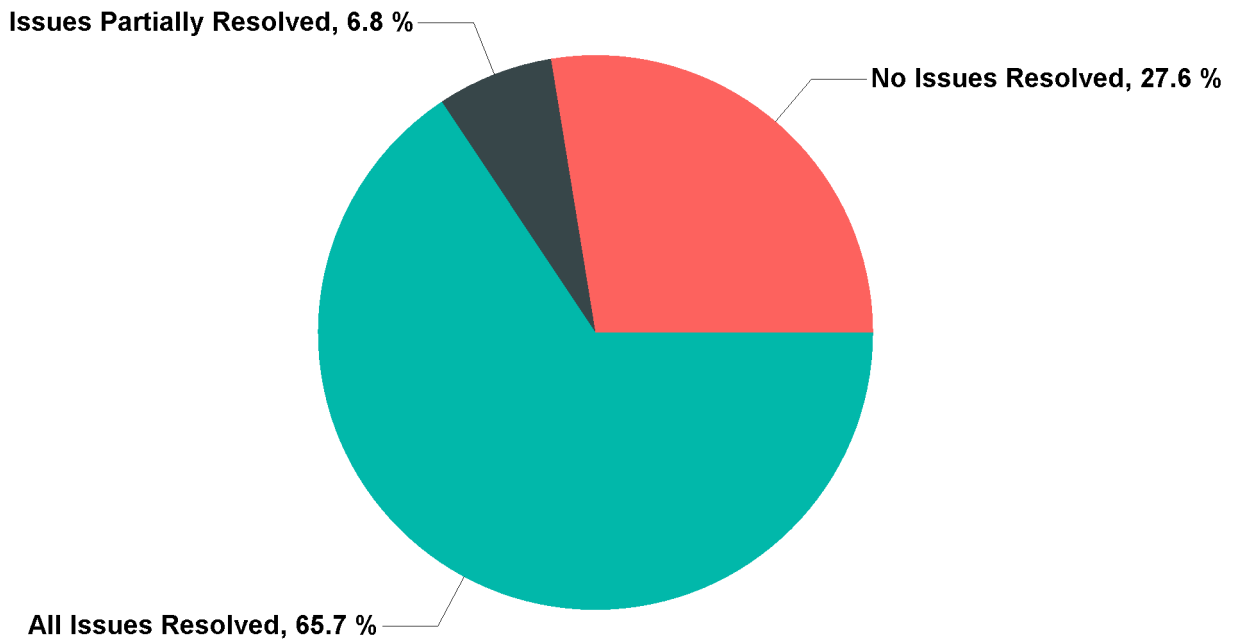




Issues Resolved Jan 1, 2019 - Dec 31, 2019

Issues Resolved	%	No. of Mediations
All Issues Resolved	65.7%	4285
No Issues Resolved	27.6%	1799
Issues Partially Resolved	6.8%	442
Total		6526

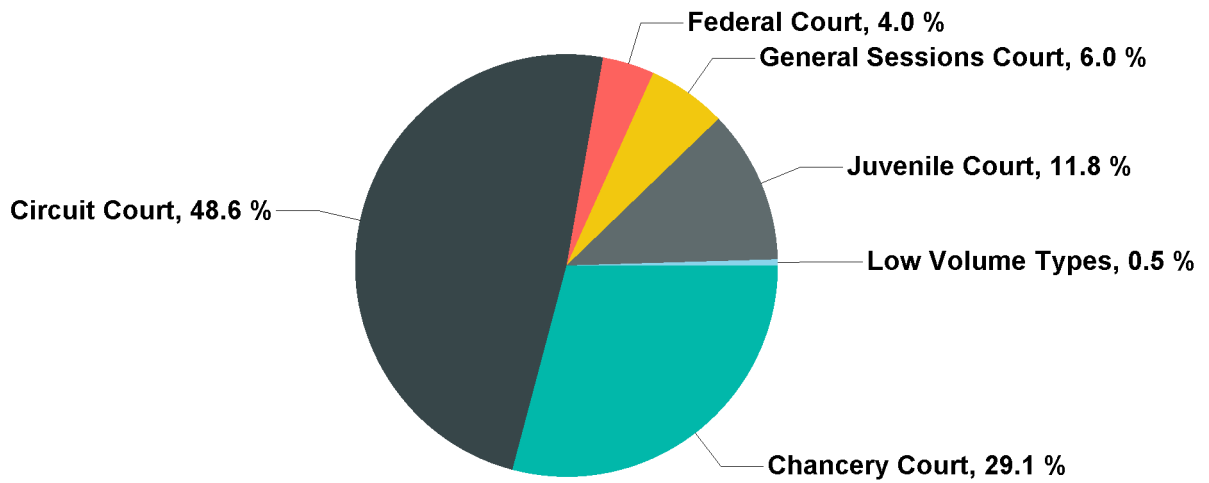




Court Type

Jan 1, 2019 - Dec 31, 2019

Court Type	%	No. of Mediations
Circuit Court	48.6%	3174
Chancery Court	29.1%	1901
Juvenile Court	11.8%	767
General Sessions Court	6.0%	394
Federal Court	4.0%	259
Probate Court	0.4%	23
Appellate Court	0.1%	6
Out of State Court	0.0%	2
Total		6526

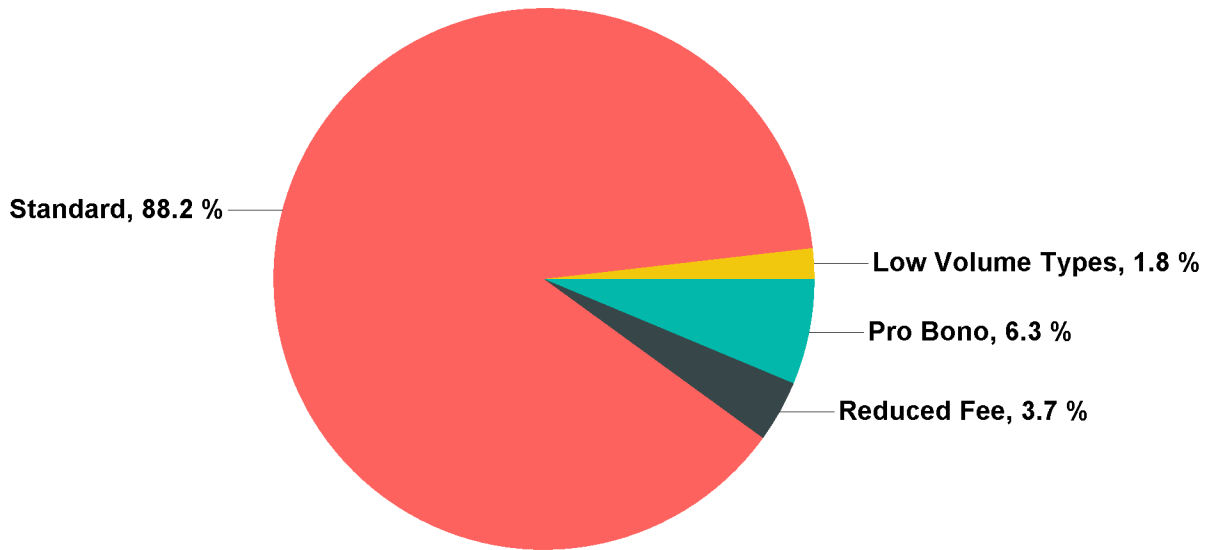




Fee Type

Jan 1, 2019 - Dec 31, 2019

Fee Type	%	No. of Mediations
Standard	88.2%	5755
Pro Bono	6.3%	411
Reduced Fee	3.7%	241
Supreme Court Rule 38	1.4%	93
Court-ordered Pro Bono	0.2%	15
Mediator requests that cost of services be charged as court costs	0.2%	11
Total		6526





Dispute Type
Jan 1, 2019 - Dec 31, 2019

Dispute Type	%	No. of Mediations
Personal Injury	26.2%	1710
Domestic Relations - Divorce with Children	19.3%	1260
Domestic Relations - Child Custody/Visitation Only	15.6%	1020
Domestic Relations - Divorce without Children	9.9%	648
Other	8.1%	531
Domestic Relations - Post Divorce Issue	7.5%	491
Contract/Debt/Specific Performance	3.6%	232
Landlord/Tenant	2.5%	166
Medical Malpractice	2.1%	139
Damages/Torts Other Than Personal Injury	1.2%	76
Real Property	0.9%	60
Legitimation/Paternity	0.8%	52
Probate/Trust	0.6%	42
Wrongful Death	0.5%	31
Domestic Relations - Child Support Only	0.4%	24
Product Liability	0.3%	18
Workers Compensation	0.2%	11
Adoption/Surrender	0.1%	7
Conservatorship/Guardianship	0.1%	5
Juvenile Appeal	0.0%	3
Total		6526



County	%	No. of Mediations	County	%	No. of Mediations	County	%	No. of Mediations
Anderson	1.0%	67	Hamilton	5.0%	322	Morgan	0.1%	6
Bedford	0.6%	38	Hancock	0.0%	3	Obion	0.1%	9
Benton	0.2%	14	Hardeman	0.2%	13	Overton	0.2%	14
Bledsoe	0.1%	7	Hardin	0.2%	16	Perry	0.1%	4
Blount	2.3%	149	Hawkins	0.7%	47	Pickett	0.0%	3
Bradley	0.7%	46	Haywood	0.1%	5	Polk	0.0%	3
Campbell	0.2%	16	Henderson	0.2%	10	Pre-Suit	3.8%	243
Cannon	0.1%	8	Henry	0.6%	39	Putnam	1.0%	63
Carroll	0.5%	29	Hickman	0.1%	8	Rhea	0.5%	31
Carter	1.4%	89	Houston	0.1%	6	Roane	0.7%	45
Cheatham	0.4%	28	Humphreys	0.2%	12	Robertson	0.8%	49
Chester	0.2%	10	Jackson	0.2%	13	Rutherford	6.0%	388
Claiborne	0.1%	6	Jefferson	0.8%	49	Scott	0.1%	6
Clay	0.0%	2	Johnson	0.1%	8	Sequatchie	0.2%	11
Cocke	0.4%	28	Knox	10.8%	694	Sevier	1.1%	68
Coffee	0.2%	14	Lake	0.1%	7	Shelby	9.9%	636
Crockett	0.1%	4	Lauderdale	0.1%	6	Smith	0.1%	7
Cumberland	0.3%	20	Lawrence	0.3%	21	Stewart	0.2%	16
Davidson	14.6%	937	Lewis	0.1%	5	Sullivan	3.0%	194
Decatur	0.2%	11	Lincoln	0.3%	21	Sumner	1.9%	122
DeKalb	0.4%	24	Loudon	0.7%	42	Tipton	0.4%	24
Dickson	0.6%	40	Macon	0.1%	7	Trousdale	0.0%	3
Dyer	0.9%	57	Madison	1.8%	118	Unicoi	0.2%	13
Fayette	0.4%	23	Marion	0.3%	17	Union	0.1%	6
Fentress	0.0%	1	Marshall	0.4%	25	Van Buren	0.0%	2
Franklin	0.2%	12	Maury	1.2%	80	Warren	0.4%	25
Gibson	0.6%	36	McMinn	0.2%	14	Washington	3.6%	232
Giles	0.2%	12	McNairy	0.2%	16	Wayne	0.0%	2
Grainger	0.2%	13	Meigs	0.1%	6	Weakley	0.3%	20
Greene	1.7%	108	Monroe	0.2%	13	White	0.2%	14
Grundy	0.0%	3	Montgomery	2.7%	173	Williamson	5.4%	344
Hamblen	1.2%	80	Moore	0.2%	10	Wilson	1.0%	67

Total No. of Mediations by County: 6428