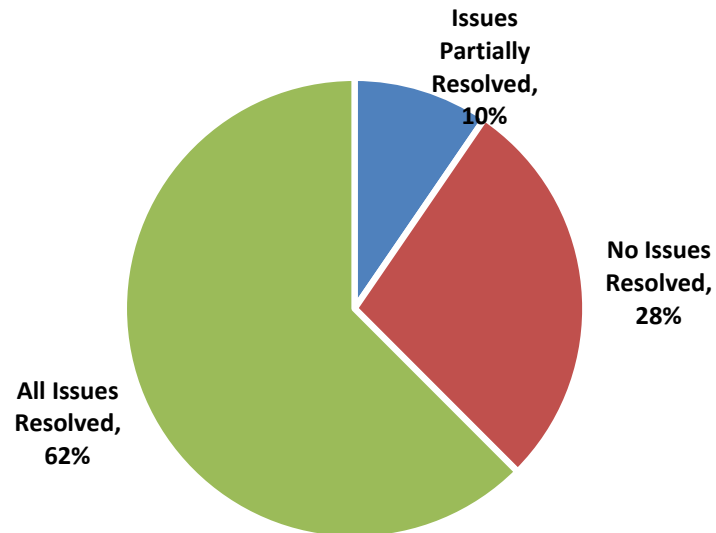




Issues Resolved Jan. 1, 2018 - Mar. 31, 2018

Issues Resolved	%	No. of Mediations
Issues Partially Resolved	10%	132
No Issues Resolved	28%	386
All Issues Resolved	62%	863
Total		1,381

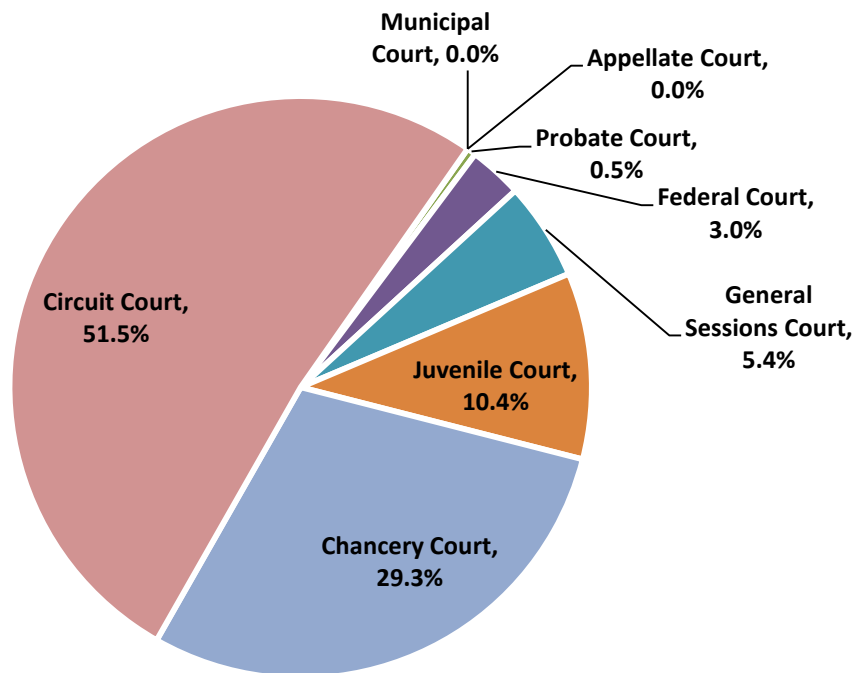




Court Type

Jan. 1, 2018 - Mar. 31, 2018

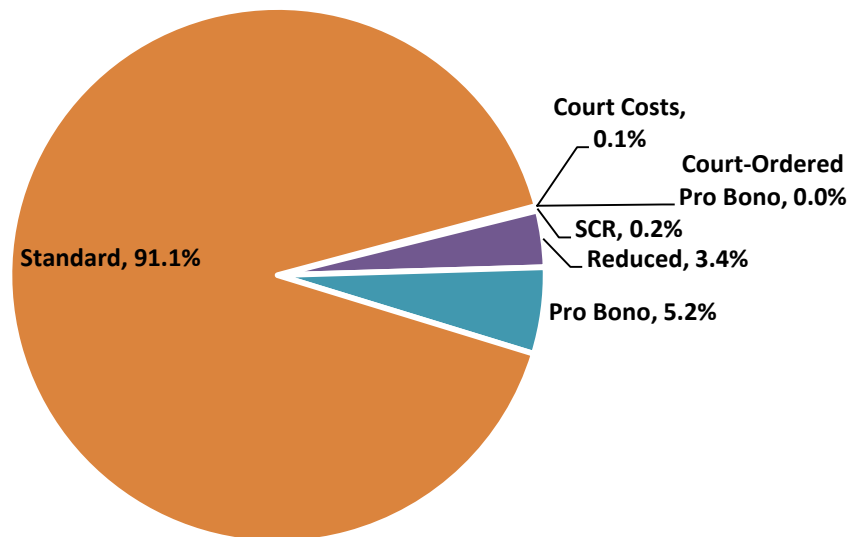
Court Type	%	No. of Mediations
Municipal Court	0.0%	0
Appellate Court	0.0%	0
Probate Court	0.5%	7
Federal Court	3.0%	41
General Sessions Court	5.4%	75
Juvenile Court	10.4%	143
Chancery Court	29.3%	404
Circuit Court	51.5%	711
Total		1,381





Fee Type Jan. 1, 2018 - Mar. 31, 2018

Fee Type	%	No. of Mediations
Court-Ordered Pro Bono	0.0%	0
Court Costs	0.1%	1
SCR	0.2%	3
Reduced	3.4%	47
Pro Bono	5.2%	72
Standard	91.1%	1,258
Total		1,381





Dispute Type

Jan. 1, 2018 - Mar. 31, 2018

Dispute Type	%	No. of Mediations
Adoption/Surrender	0.0%	0
Appeal from Administrative Hearing	0.0%	0
Conservatorship/Guardianship	0.0%	0
Contract/Debt/Specific Performance	3.8%	52
Damages/Torts Other Than Personal Injury	0.7%	9
Domestic Relations - Child Custody/Visitation Only	14.1%	195
Domestic Relations - Child Support Only	0.1%	2
Domestic Relations - Divorce with Children	23.6%	326
Domestic Relations - Divorce without Children	8.9%	123
Domestic Relations - Post Divorce Issue	8.8%	122
Juvenile Appeal	0.1%	1
Landlord/Tenant	1.9%	26
Legitimation/Paternity	0.5%	7
Medical Malpractice	2.0%	27
Other	7.3%	101
Personal Injury	25.5%	352
Probate/Trust	0.9%	12
Product Liability	0.1%	2
Real Property	0.9%	12
Workers Compensation	0.3%	4
Wrongful Death	0.6%	8
Total		1,381



County	%	No. of Mediations	County	%	No. of Mediations	County	%	No. of Mediations
Anderson	0.7%	9	Hamilton	7.7%	105	Morgan	0.0%	0
Bedford	0.5%	7	Hancock	0.1%	1	Obion	0.4%	5
Benton	0.7%	9	Hardeman	0.1%	1	Overton	0.2%	3
Bledsoe	0.2%	3	Hardin	0.7%	9	Perry	0.1%	1
Blount	2.1%	29	Hawkins	0.6%	8	Pickett	0.1%	1
Bradley	1.2%	16	Haywood	0.1%	2	Polk	0.1%	1
Campbell	0.6%	8	Henderson	0.4%	5	Pre-Suit	2.8%	38
Cannon	0.2%	3	Henry	1.0%	14	Putnam	1.5%	20
Carroll	0.4%	5	Hickman	0.1%	2	Rhea	0.4%	6
Carter	1.0%	14	Houston	0.1%	2	Roane	0.7%	10
Cheatham	0.1%	2	Humphreys	0.3%	4	Robertson	1.7%	23
Chester	0.4%	5	Jackson	0.2%	3	Rutherford	3.3%	45
Claiborne	0.1%	1	Jefferson	1.0%	14	Scott	0.1%	1
Clay	0.1%	2	Johnson	0.1%	2	Sequatchie	0.1%	2
Cocke	0.3%	4	Knox	8.0%	110	Sevier	0.7%	10
Coffee	0.3%	4	Lake	0.0%	0	Shelby	9.6%	132
Crockett	0.2%	3	Lauderdale	0.2%	3	Smith	0.2%	3
Cumberland	0.5%	7	Lawrence	0.1%	2	Stewart	0.1%	1
Davidson	15.0%	205	Lewis	0.3%	4	Sullivan	2.5%	34
DeKalb	0.7%	10	Lincoln	1.1%	15	Sumner	2.0%	28
Decatur	0.1%	1	Loudon	0.9%	13	Tipton	0.6%	8
Dickson	0.7%	9	Macon	0.1%	1	Trousdale	0.1%	1
Dyer	1.1%	15	Madison	1.6%	22	Unicoi	0.2%	3
Fayette	0.1%	2	Marion	0.4%	6	Union	0.2%	3
Fentress	0.2%	3	Marshall	0.7%	10	Van Buren	0.0%	0
Franklin	0.3%	4	Mauzy	1.6%	22	Warren	0.4%	5
Gibson	0.6%	8	McMinn	0.1%	2	Washington	3.4%	46
Giles	0.4%	5	McNairy	0.2%	3	Wayne	0.1%	1
Grainger	0.3%	4	Meigs	0.0%	0	Weakley	0.5%	7
Greene	1.2%	17	Monroe	0.1%	2	White	0.4%	5
Grundy	0.0%	0	Montgomery	3.7%	50	Williamson	4.7%	64
Hamblen	0.8%	11	Moore	0.0%	0	Wilson	0.9%	12

Total No. of Mediations: 1381